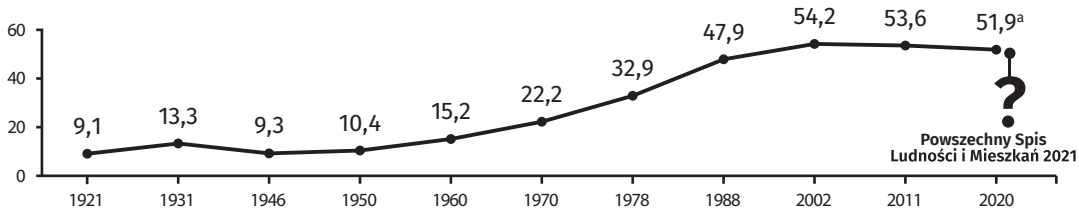


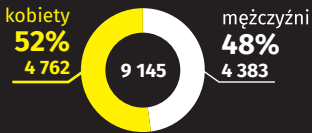
# Ostrołęka w świetle poprzednich spisów



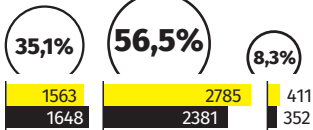
## LUDNOŚĆ w tysiącach



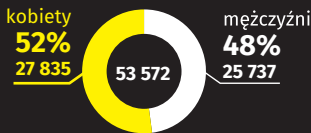
1921



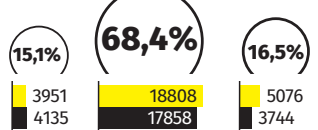
0-14 lat    15-59 lat    60 lat i więcej



2011

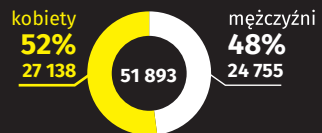


0-14 lat    15-59 lat    60 lat i więcej

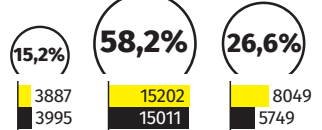


■ kobiety    ■ mężczyźni

2020<sup>a</sup>

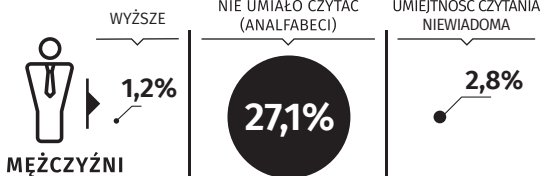


0-14 lat    15-59 lat    60 lat i więcej

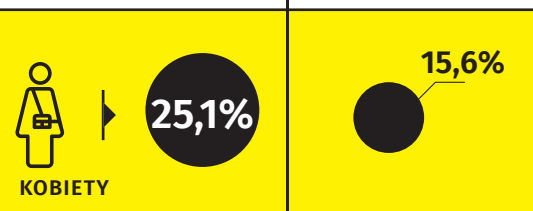
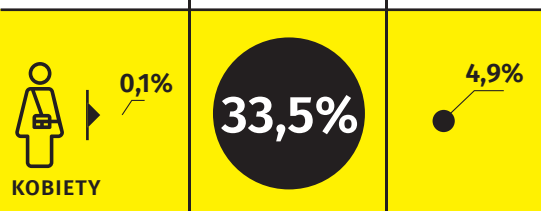



## LUDNOŚĆ według wykształcenia

1921 – ludność w wieku 10 lat i więcej



2011 – ludność w wieku 13 lat i więcej



<sup>a</sup> Dane na podstawie bilansu ludności według stanu w dniu 30 czerwca 2020 r.