



URZĄD STATYSTYCZNY W WARSZAWIE

Statistical Office in Warsaw

ZMIANY STRUKTURALNE GRUP PODMIOTÓW
GOSPODARKI NARODOWEJ
W REJESTRZE REGON
W WOJEWÓDZTWIE MAZOWIECKIM W 2014 R.

*Structural changes of groups
of entities of the national economy
in REGON register
in Mazowieckie Voivodship in 2014*

Informacje
i opracowania
statystyczne

Warszawa 2015

*Statistical
Information
and Elaborations*

Warsaw 2015

WYDAWCA
Urząd Statystyczny w Warszawie
Mazowiecki Ośrodek Badań Regionalnych

EDITORIAL BOARD
Statistical Office in Warsaw
Mazovian Centre for Regional Surveys

ul. 1 Sierpnia 21
02-134 Warszawa
tel. 22 464-23-15
faks 22 846-76-67
e-mail: SekretariatUSWAW@stat.gov.pl
<http://warszawa.stat.gov.pl>

ZESPÓŁ REDAKCYJNY
URZĘDU STATYSTYCZNEGO

EDITORIAL BOARD
OF STATISTICAL OFFICE

Przewodniczący *President*
Zofia Kozłowska

Redaktor główny *Editor-in-chief*
Barbara Czerwińska-Jędrusiak

Sekretarz *Secretary*
Małgorzata Bieńkowska

Członkowie *Members*

Agnieszka Ajdyn, Anna Branicka,
Patrycja Gałązka-Seliga, Krzysztof Kowalski,
Elżbieta Lipińska, Gabriela Nowakowska,
Ewa Polanowska, Wiesława Rogalska, Grażyna Silny

KONCEPCJA, REDAKCJA METYTORYCZNA
I TECHNICZNA, KOREKTA I SKŁAD

CONCEPT, ESSENTIAL EDITORIAL
AND TECHNICAL SUPERVISION,
PROOF-READING AND TYPESETTING

Zespół Analiz i Opracowań Zbiorczych
Analyses and Aggregated Studies Section

TŁUMACZENIE *TRANSLATION*
Agnieszka Gromek-Żukowska

PROJEKT OKŁADKI *COVER DESIGN*
Anna Cacko

ISSN 1896-2297

Publikacja dostępna na CD
Publication available on CD

SPIS TREŚCI

| | |
|--------------------|------|
| | Str. |
| UWAGI OGÓLNE..... | 9 |
| SŁOWNIK POJĘĆ..... | 14 |
| SYNTEZA..... | 29 |

TABLICE PRZEGLĄDOWE

| | | |
|---|-------|------|
| | Tabl. | Str. |
| Podmioty gospodarki narodowej według sektorów własności i form prawnych (2005, 2010–2014) | I | 31 |
| Podmioty gospodarki narodowej według sekcji Polskiej Klasyfikacji Działalności (2010, 2013, 2014) | II | 32 |
| Podmioty gospodarki narodowej według podregionów i powiatów (2005, 2010–2014)..... | III | 35 |

TABLICE

| | | |
|--|----|-----|
| Podmioty gospodarki narodowej według przewidywanej liczby pracujących oraz sekcji i działów Polskiej Klasyfikacji Działalności (2013, 2014)..... | 1 | 36 |
| Podmioty gospodarki narodowej według przewidywanej liczby pracujących oraz podregionów, powiatów i gmin (2013, 2014)..... | 2 | 69 |
| Podmioty gospodarki narodowej według sekcji Polskiej Klasyfikacji Działalności oraz powiatów i gmin (2013, 2014)..... | 3 | 168 |
| Osoby fizyczne prowadzące działalność gospodarczą według sekcji Polskiej Klasyfikacji Działalności oraz podregionów, powiatów i gmin (2013, 2014)..... | 4 | 297 |
| Podmioty gospodarki narodowej nowo zarejestrowane według wybranych form prawnych oraz sekcji i działów Polskiej Klasyfikacji Działalności (2013, 2014)..... | 5 | 405 |
| Podmioty gospodarki narodowej nowo zarejestrowane według wybranych form prawnych oraz podregionów i powiatów (2013, 2014) | 6 | 416 |
| Podmioty gospodarki narodowej wyrejestrowane według wybranych form prawnych oraz sekcji i działów Polskiej Klasyfikacji Działalności (2013, 2014)..... | 7 | 421 |
| Podmioty gospodarki narodowej wyrejestrowane według wybranych form prawnych oraz podregionów i powiatów (2013, 2014). | 8 | 432 |
| Podmioty gospodarki narodowej z zawieszoną działalnością według wybranych form prawnych oraz sekcji i działów Polskiej Klasyfikacji Działalności w 2014 r..... | 9 | 437 |
| Podmioty gospodarki narodowej z zawieszoną działalnością według wybranych form prawnych oraz podregionów i powiatów w 2014 r. | 10 | 446 |

| | Tabl. | Str. |
|--|-------|------------|
| Podmioty gospodarki narodowej według wybranych form prawnych oraz sekcji i działów Polskiej Klasyfikacji Działalności (2013, 2014) | 11 | 448 |
| Podmioty gospodarki narodowej według wybranych form prawnych oraz podregionów i powiatów (2013, 2014)..... | 12 | 459 |
| Spółki handlowe według form prawnych oraz sekcji i działów Polskiej Klasyfikacji Działalności (2013, 2014) | 13 | 465 |
| Spółki handlowe według form prawnych oraz podregionów i powiatów (2013, 2014)..... | 14 | 476 |
| Spółki handlowe według rodzaju kapitału oraz form prawnych (2013, 2014) | 15 | 481 |
| Spółki handlowe według rodzaju kapitału oraz sekcji i działów Polskiej Klasyfikacji Działalności (2013, 2014) | 16 | 482 |
| Spółki handlowe według rodzaju kapitału oraz podregionów i powiatów (2013, 2014) | 17 | 494 |
| Podmioty gospodarki narodowej według przewidywanej liczby pracujących oraz dzielnic m.st. Warszawy (2013, 2014)..... | 18 | 500 |
| Podmioty gospodarki narodowej według sekcji Polskiej Klasyfikacji Działalności oraz dzielnic m.st. Warszawy (2013, 2014) | 19 | 506 |
| Podmioty gospodarki narodowej według wybranych form prawnych oraz dzielnic m.st. Warszawy (2013, 2014) | 20 | 512 |
| WYKRESY | | |
| Województwo mazowieckie w 2014 r. (mapa)..... | | 7 |
| Podmioty gospodarki narodowej w województwie mazowieckim według powiatów i miast na prawach powiatu w 2014 r. | | 8 |
| Podmioty gospodarki narodowej nowo zarejestrowane i wyrejestrowane z rejestru REGON (2011, 2012, 2013, 2014) | | 514 |
| Osoby fizyczne prowadzące działalność gospodarczą nowo zarejestrowane i wyrejestrowane z rejestru REGON (2011, 2012, 2013, 2014)..... | | 514 |
| Podmioty gospodarki narodowej (2005– 2014)..... | | 515 |
| Osoby fizyczne prowadzące działalność gospodarczą (2005– 2014) | | 515 |
| Osoby fizyczne prowadzące działalność gospodarczą według wybranych sekcji Polskiej Klasyfikacji Działalności (2013, 2014) | | 516 |
| Przedsiębiorstwa państwowe według wybranych sekcji Polskiej Klasyfikacji Działalności (2013, 2014) | | 516 |
| Spółdzielnie według wybranych sekcji Polskiej Klasyfikacji Działalności (2013, 2014) | | 517 |
| Spółki handlowe według rodzaju kapitału (2013, 2014) | | 517 |
| Wykaz urzędów miast i gmin województwa mazowieckiego (wg stanu w dniu 7 II 2015 r.) ... | | 518 |

| | Page |
|--------------------|------|
| CONTENTS | |
| GENERAL NOTES..... | 9 |
| DICTIONARY..... | 22 |
| SYNTHESIS..... | 29 |

REVIEW TABLES

| | Table | Page |
|---|-------|------|
| <i>Entities of the national economy by ownership sectors and legal status (2005, 2010–2014).....</i> | I | 31 |
| <i>Entities of the national economy by sections of the Polish Classification of Activities (2010, 2013, 2014)</i> | II | 32 |
| <i>Entities of the national economy by subregions and powiats (2005, 2010–2014).....</i> | III | 35 |

TABLES

| | | |
|---|---|-----|
| <i>Entities of the national economy by expected number of employed persons and by sections and divisions of the Polish Classification of Activities (2013, 2014).....</i> | 1 | 36 |
| <i>Entities of the national economy by expected number of employed persons and by subregions, powiats and gminas (2013, 2014).....</i> | 2 | 69 |
| <i>Entities of the national economy by sections of the Polish Classification of Activities and powiats and gminas (2013, 2014).....</i> | 3 | 168 |
| <i>Natural persons conducting economic activity by sections of the Polish Classification of Activities and subregions, powiats and gminas (2013, 2014).....</i> | 4 | 297 |
| <i>Newly created entities of the national economy by selected legal status and by sections and divisions of the Polish Classification of Activities (2013, 2014).....</i> | 5 | 405 |
| <i>Newly created entities of the national economy by selected legal status and subregions and powiats (2013, 2014).....</i> | 6 | 416 |
| <i>Liquidated entities of the national economy by selected legal status and by sections and divisions of the Polish Classification of Activities (2013, 2014).....</i> | 7 | 421 |
| <i>Liquidated entities of the national economy by selected legal status and by subregions and powiats (2013, 2014).....</i> | 8 | 432 |
| <i>Suspended entities of the national economy by selected legal status and by sections and divisions of the Polish Classification of Activities in 2014.....</i> | 9 | 437 |

| | <i>Table</i> | <i>Page</i> |
|--|--------------|-------------|
| <i>Suspended entities of the national economy by selected legal status and by subregions and powiats in 2014.....</i> | 10 | 446 |
| <i>Entities of the national economy by selected legal status and by sections and divisions of the Polish Classification of Activities (2013, 2014)</i> | 11 | 448 |
| <i>Entities of the national economy by selected legal status and by subregions and powiats (2013, 2014)</i> | 12 | 459 |
| <i>Commercial companies by legal status and sections and divisions of the Polish Classification of Activities (2013, 2014)</i> | 13 | 465 |
| <i>Commercial companies by legal status and subregions and powiats (2013, 2014).....</i> | 14 | 476 |
| <i>Commercial companies by type of capital and legal status (2013, 2014).....</i> | 15 | 481 |
| <i>Commercial companies by type of capital and sections and divisions of the Polish Classification of Activities (2013, 2014)</i> | 16 | 482 |
| <i>Commercial companies by type of capital and subregions and powiats (2013, 2014)</i> | 17 | 494 |
| <i>Entities of the national economy by expected number of employed persons and by districts of the Capital City of Warsaw (2013, 2014)</i> | 18 | 500 |
| <i>Entities of the national economy by sections of the Polish Classification of Activities and by districts of the Capital City of Warsaw (2013, 2014)</i> | 19 | 506 |
| <i>Entities of the national economy by selected legal status and by districts of the Capital City of Warsaw (2013, 2014)</i> | 20 | 512 |
| GRAPHS | | <i>Page</i> |
| <i>Mazowieckie voivodship in 2014 (map).....</i> | | 7 |
| <i>Entities of the national economy in mazowieckie voivodship by powiats and cities with powiat status in 2014</i> | | 8 |
| <i>Newly registered and liquidated entities of the national economy from REGON register (2011, 2012, 2013, 2014)</i> | | 514 |
| <i>Natural persons conducting economic activity newly registered and liquidated from REGON register (2011, 2012, 2013, 2014)</i> | | 514 |
| <i>Entities of the national economy (2005–2014)</i> | | 515 |
| <i>Natural persons conducting economic activity (2005–2014).....</i> | | 515 |
| <i>Natural persons conducting economic activity by selected sections of the Polish Classification of Activities (2013, 2014)</i> | | 516 |
| <i>State owned enterprises by selected sections of the Polish Classification of Activities (2013, 2014).....</i> | | 516 |
| <i>Co-operatives by selected sections of the Polish Classification of Activities (2013, 2014).....</i> | | 517 |
| <i>Commercial companies by type of capital (2013, 2014).....</i> | | 517 |
| <i>The list of city and gmina offices in mazowieckie voivodship (as of 7 II 2015).....</i> | | 518 |

WOJEWÓDZTWO MAZOWIECKIE W 2014 R.

Stan w dniu 31 XII

MAZOWIECKIE VOIVODSHIP IN 2014

As of 31 XII

PODZIAŁ ADMINISTRACYJNY ADMINISTRATIVE DIVISION



WARSZAWA

stolica państwa i województwa
capital city of country and voivodship



RADOM

miasta na prawach powiatu
cities with powiat status

— granica województwa
voivodship border

— granice powiatów
powiats borders

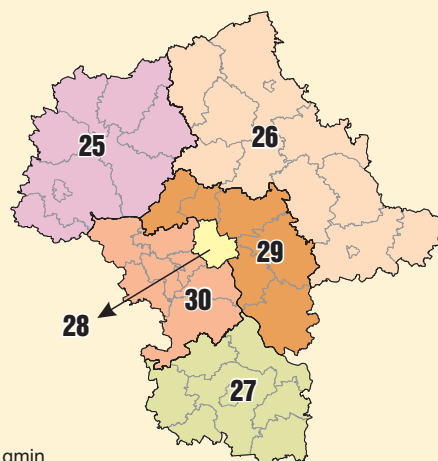
— granice gmin
gminas borders

PODZIAŁ WEDŁUG NOMENKLATURY JEDNOSTEK TERYTORIALNYCH DO CELÓW STATYSTYCZNYCH (NTS) DIVISION BY NOMENCLATURE OF TERRITORIAL UNITS FOR STATISTICAL PURPOSES (NTS)

Podregiony (NTS 3):

Subregions (NTS 3):

- 25 ciechanowsko-płocki (7; 1; 65)
- 26 ostrołęcko-siedlecki (10; 2; 91)
- 27 radomski (7; 1; 51)
- 28 m.st. Warszawa (—; 1; 1)
- 29 warszawski wschodni (6; —; 58)
- 30 warszawski zachodni (7; —; 48)



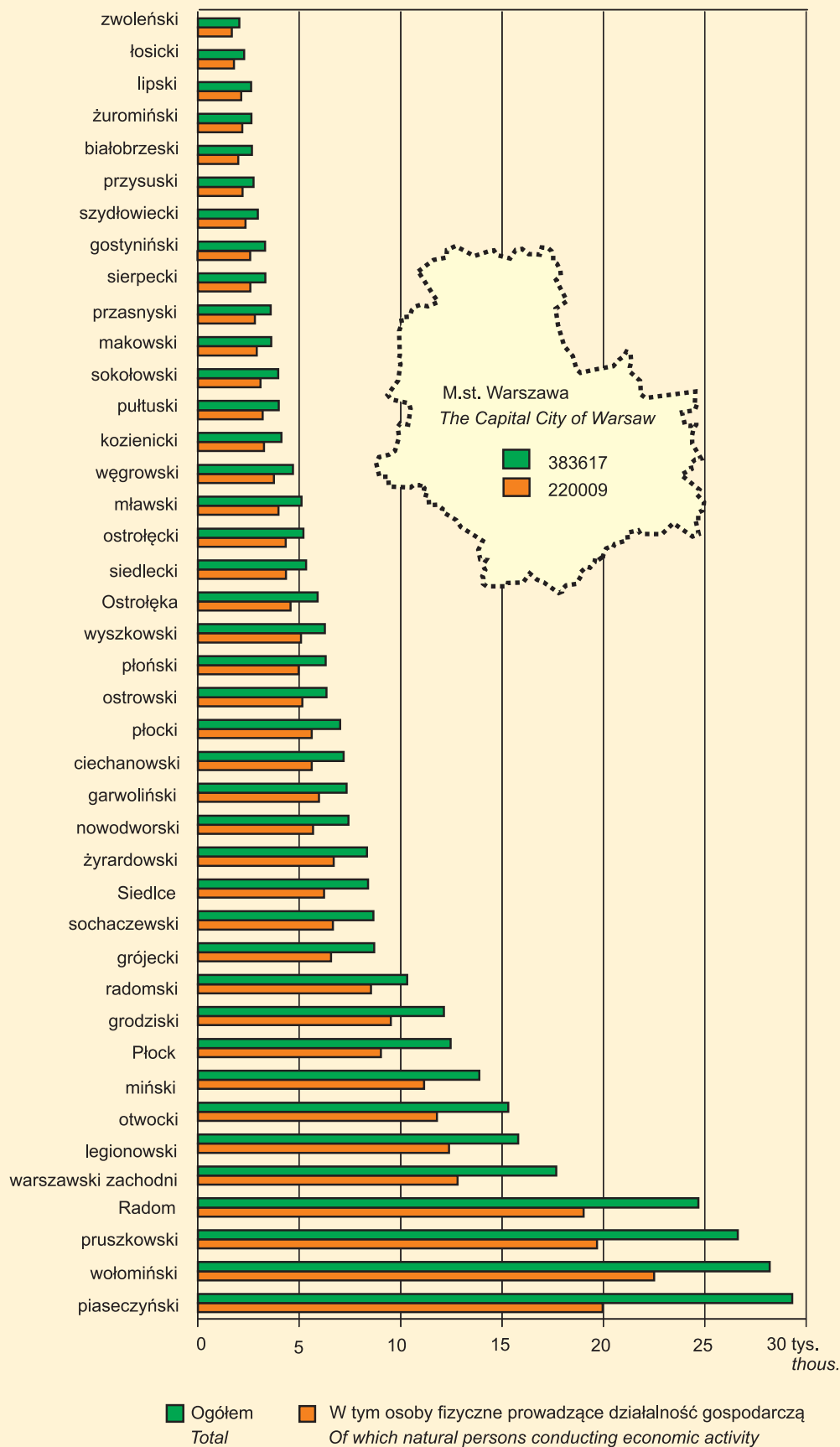
W nawiasach podano odpowiednio liczbę: powiatów, miast na prawach powiatu, gmin.
In brackets is given respectively number of: powiats, cities with powiat status, gminas.

**PODMIOTY GOSPODARKI NARODOWEJ W WOJEWÓDZTWIE MAZOWIECKIM
WEDŁUG POWIATÓW I MIAST NA PRAWACH POWIATU W 2014 R.**

Stan w dniu 31 XII

**ENTITIES OF THE NATIONAL ECONOMY IN MAZOWIECKIE VOIVODSHIP
BY POWIATS AND CITIES WITH POWIAT STATUS IN 2014**

As of 31 XII



UWAGI OGÓLNE

1. Krajowy rejestr urzędowy podmiotów gospodarki narodowej, zwany dalej rejestrem REGON prowadzony jest przez Prezesa GUS. Zasady prowadzenia rejestru REGON określają przepisy ustawy z dnia 29 czerwca 1995 r. o *statystyce publicznej* (Dz. U. Nr 88, poz. 439 z późn. zm.) oraz przepisy rozporządzenia Rady Ministrów z dnia 27 lipca 1999 r. w *sprawie sposobu i metodologii prowadzenia i aktualizacji rejestru podmiotów gospodarki narodowej w tym wzorów wniosków, ankiet i zaświadczeń, oraz szczegółowych warunków i trybu współdziałania służb statystyki publicznej z innymi organami prowadzącymi rejestry i systemy informacyjne administracji publicznej* (Dz. U. Nr 69, poz. 763 z późn. zm.).

Do rejestru REGON wpisywane są podmioty gospodarki narodowej (zwane dalej jednostkami prawnymi), czyli osoby prawne, jednostki organizacyjne niemające osobowości prawnej, osoby fizyczne prowadzące działalność gospodarczą oraz zgłoszone przez jednostkę prawną jednostki lokalne. Zgodnie z definicją osoby fizycznej prowadzącej działalność gospodarczą wprowadzoną od 31 marca 2009 r. w art. 42 ust. 2 ustawy o statystyce publicznej grupa osób fizycznych podlegających wpisowi do rejestru REGON została poszerzona o osoby fizyczne prowadzące działalność gospodarczą jako wspólnicy spółki cywilnej.

Rejestr REGON jest bieżąco uaktualniany na podstawie wniosków zgłaszanych przez jednostki prawne. Od 1 lipca 2011 r. aktualizacja informacji wpisywanych do rejestru REGON dla osób fizycznych prowadzących działalność gospodarczą, podlegających wpisowi do Centralnej Ewidencji i Informacji o Działalności Gospodarczej, prowadzona jest na podstawie danych z wniosków o wpis do CEIDG przesyłanych do GUS na podstawie art. 28 ustawy z dnia 2 lipca 2004 r. o *swobodzie działalności gospodarczej* (tekst jednolity: Dz. U. z 2010 r. Nr 220, poz. 1447, z późniejszymi zmianami).

2. Prezentowane dane obejmują podmioty gospodarki narodowej bez względu na charakter własności, tj. zaliczane do sektora publicznego i prywatnego.

Do **sektora publicznego** zalicza się podmioty stanowiące własność państwową, jednostek samorządu terytorialnego oraz „mieszana” z przewagą kapitału podmiotów sektora publicznego.

Do **sektora prywatnego** zalicza się podmioty gospodarki stanowiące własność prywatną krajową (m.in. spółki, spółdzielnie, osoby fizyczne prowadzące działalność gospodarczą, organizacje społeczne, stowarzyszenia,

GENERAL NOTES

1. *National Official Business Register REGON, hereinafter referred to as REGON is held by the President of the CSO. The rules for running the register are defined by the Regulation of the Council of Ministers of 29 VI 1995 on public statistics (Journal of Laws No. 88, item 439 with later amendments) and the provisions of the Regulation of the Council of Ministers of 27 VII 1999 on the mode and methodology of running and updating the business register, including application, questionnaire and certificate specimens and detailed conditions and mode of co-operation of official statistics services with other bodies running official registers and information systems in public administration (Journal of Laws No. 69, item 763 with later amendments)*

In REGON there are registered entities of the national economy (called legal units), that is: legal persons, organizational units without legal personality, natural persons conducting economic activity and local units submitted by legal unit. According to the definition of natural person conducting economic activity, introduced since 31 III 2009 in article 42, item 2 of the regulation on public statistics, group of natural persons, which are subject to enter the REGON register, was extended to natural persons conducting economic activity as partners of civil partnership.

The REGON register is systematically updated on the basis of applications submitted by legal units. Since 1 July 2011, the process of updating information recorded in the REGON register for natural persons conducting economic activity, which are subject to enter the Central Register and Information on Economic Activity, is conducted on the basis of applications to enter CRIEA sent to the CSO on the basis of article 28 of the Act of 2 July 2004 on Freedom of Economic Activity (uniform text: Journal of Laws 2010, No. 220, item 1447, with later amendments).

2. *Presented data include entities of the national economy regardless ownership sector i.e. include both private and public sector.*

Public sector *includes entities owned by the State, local self-government entities as well as “mixed” ownership entities with predomination of public sector capital.*

Private sector *includes domestic private ownership (among others companies, co-operatives, natural persons conducting economic activities, social organizations, associations, foundations), foreign ownership*

fundacje), zagraniczną (m.in. przedsiębiorstwa zagraniczne drobnej wytwórczości, spółki z wyłącznym udziałem kapitału zagranicznego) oraz „mieszaną” z przewagą kapitału podmiotów sektora prywatnego.

3. Dane nie obejmują jednostek lokalnych (zakładów, oddziałów itp.) oraz **osób fizycznych prowadzących wyłącznie indywidualne gospodarstwa rolne.**

4. Dane o krajowych osobach fizycznych zostały przedstawione według miejsca zamieszkania, natomiast o zagranicznych osobach fizycznych według miejsca prowadzenia działalności.

5. Dane do publikacji prezentowane są w układzie Polskiej Klasyfikacji Działalności — PKD 2007, opracowanej na podstawie Statystycznej Klasyfikacji Działalności Gospodarczych we Wspólnocie Europejskiej — Statistical Classification of Economic Activities In the European Community — NACE Rev. 2. PKD 2007, wprowadzona z dniem 1 I 2008 r. rozporządzeniem Rady Ministrów z dnia 24 XII 2007 r. (Dz. U. Nr 251, poz. 1885), zastąpiła Polską Klasyfikację Działalności — PKD 2004.

PKD 2007, w stosunku do poprzednio stosowanej klasyfikacji PKD 2004, wprowadza zmiany zakresowe polegające na uwzględnieniu nowych grupowań rodzajów działalności (ujęcie nowych, podział lub agregacja dotychczasowych), a także na przesunięciu rodzajów działalności pomiędzy poszczególnymi poziomami klasyfikacyjnymi. W efekcie w PKD 2007 wyróżnia się m.in. 21 sekcji i 88 działów, wobec 17 sekcji i 62 działów w PKD 2004. Zmiany te powodują również w niektórych przypadkach brak porównywalności danych przy niezmiennych nazwach poziomów klasyfikacyjnych.

W ramach PKD 2007 wyodrębniono „**Przemysł**” jako dodatkowe grupowanie, które obejmuje sekcje: „Górnictwo i wydobywanie”, „Przetwórstwo przemysłowe”, „Wytwarzanie i zaopatrywanie w energię elektryczną, gaz, parę wodną, gorącą wodę i powietrze do układów klimatyzacyjnych” oraz „Dostawa wody; gospodarowanie ściekami i odpadami oraz działalność związana z rekultywacją”.

6. Do poszczególnych sekcji PKD zaliczono podmioty według rodzaju przeważającej działalności deklarowanej w momencie dokonywania rejestracji w rejestrze REGON bądź po wprowadzeniu zmiany zgłoszonej przez podmiot.

7. W stosunku do obowiązującej Polskiej Klasyfikacji Działalności (PKD) w publikacji zastosowano skróty nazw sekcji i działów. Zestawienie zastosowanych skrótów i pełnych nazw podaje się poniżej:

(among others foreign small-scale enterprises, companies exclusively with foreign capital) as well as “mixed” ownership with predominant participation of private sector capital.

3. Data do not include local units (establishments, branches etc.) as well as **natural persons tending exclusively private agricultural farms.**

4. Data on domestic natural persons are given according to the owner address of residence. Data on foreign natural persons are given according to the place of conducted activity.

5. Data are presented according Polish Classification of Activities — PKD 2007, compiled on the basis of the Statistical Classification of Economic Activities in the European Community — NACE Rev. 2. PKD 2007 was introduced on 1 I 2008 by the decree of the Council of Ministers, dated 24 XII 2007 (Journal of Laws No. 251, item 1885) and replaced the Polish Classification of Activities — PKD 2004/NACE Rev. 1.1.

PKD 2007/NACE Rev. 2 differs from the previously used PKD 2004/NACE Rev. 1.1 classification in the introduction of changes in its scope, i.e. new groupings of activity types (presentation of new types, division or aggregation of the previous ones) as well as transfers of some types of activities between individual classification levels. As a result there are, among others, 21 sections and 88 divisions in PKD 2007/NACE Rev. 2 compared with 17 sections and 62 divisions in PKD 2004/NACE Rev. 1.1. In some cases these changes result in a lack of comparability of data if the names of classification levels remain unchanged.

The item “**Industry**” was introduced as an additional grouping, including sections “Mining and quarrying”, “Manufacturing”, “Electricity, gas, steam and air conditioning supply” as well as “Water supply; sewerage, waste management and remediation activities”.

6. Entities are included in the separate sections according to dominate type of conducted activity declared at registration time, or any time declared by entity, when dominate type of conducted activity is changed.

7. The names of some classification levels in Polish Classification of Activity have been abbreviated. The list of abbreviations used and their full names are given below:

| skrót abbreviation | pełna nazwa full name |
|---|---|
| sekcje sections | |
| Wytwarzanie i zaopatrywanie w energię elektryczną, gaz, parę wodną i gorącą wodę | Wytwarzanie i zaopatrywanie w energię elektryczną, gaz, parę wodną, gorącą wodę i powietrze do układów klimatyzacyjnych |
| Dostawa wody; gospodarowanie ściekami i odpadami; rekultywacja | Dostawa wody; gospodarowanie ściekami i odpadami oraz działalność związana z rekultywacją |
| Handel; naprawa pojazdów samochodowych <i>Trade; repair of motor vehicles</i> | Handel hurtowy i detaliczny; naprawa pojazdów samochodowych, włączając motocykle <i>Wholesale and retail trade; repair of motor vehicles and motorcycles</i> |
| Zakwaterowanie i gastronomia <i>Accommodation and catering</i> | Działalność związana z zakwaterowaniem i usługami gastronomicznymi <i>Accommodation and food service activities</i> |
| Obsługa rynku nieruchomości Administrowanie i działalność wspierająca | Działalność związana z obsługą rynku nieruchomości Działalność w zakresie usług administrowania i działalność wspierająca |
| Gospodarstwa domowe zatrudniające pracowników oraz wytwarzające produkty na własne potrzeby <i>Activities of households as employers and products-producing activities of households for own use</i> | Gospodarstwa domowe zatrudniające pracowników; gospodarstwa domowe produkujące wyroby i świadczące usługi na własne potrzeby <i>Activities of households as employers; undifferentiated goods-and services-producing activities of households for own use</i> |
| działy divisions | |
| Uprawy rolne, chów i hodowla zwierząt, łowiectwo <i>Crop and animal production, hunting</i> | Uprawy rolne, chów i hodowla zwierząt, łowiectwo, włączając działalność usługową <i>Crop and animal production, hunting and related service activities</i> |
| Działalność usługowa wspomagająca górnictwo | Działalność usługowa wspomagająca górnictwo i wydobywanie |
| Produkcja skór i wyrobów skórzanych | Produkcja skór i wyrobów ze skór wyprawionych |
| Produkcja wyrobów z drewna, korka, słomy i wikliny <i>Manufacture of products of wood, cork, straw and wicker</i> | Produkcja wyrobów z drewna oraz korka, z wyłączeniem mebli; produkcja wyrobów ze słomy i materiałów używanych do wyplatania <i>Manufacture of wood and of products of wood and cork, except furniture; manufacture of articles of straw and plaiting materials</i> |
| Produkcja koksu i produktów rafinacji ropy naftowej | Wytwarzanie i przetwarzanie koksu i produktów rafinacji ropy naftowej |
| Produkcja wyrobów farmaceutycznych <i>Manufacture of pharmaceutical products</i> | Produkcja podstawowych substancji farmaceutycznych oraz leków i pozostałych wyrobów farmaceutycznych <i>Manufacture of basic pharmaceutical products and pharmaceutical preparations</i> |
| Produkcja wyrobów z metali <i>Manufacture of metal products</i> | Produkcja metalowych wyrobów gotowych, z wyłączeniem maszyn i urządzeń <i>Manufacture of fabricated metal products, except machinery and equipment</i> |

| skrót abbreviation | pełna nazwa full name |
|---|--|
| | działy (cd.) divisions (cont.) |
| Produkcja maszyn i urządzeń | Produkcja maszyn i urządzeń, gdzie indziej niesklasyfikowana |
| Produkcja pojazdów samochodowych, przyczep i naczep | Produkcja pojazdów samochodowych, przyczep i naczep, z wyłączeniem motocykli |
| Gospodarka odpadami; odzysk surowców | Działalność związana ze zbieraniem, przetwarzaniem i unieszkodliwianiem odpadów; odzysk surowców |
| Rekultywacja <i>Remediation activities</i> | Działalność związana z rekultywacją i pozostała działalność usługowa związana z gospodarką odpadami <i>Remediation activities and other waste management services</i> |
| Budowa budynków | Roboty budowlane związane ze wznoszeniem budynków |
| Budowa obiektów inżynierii lądowej i wodnej | Roboty związane z budową obiektów inżynierii lądowej i wodnej |
| Handel hurtowy i detaliczny pojazdami samochodowymi oraz ich naprawa | Handel hurtowy i detaliczny pojazdami samochodowymi; naprawa pojazdów samochodowych |
| Handel hurtowy <i>Wholesale trade</i> | Handel hurtowy, z wyłączeniem handlu pojazdami samochodowymi <i>Wholesale trade, except of motor vehicles and motorcycles</i> |
| Handel detaliczny <i>Retail trade</i> | Handel detaliczny, z wyłączeniem handlu detalicznego pojazdami samochodowymi <i>Retail trade, except of motor vehicles and motorcycles</i> |
| Transport lądowy i rurociągowy <i>Land and pipeline transport</i> | Transport lądowy oraz transport rurociągowy <i>Land transport and transport via pipelines</i> |
| Gastronomia <i>Catering</i> | Działalność usługowa związana z żywnością <i>Food and beverage service activities</i> |
| Produkcja filmów, programów telewizyjnych i nagrań <i>Motion, sound and music publishing activities</i> | Działalność związana z produkcją filmów, nagrań wideo, programów telewizyjnych, nagrań dźwiękowych i muzycznych <i>Motion picture, video and television programme production, sound recording and music publishing activities</i> |
| Działalność związana z oprogramowaniem i doradztwo w zakresie informatyki <i>Computer programming and consultancy activities</i> | Działalność związana z oprogramowaniem i doradztwo w zakresie informatyki oraz działalność powiązana <i>Computer programming, consultancy and related activities</i> |
| Finansowa działalność usługowa <i>Financial service activities</i> | Finansowa działalność usługowa, z wyłączeniem ubezpieczeń i funduszy emerytalnych <i>Financial service activities, except insurance and pension funding</i> |
| Ubezpieczenia, reasekuracja i fundusze emerytalne <i>Insurance, reinsurance and pension funding</i> | Ubezpieczenia, reasekuracja oraz fundusze emerytalne, z wyłączeniem obowiązkowego ubezpieczenia społecznego <i>Insurance, reinsurance and pension funding, except compulsory social security</i> |
| Działalność firm centralnych; doradztwo w zarządzaniu | Działalność firm centralnych (head offices); doradztwo związane z zarządzaniem |

| skrót <i>abbreviation</i> | działy (dok.) <i>divisions (cont.)</i> | pełna nazwa <i>full name</i> |
|---|---|--|
| Działalność związana z turystyką <i>Tourism activities</i> | | Działalność organizatorów turystyki, pośredników i agentów turystycznych oraz pozostała działalność usługowa w zakresie rezerwacji i działalności z nią związane <i>Travel agency, tour operator and other reservation service and related activities</i> |
| Utrzymanie porządku w budynkach i zagospodarowanie zieleni | | Działalność usługowa związana z utrzymaniem porządku w budynkach i zagospodarowaniem terenów zieleni |
| Administracyjna obsługa biura; wspomaganie działalności gospodarczej <i>Office administrative and business support</i> | | Działalność związana z administracyjną obsługą biura i pozostała działalność wspomagająca prowadzenie działalności gospodarczej <i>Office administrative, office support and other business support activities</i> |

8. Dane zawarte w tablicach prezentowane są **według podziału terytorialnego województwa mazowieckiego obowiązującego w dniu 1 stycznia 2014 r.**

9. Dane prezentowane dla podregionów odpowiadają poziomowi 3 Nomenklatury Jednostek Terytorialnych do Celów Statystycznych (NTS), opracowanej na podstawie Nomenclature of Territorial Units for Statistics (NUTS) obowiązującej w krajach Unii Europejskiej. NTS obowiązująca od 1 I 2008 r. wprowadzona została rozporządzeniem Rady Ministrów z dnia 14 XI 2007 r. (Dz. U. Nr 214, poz. 1573) w miejsce obowiązującej do 31 XII 2007 r.

Podregiony (poziom 3) grupują jednostki szczebla powiatowego.

10. Liczba podmiotów według stanu w dniu 31 XII 2013 r. powiększona o liczbę podmiotów nowo powstałych w 2014 r. i pomniejszona o liczbę podmiotów zlikwidowanych w 2014 r. nie pokrywa się z liczbą według stanu w dniu 31 XII 2014 r. Różnice te wynikają z metodologii systemu REGON, która dopuszcza przekształcenie m.in. spółki cywilnej w spółkę handlową bez konieczności likwidacji i nadawania nowego numeru identyfikacyjnego REGON oraz przepływów międzywojewódzkich (tj. zmiany siedziby podmiotu lub miejsca zamieszkania na inne województwo).

11. Wzrost liczby podmiotów w sekcji „Edukacja” spowodowany był wejściem w życie z dniem 1 VIII 2012 r. ustawy z dnia 15 IV 2011 r. o systemie informacji oświatowej, w wyniku której jednostki lokalne podmiotów tej sekcji zostały przekształcone w odrębne podmioty.

8. *Data in tables are presented by territorial division of Mazowieckie Voivodship valid as of 1 of January 2014.*

9. *Data presented for subregions correspond to level 3 of the Nomenclature of Territorial Units for Statistical Purposes (NTS), compiled on the basis of the Nomenclature of Territorial Units for Statistics (NUTS) obligatory in countries of the European Union. NTS in force since 1 I 2008 was introduced by the decree by the Council of Ministers of 14 XI 2007 (Journal of Laws No. 214, item 1573) replacing the NTS in force until 31 XII 2007.*

Subregions (level 3) group powiat-level units.

10. *Due to methodology of REGON system, which permits transformation of (among others) civil law partnership into commercial company without prior liquidation and change of REGON identification number as well as change of seat of an entity or place of residence to a different voivodship, the number of entities as of 31 XII 2013 increased by newly created entities in 2014 and decreased by liquidated entities in 2014 differs from the number of entities as of 31 XII 2014.*

11. *Increase in the number of entities in „Education” section is caused by introduction of the Law on Education Information System as of 15 IV 2011, as a result of which local units of this section were transformed into separate entities.*

SŁOWNIK POJĘĆ

POJĘCIA ZWIĄZANE Z PODMIOTOWOŚCIĄ REJESTRU REGON

- 1) Podmiot gospodarki narodowej**
- osoba prawna, jednostka organizacyjna niemająca osobowości prawnej oraz osoba fizyczna prowadząca działalność gospodarczą. W systemie REGON pojęcie podmiotu gospodarki narodowej jest tożsame z pojęciem **jednostki prawnej**. Posiadanie osobowości prawnej nie jest kryterium określenia podmiotu jako jednostki prawnej.
- 2) Jednostka lokalna**
- zorganizowana całość (zakład, oddział, filia itp.) położona w miejscu zidentyfikowanym odrębnym adresem, pod którym lub z którego prowadzona jest działalność przez co najmniej jedną osobę pracującą, przy czym wyjątkowo:
 - **zakłady samodzielnie bilansujące** zlokalizowane pod jednym adresem są odrębnymi jednostkami lokalnymi,
 - **objęte odrębną rejestracją prawną organizacyjne części podmiotów** (np. szkoły prowadzone przez osoby fizyczne) są jednostkami lokalnymi,
 - **jednostki prowadzące działalność w zakresie transportu** są jednostkami lokalnymi według miejsc, z których wydawane są polecenia lub w których organizowana jest praca,
 - **jednostki prowadzące działalność w zakresie budownictwa** są jednostkami lokalnymi według miejsc, w których przyjmowane są zlecenia na wykonawstwo robót budowlanych i pomocniczych albo wykonywane są prace zarządu albo prowadzona jest organizacja pracy budowlanej i pomocniczej; place budów (miejsca realizacji poszczególnych budów) nie są jednostkami lokalnymi,
 - **sprzedaż obwoźna, obnośna oraz punkt sprzedaży detalicznej bez stałej lokalizacji**, jak również **prowadzenie usług wyłącznie u klienta** jest jedną jednostką lokalną w miejscu zamieszkania osoby fizycznej, miejscu siedziby osoby prawnej lub jednostki organizacyjnej niemającej osobowości prawnej,
 - **przedsiębiorstwa podmiotu leczniczego**, o których mowa w przepisach o działalności leczniczej, są odrębnymi jednostkami lokalnymi.

POJĘCIA ZWIĄZANE Z KLASYFIKACJĄ PODSTAWOWYCH FORM PRAWNYCH

- 1) Osobowość prawna**
- zdolność prawna oraz zdolność do czynności prawnych przyznawana osobom prawnym przez ustawę. Jednostka organizacyjna uzyskuje osobowość prawną z chwilą jej wpisu do właściwego rejestru, chyba że przepisy szczególne stanowią inaczej.
- 2) Podstawowa forma prawna**
- kategoria określająca status jednostki prowadzącej działalność; jest on oznaczany poprzez przymiot posiadania lub nieposiadania osobowości prawnej (w przypadku jednostek organizacyjnych) lub poprzez przymiot posiadania zdolności do czynności prawnych (w przypadku osoby fizycznej).
- 3) Osoba prawna (kod OP=1)**
- jednostka organizacyjna, której przepisy szczególne przyznają osobowość prawną. Typowymi osobami prawnymi są:
 - spółki kapitałowe (akcyjne, z o.o.),
 - spółdzielnie,
 - przedsiębiorstwa państwowe,
 - agencje rządowe (państwowe osoby prawne),
 - partie polityczne,
 - związki zawodowe,
 - związki pracodawców,
 - stowarzyszenia rejestrowe,
 - i inne (patrz schemat ilustrujący podział podmiotów gospodarki narodowej wg kryterium podstawowych i szczególnych form prawnych).Szczególnymi osobami prawnymi są: Skarb Państwa, gminy, powiaty, województwa samorządowe, kościoły i związki wyznaniowe. Osoba prawna jest **jednym z trzech typów jednostek prawnych**.

POJĘCIA ZWIĄZANE Z KLASYFIKACJĄ PODSTAWOWYCH FORM PRAWNYCH (dok.)

- 4) Jednostka organizacyjna niemająca osobowości prawnej (kod OP=2)**
- do tej grupy zaliczane są zarówno jednostki organizacyjne niebędące osobami prawnymi, którym ustawa nie przyznaje zdolności prawnej (np. spółki cywilne, stowarzyszenia zwykłe), jak i jednostki organizacyjne niewyposażone przez prawo w osobowość prawną, którym przysługuje zdolność prawna (np. spółka jawna, partnerska, komandytowa, komandytowo-akcyjna). Jednostki organizacyjne niemające osobowości prawnej, którym ustawa przyznała zdolność prawną są podmiotami prawa. Oznacza to, że mogą w pełnym zakresie uczestniczyć w obrocie gospodarczym, być podmiotami stosunków prawnych. Na podstawowe atrybuty podmiotowości prawnej składają się: nabywanie praw, zaciąganie zobowiązań (we własnym imieniu). Szczególnymi jednostkami niemającymi osobowości prawnej są jednostki budżetowe (urzędy władzy rządowej i samorządowej, kontroli, wymiaru sprawiedliwości) oraz powoływane dla wykonywania zadań Państwa lub samorządu terytorialnego inne jednostki organizacyjne takie jak: szkoły, inspekcje, sądy, itd. Jednostka organizacyjna niemająca osobowości prawnej jest **jednym z trzech typów jednostek prawnych**.
- 5) Osoba fizyczna prowadząca działalność gospodarczą (kod OP=9)**
- w rejestrze REGON jest to osoba fizyczna będąca przedsiębiorcą w rozumieniu ustawy z dnia 2 VII 2004 r. o swobodzie działalności gospodarczej (Dz. U. z 2010 r. Nr 220, poz. 1447, z późniejszymi zmianami) i inna osoba fizyczna prowadząca działalność na własny rachunek w celu osiągnięcia zysku oraz osoba fizyczna prowadząca indywidualne gospodarstwo rolne.
Wpisowi do rejestru REGON nie podlega osoba fizyczna w zakresie prowadzonej działalności oświatowej obejmującej prowadzenie przedszkola, szkoły, placówki lub innej jednostki organizacyjnej, o której mowa w art. 2 ustawy z dnia 7 września 1991 r. o systemie oświaty (Dz. U. z 2004 r. Nr 256, poz. 2572, z późniejszymi zmianami).
Osoba fizyczna prowadząca działalność gospodarczą jest **jednym z trzech typów jednostek prawnych** wpisywanych do rejestru REGON.

WYBRANE POJĘCIA ZWIĄZANE Z KLASYFIKACJĄ SZCZEGÓLNYCH FORM PRAWNYCH

- 1) Wspólnota samorządowa (kod FP=03)**
- w systemie REGON pod tym pojęciem klasyfikowane są następujące osoby prawne: województwo, powiat, gmina, stowarzyszenie gmin, związek gmin, związki powiatów, stowarzyszenia powiatów.
- 2) Skarb Państwa (FP=09)**
- osoba prawna szczególnego rodzaju, która w stosunkach cywilnoprawnych jest podmiotem praw i obowiązków dotyczących mienia państwowego nienależącego do innych państwowych osób prawnych. Bierze udział w obrocie cywilnoprawnym nie jako całość, ale przez swoje tzw. stowarzyszenia fiskalne będące określonymi jednostkami organizacyjnymi.
- 3) Spółka handlowa**
- spółka, której utworzenie, organizację, funkcjonowanie, rozwiązywanie, łączenie, podział, przekształcenie reguluje Kodeks spółek handlowych. Spółki handlowe dzielą się na osobowe (jawne, partnerskie, komandytowe, komandytowo-akcyjne) i kapitałowe (akcyjne, z ograniczoną odpowiedzialnością). Mają one obowiązek uzyskania wpisu do Krajowego Rejestru Sądowego.
- spółka akcyjna (kod FP=16)
 - spółka kapitałowa, będąca osobą prawną, która działa opierając się na kapitale zakładowym podzielonym na akcje. Akcja poza tym, że jest udziałem (ułankiem) w kapitale zakładowym, ogółem praw i obowiązków akcjonariusza, wynikającym z jego uczestnictwa w spółce, jest papierem wartościowym. Spółka akcyjna może powstać w każdym celu dozwolonym przez prawo.

WYBRANE POJĘCIA ZWIĄZANE Z KLASYFIKACJĄ SZCZEGÓLNYCH FORM PRAWNYCH (cd.)

- spółka z ograniczoną odpowiedzialnością (kod FP=17)
- spółka partnerska (kod FP=15)
- spółka jawna (kod FP=18)
- spółka komandytowa (kod FP=20)
- spółka komandytowo-akcyjna (kod FP=21)
- spółka handlowa o kapitałowym charakterze, mająca osobowość prawną, działająca w oparciu o kapitał zakładowy podzielony na udziały, ponosząca odpowiedzialność całym swoim majątkiem za zobowiązania spółki. Spółka z o.o. może być utworzona w każdym celu dozwolonym przez prawo. Wspólnicy nie odpowiadają za zobowiązania spółki, ale ponoszą ryzyko wniesionymi do spółki wkładami.
- spółka osobowa tworzona przez wspólników tylko w celu wykonywania wolnego zawodu w spółce prowadzącej przedsiębiorstwo pod własną firmą. Wspólnikami, zwanymi w spółce partnerskiej partnerami, mogą być tylko osoby fizyczne uprawnione do wykonywania wolnych zawodów takich jak np. adwokat, aptekarz, architekt, lekarz. Partnerzy ponoszą odpowiedzialność za ogólne - niezwiązane z wykonywaniem wolnych zawodów - zobowiązania spółki (np. remont lokalu). Odpowiedzialność partnerów jest w tych ostatnich przypadkach odpowiedzialnością nieograniczoną, osobistą, solidarną i subsydiarną. Partner nie ponosi odpowiedzialności za zobowiązania spółki w związku z wykonywaniem przez pozostałych partnerów wolnego zawodu w spółce, jak również za zobowiązania spółki będące następstwem działań lub zaniechań osób zatrudnionych przez spółkę na podstawie umowy o pracę lub innego stosunku prawnego, które podlegały kierownictwu innego partnera przy świadczeniu usług związanych z przedmiotem działalności spółki.
- spółka osobowa prowadząca pod własną firmą przedsiębiorstwo zarobkowe, niebędąca inną spółką handlową. Wspólnikiem w spółce mogą być osoby fizyczne, osoby prawne, a także inne handlowe spółki osobowe. Spółka jawna ponosi odpowiedzialność za własne zobowiązania i nie ponosi odpowiedzialności za zobowiązania wspólników. Z kolei wspólnicy ponoszą solidarną i subsydiarną odpowiedzialność za zobowiązania spółki bez ograniczenia, całym swoim majątkiem. Solidarność zobowiązania oznacza, że każdy ze wspólników z innymi wspólnikami wespół ze spółką odpowiada za całość długu. W przypadku spełnienia świadczenia przez któregoś ze wspólników lub niektórych z nich, albo wszystkich, ale nie w częściach równych, przysługuje im wzajemne prawo do rozliczeń regresowych. Subsydiarność oznacza, że wierzyciel spółki może prowadzić egzekucję z majątku wspólnika, w przypadku gdy egzekucja z majątku spółki okaże się bezskuteczna.
- spółka osobowa mająca na celu prowadzenie przedsiębiorstwa pod własną firmą, w której wobec wierzycieli za zobowiązania spółki co najmniej jeden wspólnik odpowiada bez ograniczenia (komplementariusz), a odpowiedzialność co najmniej jednego wspólnika (komandytariusza) jest ograniczona. Wspólnikami mogą być osoby fizyczne, osoby prawne i inne podmioty mające zdolność prawną. Odpowiedzialność komplementariusza jest odpowiedzialnością osobistą, nieograniczoną, solidarną i subsydiarną. Odpowiedzialność komandytariusza jest ograniczona do wysokości sumy komandytowej.
- spółka osobowa mająca na celu prowadzenie przedsiębiorstwa pod własną firmą, w której wobec wierzycieli za zobowiązania spółki co najmniej jeden wspólnik odpowiada bez ograniczenia (komplementariusz), a co najmniej jeden wspólnik jest akcjonariuszem. Spółka komandytowo-akcyjna jest konstrukcją zawierającą w istocie elementy spółki jawnej i akcyjnej. Odpowiedzialność komplementariusza jest odpowiedzialnością nieograniczoną, osobistą, solidarną i subsydiarną. Komplementariuszem mogą być osoby prawne, spółki osobowe oraz osoby fizyczne. Akcjonariuszem może być osoba prawna, handlowa spółka osobowa, osoba fizyczna. Nie może nim być spółka cywilna. Akcjonariusz nie ponosi odpowiedzialności za zobowiązania spółki, ale ponosi ryzyko majątkowe związane z wnoszonymi do spółki wkładami.

WYBRANE POJĘCIA ZWIĄZANE Z KLASYFIKACJĄ SZCZEGÓLNYCH FORM PRAWNYCH (cd.)

- 4) **Spółka (akcyjna, z o.o.) z udziałem kapitału: Skarbu Państwa, państwowych osób prawnych, samorządu terytorialnego, krajowych osób fizycznych lub prywatnych osób prawnych, zagranicznych osób prawnych lub fizycznych**
- spółka prawa handlowego, w której przynajmniej jedna akcja (udział) należy odpowiednio: do Skarbu Państwa, państwowej osoby prawnej, samorządu terytorialnego, krajowej osoby fizycznej lub prywatnej osoby prawnej, osoby fizycznej zagranicznej lub zagranicznej osoby prawnej.
- 5) **Spółka (akcyjna, z o.o.) z udziałem jednorodnego kapitału: Skarbu Państwa, państwowych osób prawnych, samorządu terytorialnego, krajowych osób fizycznych lub prywatnych osób prawnych, zagranicznych osób prawnych lub fizycznych**
- spółka odpowiednio: Skarbu Państwa, samorządu terytorialnego, osób fizycznych lub prywatnych osób prawnych, fizycznych osób zagranicznych lub prawnych. Przyjęcie kryterium „jednorodności” wnoszonego do spółki kapitału umożliwia stosowanie takich pojęć jak „jednoosobowa spółka Skarbu Państwa” lub „jednoosobowa spółka gminy”.
- 6) **Spółka cywilna (kod FP=19)**
- stosunek zobowiązaniowy łączący strony (wspólników), przez który wspólnicy zobowiązują się dążyć do osiągnięcia wspólnego celu gospodarczego przez działanie w sposób oznaczony, w szczególności przez wniesienie wkładów. Wkłady wspólników mogą przybrać różne formy, ale muszą mieć wartość majątkową. Spółka ta jest jednostką organizacyjną niebędącą osobą prawną, której ustawa nie przyznała zdolności prawnej, a zatem nie jest podmiotem prawa. Przedsiębiorcami w rozumieniu przepisów o działalności gospodarczej są wspólnicy spółki cywilnej. Spółka cywilna podlega wpisowi do rejestru REGON.
- 7) **Spółka inna (kod FP=23)**
- formy organizacyjne zrzeszające osoby fizyczne lub prawne, utworzone dla wykonywania określonej działalności. Spółki te działają w oparciu o przepisy odrębnych ustaw, które nadają im osobowość prawną. Zalicza się tu m.in. spółki wodne, spółki gruntowe, towarzystwa ubezpieczeń wzajemnych.
- 8) **Przedsiębiorstwo państwowe (kod FP=24)**
- samodzielny, samorządny i samofinansujący się przedsiębiorca posiadający osobowość prawną, tworzony przez organ założycielski (naczelnie oraz centralne organy administracji państwowej, Narodowy Bank Polski lub banki państwowe). Podstawą prawną działania jest ustawa z dnia 25 IX 1981 r. o przedsiębiorstwach państwowych lub odrębna ustawa nadająca konkretnemu przedsiębiorstwu państwowemu osobowość prawną. Podlega obowiązkowi wpisu do Krajowego Rejestru Sądowego.
- 9) **Państwowa jednostka organizacyjna (kod FP=28)**
- jednostka utworzona przez organ państwa do wykonywania zadań i celów państwa, której status, zasięg działania i kompetencje określone zostały w ustawie, a jej działalność jest finansowana z budżetu państwa. Są to np. jednostki badawczo-rozwojowe, Polska Akademia Nauk.
- 10) **Gminna, powiatowa, wojewódzka samorządowa jednostka organizacyjna (kod FP=29,30,31)**
- jednostka tworzona przez gminny, powiatowy, wojewódzki organ samorządowy dla realizacji własnych, zleconych lub powierzonych zadań publicznych. Są to jednostki organizacyjne nieposiadające osobowości prawnej, tj.: jednostki budżetowe (w tym np. urzędy gminy), zakłady budżetowe, gospodarstwa pomocnicze jednostek budżetowych.
- 11) **Spółdzielnia (kod FP=40)**
- dobrowolne zrzeszenie nieograniczonej liczby osób, o zmiennym składzie osobowym i zmiennym funduszu udziałowym, które w interesie swoich członków prowadzi wspólną działalność gospodarczą i może również prowadzić działalność społeczną i oświatowo-kulturalną. Podstawą prawną działania jest ustawa z dnia 16 IX 1982 r. Prawo spółdzielcze, inne ustawy oraz zarejestrowany statut. Spółdzielnia nabywa osobowość prawną z chwilą wpisanie jej do Krajowego Rejestru Sądowego.

WYBRANE POJĘCIA ZWIĄZANE Z KLASYFIKACJĄ SZCZEGÓLNYCH FORM PRAWNYCH (cd.)

- 12) Fundacja**
(kod FP=48)
- osoba prawna, której działalność oparta jest na majątku przekazanym przez założyciela-fundatora (osoby fizyczne niezależnie od ich obywatelstwa i miejsca zamieszkania bądź osoby prawne mające siedzibę w Polsce lub za granicą) i bieżących wpłatach (dotacjach), ustanowiona dla realizacji zgodnych z podstawowymi interesami Rzeczypospolitej Polskiej celów społecznie lub gospodarczo użytecznych, w szczególności takich, jak: ochrona zdrowia, rozwój gospodarki i nauki, oświata i wychowanie, kultura i sztuka, opieka i pomoc społeczna, ochrona środowiska oraz opieka nad zabytkami. Fundacja działa na podstawie ustawy z 6 IV 1984 r. o fundacjach i statutu. Uzyskuje osobowość prawną z chwilą wpisania do Krajowego Rejestru Sądowego.
- 13) Fundusz**
(kod FP=49)
- instytucja rozporządzająca wyodrębnionym zasobem środków finansowych bądź majątkowych przeznaczonych na z góry oznaczony cel, tworzona w drodze ustawy i działająca w zorganizowanej formie funduszu. Fundusz może działać jako osoba prawna lub stanowić wyodrębniony rachunek bankowy, którym dysponuje organ wskazany w ustawie tworzącej fundusz. Przepisy prawa przewidują kilka rodzajów funduszy: fundusze celowe, fundusze emerytalne, fundusze inwestycyjne.
UWAGA: Nazwa „fundusz” występuje także w oznaczeniu jednostek organizacyjnych niemających formy prawnej „fundusz”, lecz działających w innych formach prawnych np. spółki akcyjnej, stowarzyszenia itp.
- 14) Stowarzyszenie**
(kod FP=55)
- dobrowolne, samorządne, trwałe zrzeszenie o celach niezarobkowych, które samodzielnie określa swoje cele, programy działania i struktury organizacyjne oraz uchwała akty wewnętrzne dotyczące jego działalności. Prawo tworzenia stowarzyszeń przysługuje obywatelom polskim mającym pełną zdolność do czynności prawnych i niepozbawionym praw publicznych. Podstawą prawną działania jest ustawa z dnia 7 IV 1989 r. Prawo o stowarzyszeniach oraz statut. Stowarzyszenie uzyskuje osobowość prawną i może rozpocząć działalność z chwilą wpisania do Krajowego Rejestru Sądowego. Uproszczoną formą stowarzyszenia jest stowarzyszenie zwykłe, nie posiadające osobowości prawnej.
- 15) Partia polityczna**
(kod FP=70)
- dobrowolna organizacja, występująca pod określoną nazwą, stawiająca sobie za cel udział w życiu publicznym poprzez wywieranie metodami demokratycznymi wpływu na kształtowanie polityki państwa lub sprawowanie władzy publicznej. Partia polityczna nabywa osobowość prawną z chwilą wpisania do ewidencji partii politycznych. Podstawą działania jest ustawa z dnia 27 VI 1997 r. o partiach politycznych oraz statut.
- 16) Związek zawodowy**
(kod FP=72)
- dobrowolna i samorządna organizacja ludzi pracy, powołana do reprezentowania i obrony ich praw, interesów zawodowych i społecznych, która jest niezależna w swojej działalności statutowej od pracodawców, administracji państwowej i samorządu terytorialnego oraz od innych organizacji. Związek zawodowy oraz jego jednostki organizacyjne wskazane w statucie nabywają osobowość prawną z dniem zarejestrowania w Krajowym Rejestrze Sądowym. Podstawą prawną działania związków zawodowych jest ustawa z dnia 23 V 1991 r. o związkach zawodowych.
- 17) Organizacja pracodawców**
(kod FP=73)
- samorządne i niezależne w swej działalności statutowej od organów administracji rządowej, samorządu terytorialnego oraz innych organizacji, związki pracodawców, ich federacje i konfederacje tworzone przez pracodawców, w celu ochrony praw i reprezentowania interesów zrzeszonych członków wobec związków zawodowych pracowników, organów władzy i administracji państwowej oraz organów samorządu terytorialnego. Związek pracodawców nabywa osobowość prawną z dniem zarejestrowania w Krajowym Rejestrze Sądowym. Podstawą prawną działania jest ustawa z dnia 23 V 1991 r. o organizacjach pracodawców.

WYBRANE POJĘCIA ZWIĄZANE Z KLASYFIKACJĄ SZCZEGÓLNYCH FORM PRAWNYCH (dok.)

- 18) Samorząd gospodarczy i zawodowy (kod FP=76)**
- **Samorząd gospodarczy** jest jednym z rodzajów tzw. samorządu specjalnego. Jest organizacyjną formą dobrowolnego zrzeszania się przedsiębiorców w celu reprezentowania ich interesów wobec władz państwowych i samorządu terytorialnego oraz organizowania rozmaitych działań sprzyjających rozwojowi przedsiębiorczości i rzemiosła. W Polsce działa on poprzez organizacje przedsiębiorców - izby gospodarcze oraz organizacje samorządu gospodarczego rzemiosła, które uzyskują osobowość prawną z chwilą wpisania do Krajowego Rejestru Sądowego. Podstawą prawną działania jest ustawa z dnia 30 V 1989 r. o izbach gospodarczych oraz ustawa z dnia 22 III 1989 r. o rzemiośle.
Samorząd zawodowy jest organizacyjną formą zrzeszania się obywateli opartą na wspólnocie zawodowej, powstałą w celu reprezentowania interesów osób wykonujących zawody wymagające szczególnego zaufania społecznego wobec instytucji państwa, prowadzenia doskonalenia zawodowego oraz ochrony socjalnej swoich członków.
- 19) Wspólnota mieszkaniowa (kod FP=85)**
- tworzy ją ogół właścicieli, których lokale wchodzi w skład określonej nieruchomości. Wspólnota mieszkaniowa może nabywać prawa i zaciągać zobowiązania, pozywać i być pozwana, a zatem jako jednostka organizacyjna niebędąca osobą prawną, której ustawa przyznała zdolność prawną, jest podmiotem stosunków cywilnoprawnych. Jest to jednostka organizacyjna, której powstanie nie zostało uzależnione od dokonania czynności prawnej; powstaje ex lege z chwilą wyodrębnienia w danej nieruchomości lokalu, którego właścicielem jest inna osoba niż właściciel nieruchomości.

POJĘCIA ZWIĄZANE Z KLASYFIKACJĄ FORM WŁASNOŚCI

- 1) Rodzaj własności**
- pojęcie stosowane w metodologii rejestru REGON pozwalające wyróżnić typy grup właścicieli. W prawie polskim wyróżnia się następujące rodzaje własności:
 - własność Skarbu Państwa,
 - własność państwowych osób prawnych,
 - własność jednostek samorządu terytorialnego,
 - własność krajowych osób fizycznych,
 - własność pozostałych krajowych jednostek prywatnych,
 - własność osób zagranicznych.
- 2) Forma własności**
- pojęcie stosowane w metodologii rejestru REGON pozwalające określić stopień „posiadania” przez podmiot kapitału. Wyróżnia się formy własności:
 - czystą, co oznacza posiadanie kapitału w 100% przez jeden podmiot lub więcej podmiotów pod warunkiem, iż wszystkie reprezentują ten sam rodzaj własności,
 - mieszaną, co oznacza posiadanie kapitału przez dwa lub więcej podmiotów pod warunkiem, że reprezentują one co najmniej dwa różne rodzaje własności.
- 3) Sektor własnościowy**
- pojęcie stosowane w metodologii rejestru REGON pozwalające grupować podmioty gospodarki narodowej z punktu widzenia prawa własności. Wyróżnia się sektor publiczny (mienie zaliczanych do niego podmiotów w całości lub w przeważającej części należy do Skarbu Państwa, państwowych osób prawnych lub jednostek samorządu terytorialnego) oraz sektor prywatny (mienie zaliczanych do niego podmiotów w całości lub w przeważającej części należy do prywatnych właścicieli – osób fizycznych lub prawnych, krajowych lub zagranicznych).

POJĘCIA ZWIĄZANE Z KLASYFIKACJĄ RODZAJÓW DZIAŁALNOŚCI (PKD)

Polska Klasyfikacja Działalności (PKD 2007) została wprowadzona Rozporządzeniem Rady Ministrów z dnia 24 grudnia 2007 r. w sprawie Polskiej Klasyfikacji Działalności (PKD) (Dz. U. Nr 251, poz.1885 z późn.zm.). PKD 2007 została opracowana na podstawie statystycznej klasyfikacji działalności gospodarczej NACE Rev. 2, wprowadzonej rozporządzeniem (WE) Nr 1893/2006 Parlamentu Europejskiego i Rady z dnia 20 grudnia 2006 r. w sprawie statystycznej klasyfikacji działalności gospodarczej NACE Rev. 2 i zmieniającym rozporządzenie Rady (EWG) Nr 3037/90 oraz niektóre rozporządzenia WE w sprawie określonych dziedzin statystycznych (dziennik Urzędowy UE L 393/1 z dnia 30.12.2006).

W związku z powyższym zachowuje pełną spójność i porównywalność metodologiczną, pojęciową, zakresową i kodową z klasyfikacją NACE Rev.2. Klasyfikacja ta jest umownie przyjętym, hierarchicznie usystematyzowanym podziałem zbioru rodzajów działalności społeczno-gospodarczej, jakie realizują jednostki (podmioty gospodarcze).

1) Polska Klasyfikacja Działalności (PKD)

- Klasyfikacja PKD 2007 podobnie jak PKD 2004 jest klasyfikacją pięciopoziomową, ale w przeciwieństwie do tej ostatniej, nie zawiera poziomu pośredniego, tj. podsekcji:

Poziom pierwszy (sekcja) – oznaczony jest symbolem jednoliterowym, dzieli ogólną zbiorowość na 21 grupowań rodzajów działalności, na które składają się czynności związane ze sobą z punktu widzenia tradycyjnie ukształtowanego, ogólnego podziału pracy;

Poziom drugi (dział) – oznaczony jest dwucyfrowym kodem numerycznym, dzieli ogólną zbiorowość na 88 grupowań rodzajów działalności, na które składają się czynności według cech mających zasadnicze znaczenie zarówno przy określaniu stopnia podobieństwa, jak i przy rozpatrywaniu powiązań występujących w gospodarce narodowej (np. w tablicach przepływów międzygałęziowych);

Poziom trzeci (grupa) – oznaczony jest trzycyfrowym kodem numerycznym, obejmuje 272 grupowania rodzajów działalności dające się wyodrębnić z punktu widzenia procesu produkcyjnego, przeznaczenia produkcji bądź też charakteru usługi lub charakteru odbiorcy tych usług;

Poziom czwarty (klasa) – oznaczony jest czterocyfrowym kodem numerycznym, obejmuje 615 grupowań rodzajów działalności dających się wyodrębnić przede wszystkim z punktu widzenia specjalizacji procesu produkcyjnego, czy też działalności usługowej;

Poziom piąty (podklasa) – oznaczony jest pięciodzianowym kodem alfanumerycznym i obejmuje 654 grupowania. Został on wprowadzony w celu wyodrębnienia rodzajów działalności charakterystycznych dla polskiej gospodarki i będących przedmiotem obserwacji statystycznej. Jeśli na poziomie krajowym nie wprowadzono dodatkowego podziału na poziomie podklasy w stosunku do poziomu międzynarodowego (klasa=podklasie), podklasę taką oznaczono literą Z.

POJĘCIA ZWIĄZANE Z PODZIAŁEM NTS

1) Nomenklatura Jednostek Terytorialnych do Celów Statystycznych (NTS)

- utworzona Rozporządzeniem Rady Ministrów z dnia 14 XI 2007 r. (Dz. U. Nr 214, poz. 1573, z późn. zm.) – została opracowana na podstawie rozporządzenia (WE) nr 1059/2003 Parlamentu Europejskiego i Rady z dnia 26 V 2003 r. w sprawie ustalenia wspólnej klasyfikacji Jednostek Terytorialnych do Celów Statystycznych (NUTS) (Dz. Urz. UE L 154 z 21 VI 2003, str. 1; Dz. Urz. UE Polskie wydanie specjalne, rozdz. 14, t. 1, str. 196, z późn. zm.).

Klasyfikacja NUTS ma zastosowanie w procesie zbierania, harmonizacji i udostępniania danych statystyk regionalnych krajów Unii Europejskiej. Stanowi podstawę rozwoju regionalnych rachunków ekonomicznych, regionalnej statystyki rolnictwa oraz innych dziedzin statystyki regionalnej.

Klasyfikacja NUTS służy również kształtowaniu regionalnych polityk krajów Unii i jest niezbędna do przeprowadzania analiz stopnia rozwoju społeczno-gospodarczego regionów pod kątem oceny zróżnicowań regionalnych i opracowywania programów rozwoju regionalnego.

Nomenklatura Jednostek Terytorialnych do Celów Statystycznych (NTS) dzieli Polskę na terytorialne, hierarchicznie powiązane jednostki na 5 poziomach, z czego:

- 3 określono jako poziomy regionalne,
- 2 określono jako poziomy lokalne.

Poziomy regionalne obejmują swym zasięgiem:

Poziom 1 - regiony, grupują jednostki szczebla wojewódzkiego (Polska - 6 jednostek),

Poziom 2 - województwa (Polska – 16 jednostek, województwo mazowieckie – 1 jednostka),

Poziom 3 – podregiony (Polska – 66 jednostek, województwo mazowieckie – 6 jednostek).

Poziomy lokalne obejmują swym zasięgiem:

Poziom 4 - powiaty i miasta na prawach powiatu (Polska – 314 + 66 jednostek, województwo mazowieckie – 37 + 5 jednostek)

Poziom 5 – gminy (Polska – 2479 jednostek, województwo mazowieckie – 314 jednostek).

Struktura grupowań NTS, ich symbole i sposób zapisu, oparta jest na systemie identyfikatorów i nazw jednostek podziału administracyjnego kraju, który jest częścią Krajowego Rejestru Urzędowego Podziału Terytorialnego Kraju - TERYT.

DICTIONARY

TERMS CONNECTED WITH THE SUBJECT OF REGON REGISTER

1. **Entity of the national economy** – legal person, organizational unit without legal personality and natural person conducting economic activity. In REGON register a term entity of the national economy is understood as a **legal unit**. Legal personality is not a criterion, which determines whether the entity is a legal unit.
2. **Local unit**
 - organized integrity (establishment, branch and the like) located at separate address where the activity is conducted by at least one employed person, additionally:
 - **self-balancing enterprises** located at the same address are separate local units,
 - **organizational parts of entities falling under separate legal registration** (for example schools managed by natural persons) are local units,
 - **units conducting activity in the scope of transport** are local units by places where orders are given from or work is being from organized,
 - **units conducting activity in the scope of construction** are local units according to place where construction and auxiliary work orders are placed or management board performs work or construction and auxiliary work is being organized; buildings sites (place of single building construction) are not local units,
 - **portable retail sales points, retail sale outlets without permanent localization** as well as **services at the customer place only**, are local units at the place of residence of natural person, the seat of legal person or the seat of organizational unit without legal personality,
 - **enterprises run by a health care establishment**, which are defined in regulations on medical activity, are separate local units.

TERMS CONNECTED WITH CLASSIFICATION OF BASIC LEGAL FORMS

1. **Legal personality**
 - granted by law to legal persons, legal capacity and capacity to enter into legal transactions (in other words ability to participate in civil law relations with other entities). Organizational unit gets legal personality at the moment of being entered into proper register, unless the specific regulations provide otherwise.
2. **Basic legal form**
 - category defining a status of a unit which conducts an activity; units with or without status of a legal person — in case of organizational units — or capacity to enter into legal transactions — in case of natural persons.
3. **Legal person (code OP=1)**
 - organizational unit which obtains a legal personality on the basis of specific regulations.
Typical legal persons are the following:
 - companies (joint stock, limited liability),
 - co-operatives,
 - state owned enterprises,
 - government agencies (state-owned legal persons),
 - political parties,
 - trade unions,
 - unions of employers,
 - associations,
 - and others (see the chart “Entities of the national economy by basic and specific legal status”).Specific legal persons are the following: the State Treasury, gminas, powiats, self-government voivodships, churches and religious unions. Legal person is **one of three types of legal units**.

TERMS CONNECTED WITH CLASSIFICATION OF BASIC LEGAL FORMS (cont.)

- 4. Organizational unit without legal personality (code OP=2)** – *this group includes both organizational units not being legal persons, for whom the law doesn't admit the legal capacity (eg. civil partnership, ordinary associations), and organizational units not equipped by law in legal personality (eg. registered partnership, professional partnership, limited partnership, limited joint-stock partnership). Organizational unit without legal personality, with given by law legal capacity are the subject of rights. It means that they can participate in full range of economic relations and can be the subject of legal relationships. Acquisition of the rights, undertaking obligations (in own name) are the main attributes of legal capacity. The special organizational unit without legal personality are budgetary units, (government and self-government authorities, audit, jurisdiction offices) as well as units established to implement the state and self-government tasks such as: schools, inspections, courts etc. Organizational unit without legal personality is one of three types of legal units.*
- 5. Natural person conducting economic activity (code OP=9)** – *in REGON register it is a natural person being businessman as it is defined by the Law of 2.7.2004 on Freedom of Economic Activity (Journal of Laws from 2010, No 220, position 1447, with amendments) and other natural person conducting economic activity on his own account to achieve profit as well as natural person tending private farm in agriculture.
Natural person running educational activity, including running a nursery school, school, educational establishment or other organizational unit as defined in article 2 of the Education System Act of 7.9.1991 (Journal of Laws from 2004, No 256, position 2572, with amendments) is not subject to entry in the register.
Natural person conducting economic activity is one of three types of legal units registered in REGON register.*

SELECTED TERMS CONNECTED WITH CLASSIFICATION OF SPECIFIC LEGAL FORMS

- 1. Self-government community (code FP=03)** – *in REGON system, by this notion the following legal persons are classified: voivodship, powiat, gmina. gminas association, gminas union, powiats unions, powiats associations.*
- 2. The State Treasury (code FP=09)** – *a special kind of legal person, which, in civil – law relations is a subject of the rights and duties with regards to state property not belonging to the other legal persons. The State Treasury participates in civil – law business relations not as a whole, but by so called stationes fisci, being the specified unit.*
- 3. Commercial company**
- *joint stock company (code FP=16)* – *being legal person company, operates using the share capital, divided into shares. The share, besides it is a fraction of the share capital, is total rights and duties of shareholder deriving from his participation in company, as well as securities. The Joint – Stock Company may be established for any permitted by law purpose,*
 - *limited liability company (code FP=17)* – *a commercial company with legal personality which operates using the share capital divided into shares and bears financial liability with all its assets for company obligations The company may be created for any permitted by law purpose. Shareholders are not responsible for company obligations, but they bear a risk up to value of in – kind contributions,*

SELECTED TERMS CONNECTED WITH CLASSIFICATION OF SPECIFIC LEGAL FORMS (cont.)

- professional partnership (code FP=15) – a partnership formed by partners for the purpose of practicing a freelance profession in the form of partnership conducting a business enterprise under its own business name. The partners may only be natural persons who have the rights to practice freelance professions such as advocate, pharmacist, architect, physician. Partners bear liability for the general – not connected with performing freelance professions – partnership's obligations (eg. business establishment renovation). In this case, each partner is personally, jointly and severally and subrogatively liable without limitation for the partnership's obligations. A partner is not liable for the partnership's obligations arising in connection with the practicing of a freelance profession within the partnership by the remaining partners or for obligations of the partnership resulting from actions or omissions of persons employed by the partnership under an employment contract or on the basis of a different legal relationship, if that partner reported to another partner when performing services related to the objects of the partnership.
- registered partnership (code FP=18) – a partnership which conducts a business enterprise under its own name which does not constitute another commercial company. The partner in partnership may be a natural person, legal person, as well as other commercial company. Registered partnership is liable for its own obligations but is not liable for the partner's obligations. In turn, partners are liable for the obligations of the partnership without limitation with all their assets jointly and severally and subrogatively. Joint and several liability means that the each partner together with other partners and partnership they are liable for entire debt. In case of fulfilling an obligation by one of the partners or some of the partners, or by all of them, but not in equal parts they are vested in the mutual right to settle accounts. Subrogative liability of a partner means that the partnership's creditor may execute upon the assets of a partner if execution upon the assets of the partnership has proved ineffective.
- limited partnership (code FP=20) – a partnership whose purpose is to conduct a business enterprise under its own business name. In a limited partnership, at least one partner (general partner) bears unlimited liability towards the creditors for obligations of the partnership, and at least one partner (limited partner) bears limited liability. Natural persons, legal persons and other units with legal capacity can be partners in a limited partnership. The general partner is that who bears unlimited, personal joint and several and subrogative liability for obligations of the partnership. Limited partner bears liability only up to limited liability amount.
- limited joint-stock partnership (code FP=21) – a partnership whose purpose is to conduct a business enterprise under its own business name, in which at least one partner (general partner) bears unlimited liability towards the creditors for obligations of the partnership and at least one partner is a shareholder. As a matter of fact, construction of limited joint-stock partnership comprises the elements of registered and limited partnerships. Liability of general partner is unlimited, personal, joint and several, and subrogative. Legal persons, partnerships and natural persons may be a general partner. Legal persons, commercial partnerships, natural persons may be a shareholder. Shareholder can not be a civil partnership. He does not bear liability for the obligations of the partnership but he bears a risk because of his contribution.
- 4. **Company (joint – stock, limited liability) with participation of capital of: the State Treasury, state legal persons, local self-government, domestic natural persons, or private legal persons, foreign legal or natural persons** – a commercial company at least one share of which is owned accordingly by: the State Treasury, state legal persons, local self-government, domestic natural persons or private legal persons, foreign legal or natural persons.
- 5. **Company (joint-stock, limited liability) with participation of homogenous capital of: the State Treasury, state legal persons, local self-government, domestic natural persons or private legal persons, foreign legal or natural persons** – a company owned accordingly by: the State Treasury, state legal persons, local self-government, domestic natural persons or private legal persons, foreign legal or natural persons. Accepting criteria of homogenous capital contributed to the company enables to use terms such as "sole shareholder company of the State Treasury" or "sole shareholder company of gmina".

SELECTED TERMS CONNECTED WITH CLASSIFICATION OF SPECIFIC LEGAL FORMS (CONT.)

- 6. Civil partnership**
(code FP=19)

 - relation joining parts (shareholders) in which shareholders commit to attain a common economic objective by identified action, in particular, by contribution. The shares may take a different forms, but they must have the proprietary value. As organizational unit not being legal person, not equipped by law in legal capacity, the partnership is not a subject of rights. The shareholders of partnership are the businessmen as it is defined by regulations on economic activity. Civil partnership is the subject to being entered into the REGON register.
- 7. Other partnership**
(code FP=23)

 - organization consisting of natural or legal persons, jointed for conducting the specific activity. Other partnerships act on the basis of the separate regulations of law which give them legal personality. Other partnerships are among others: water partnerships, land partnerships, mutual insurance societies.
- 8. State owned enterprise**
(code FP=24)

 - independent, self-governing, self-financing, with legal personality entrepreneur created by founding body (supreme and central State administrative agency, National Polish Bank or state banks). The legal basis of the activity is the Law of 25 IX 1981 on State Owned Enterprises or the special regulation which gives the particular state owned enterprise a legal personality. The state owned enterprise is the subject to being entered into the National Court Register.
- 9. State organizational unit**
(code FP=28)

 - unit established by state agency to perform state tasks and goals whose status, seek activity and competences are defined by Law, while activity is financed by state budget. There are research – development units, Polish Science Academy.
- 10. Gmina, powiat, voivodship-level organizational unit**
(code FP=29, 30, 31)

 - unit created by gmina, powiat, voivodship local authority whose purpose is to implement own, ordered, or entrusted public tasks. They are organizational units without legal personality i.e.: budgetary entities (of which e.g. gmina authority), budgetary agency, auxiliary units of budgetary entities.
- 11. Cooperative**
(code FP=40)

 - a voluntary confederation of unlimited number of persons with variable composition and variable share fund, which commonly conducts economic activity in the interest of its members; also carries out a public, educational and cultural activity. The legal basis of its activity is the Law of 16 IX 1982 on Cooperative Law, other laws and registered statute. The cooperative gets legal personality at the moment of being entered into the National Court Register.
- 12. Foundation**
(code FP=48)

 - legal person whose activity bases on the capital given by founder-sponsor (natural persons regardless of their citizenship and place of residence or legal person with their locations in Poland or abroad) and on current contributions (subventions), established to implement socially or economically useful purposes including particularly such as: health care, development of economy and science, education, culture and arts, social welfare, environmental protection and preservation of monuments in compliance with the basic interests of the Republic of Poland. The legal basis of the foundation activity is the Law of 6 IV 1984 on Foundations and statute. Foundation gets legal personality at the moment of being entered into the National Court Register.
- 13. Fund**
(code FP=49)

 - institution disposing of the separated, dedicated in advance for defined purpose resources, established by Law and acting in organized found form. Found may act as a legal person or can be a separate bank account, in disposal of body pointed out in the Law creating found. Legal provisions provide the several kinds of founds: earmarked funds, provision for pensions, investment funds.
NOTE: Term "found" is sometimes used by organizational units conducting their activities as other forms i.e. by joint stock companies or by associations.
- 14. Association**
(code FP=55)

 - voluntary, self-governing and permanent non-profit association, which independently is defining its aims, the way of activity and organizational structure as well as adopting the internal acts concerning its activity. Only Polish, with full ability to act of law and not deprived of public rights citizens are entitled to create associations. The legal basis of its activity is the Law of 7 IV 1889 on Law on Associations, and statute. Association gets legal personality and may start its activity at the moment of being entered into the National Court Register. Simplified form of association is the ordinary association which is the body without legal personality.

SELECTED TERMS CONNECTED WITH CLASSIFICATION OF SPECIFIC LEGAL FORMS (CONT.)

15. **Political party**
(code FP=70) – existing under a specified name voluntary organization, being aimed at taking part in a public life, in particular through having an impact (using democratic methods) on carrying state policy and exercising official authority. Political party gets legal personality at the moment of being entered into the evidence of political parties. The legal basis of the political party activity is the Law of 27 VI 1997 on Political Parties, and statute.
16. **Trade union**
(code FP=72) – voluntary, self-governing organization of workers, created to represent and protect their rights, professional and social interests. In its statutory activities is independent of employers, public administration, territorial self-government and other bodies. Trade union and, pointed out in statute, his organizational units get legal personality at the moment of being entered into the National Court Register. The basis of trade union activity is the Law of 23 V 1991 on Trade Unions.
17. **Employer's association**
(code FP=73) – self-governing, in its statutory activities independent of public administration, territorial self-government and other bodies, employer's associations, their federations and confederations created by employers to preserve the rights and represent interests of their members against the trade unions of workers, State authorities, public administration and territorial self-government bodies. Employer's association gets legal personality at the moment of being entered into the National Court Register. The basis of the employer's association activity is the Law of 23 V 1991 on Employer's Association.
18. **Economic and professional self-government**
(code FP=76) – **Economic self-government** is one of the kind of so called special self-government. It is an organizational form of voluntary association of entrepreneurs to represent their interests against State authority and territorial self-government and to organize different actions supporting enterprise and craft development. It carries out its activity in Poland through entrepreneur organizations – economic chambers, and self-governing economic craft organizations which get legal personality at the moment of being entered into the National Court Register. The basis of the economic self-government activity is the Law of 30 V 1989 on Economic Chambers and the Law of 22 III 1989 on Craft.
Professional self-government is organizational form of citizen associations based on the professional community established to represent the interests of persons practicing professions requiring special social confidence /public credibility/ towards the State agencies, conducting the professional upgrading and social prevention of their members.
19. **Condominium**
(code FP=85) – is created by totality of owners of dwellings which constitute defined real estate. Housing community can acquire rights, contract the obligations, sue, to be sued, so, as an organizational unit not being a legal person for which the law admitted the legal capacity, is a subject of civil law relations. It is an organizational unit for which creation is not depended on the legal transaction; it is created ex lege at the moment of dwelling isolation. The owner of dwelling is a different person to person being the owner of real estate.

TERMS CONNECTED WITH CLASSIFICATION OF OWNERSHIP FORMS

1. **Type of ownership** – term used in REGON register methodology, which allows to distinguish types of groups of owners. In Polish Law exist the following types of ownership :
- the State Treasury ownership,
 - the state legal persons ownership,
 - local self-government ownership,
 - domestic natural persons ownership,
 - other domestic private entities ownership,
 - foreign entities (natural or legal) ownership.
2. **Form of ownership** – term used in REGON register methodology, which allows to define the “ownership” type of unit's capital. The following forms of ownership are distinguished:
- pure, signifying that 100% of capital is owned by one or more entities, on the condition that all of them represent the same type of ownership,
 - mixed signifying that the capital is owned by two or more entities, on the condition that they represent at least two types of ownership.

TERMS CONNECTED WITH CLASSIFICATION OF OWNERSHIP FORMS (CONT.)

3. Ownership sector

- term used in REGON register methodology, which allows to classify of entities of the national economy according to the criterion of property right. There are two existing ownership sectors: public sector (properties of entities from this sector are owned wholly or in majority by the State Treasury, state legal persons, local self-government units) and private sector (properties of entities from this sector are owned wholly or in majority by private owners – natural or legal persons, domestic or from abroad).

TERMS CONNECTED WITH CLASSIFICATION OF TYPES OF ACTIVITY(PKD)

Polish Classification of Activities (PKD 2007) was established by the Regulation of the Council of Ministers of 24 XII 2007 on the Polish Classification of Activities (PKD) (Journal of Laws No 251, item 1885 with later amendments). PKD 2007 is based on NACE – the Statistical Classification of Economic Activities in the European Community, which was established by the European Parliament and Council Regulation No 1893/2006 of 20 XII 2006 on the Statistical Classification of Economic Activities NACE Rev.2 and amended the Council Regulation No 3037/90 and other regulations of the European Community on defined statistical fields (Official Journal UE L 393/1 of 30 XII 2006).

In the face of the above, PKD 2007 is fully methodologically, conceptually, in the scope and coding system coherent and comparable with the classification NACE Rev.2. PKD is the classification which is hierarchically systematized division of the kinds of social-economic activities that are carried out by units (economic entities).

1. Polish Classification of Activities (PKD)

PKD 2007/NACE Rev. 2, similarly to PKD 2004/NACE Rev. 1.1, is a five-level classification, but unlike the latter it does not contain one extra indirect level, i.e. subsection:

First level (section) – marked with one-letter code, divides the general community into 21 groupings of activity types, which are composed of activities related to each other due to traditionally formed general division of work;

Second level (division) – marked with two-digit numerical code, divides the general community into 88 groupings of activity types, which are composed of activities selected according to attributes, having a significant affinity for determination as well as for determination of relations occurring in the national economy (for example in inter-branch flow tables);

Third level (group) – marked with three-digit numerical code, includes 272 groupings of activity types, which can be separated according to the manufacturing process, purpose of production as well as to the type of the service or type of a service receiver;

Fourth level (class) – marked with four-digit numerical code, includes 615 groupings of activity types, which are separated according to specialization of the manufacturing process or service activities;

Fifth level (subclass) – is marked with five-digit alphanumeric code and includes 654 groupings. It was introduced in order to separate types of activity characteristic to Polish economy, which are subject to statistical studies. If on the national level additional division on subclass level has not been introduced, such subclass is marked with letter "Z" on international level (class=subclass).

TERMS CONNECTED WITH NTS

1. Nomenclature of Territorial Units for Statistical Purposes (NTS)

- created by Decree of the Council of Ministers of 14 XI 2007 (Journal of Laws No. 214, item 1573 with later amendments) - was developed on the basis of Regulation No. 1059/2003 of the European Parliament and of the Council of 26 V 2003 on establish common classification of Territorial Units for Statistical Purposes (NUTS) (EU Journal of Laws L.154 of 21 VI 2003 page 1; EU Journal of Laws Polish special edition, Chapter 14, Volume 1, page 196, with later amendments).

NUTS classification find application in collection, harmonization and dissemination of regional statistical data of EU countries. It is a basis of economic regional accounts, regional agricultural statistics and other domains of regional statistics.

The Nomenclature of Territorial Units for Statistical Purposes is absolutely essential for creation of regional politics of European countries and for conducting socio- economical analyses of degree of regional development which are the basis for making an appraisal of regional diversification and for preparation of regional development programs.

Nomenclature of Territorial Units for Statistical Purposes (NTS) divides Poland into territorial units, hierarchically-tied on 5 levels, of which:

- 3 levels were defined as regional,
- 2 levels were defined as local.

Regional levels consist of:

Level 1 – regions, grouping together voivodships (Poland – 6 units),

Level 2 – voivodships (Poland -16 units, mazowieckie voivodship – 1 unit),

Level 3 – subregions, grouping together powiats (Poland – 66 units, mazowieckie voivodship – 6 units).

Local levels consist of:

Level 4 – powiats and cities with powiat status (Poland – 314 + 66 units, mazowieckie voivodship – 37 + 5 units)

Level 5 – gminas (Poland – 2479 units, mazowieckie voivodship – 314 units).

The structure of grouping of NTS and their symbols adapted the system administrative territorial division, which is the part of The National Register of Territorial Division of the Country.

SYNTEZA

W województwie mazowieckim w końcu grudnia 2014 r. w rejestrze REGON zarejestrowanych było 742,2 tys. (w kraju — 4119,7 tys.) podmiotów gospodarki narodowej, tj. o 2,4% (w kraju o 1,2%) więcej niż przed rokiem. Liczba podmiotów województwa mazowieckiego stanowiła 18,0% zarejestrowanych ogółem w kraju. Wśród sześciu podregionów województwa mazowieckiego najwięcej podmiotów było zarejestrowanych w podregionie m.st. Warszawa (383,6 tys.) i stanowiły one 51,7% zarejestrowanych ogółem w województwie, a najmniej w podregionie ciechanowsko-płockim (47,4 tys.) stanowiąc 6,4% ogółu podmiotów.

W 2014 r., podobnie jak w 2013 r., zdecydowaną większość, czyli 728,8 tys. jednostek województwa (3996,3 tys. w kraju), tj. 98,2% (97,0% w kraju) ogólnej liczby podmiotów, skupiał sektor prywatny. Wśród podmiotów tego sektora 68,1% (74,1% w kraju) stanowiły osoby fizyczne prowadzące działalność gospodarczą — przede wszystkim w: handlu; naprawie pojazdów samochodowych, działalności profesjonalnej, naukowej i technicznej, budownictwie, transporcie i gospodarce magazynowej oraz przetwórstwie przemysłowym. Mikroprzedsiębiorstwa (do 9 osób pracujących) stanowiły 99,0% (98,9% w kraju) podmiotów osób fizycznych.

Podmioty sektora publicznego w liczbie 12,8 tys. w województwie (122,1 tys. w kraju) stanowiły 1,7% (3,0% w kraju) zarejestrowanych ogółem w rejestrze na danym terenie.

W 2014 r. w stosunku do analogicznego okresu poprzedniego roku liczba spółek handlowych wzrosła o 9,3% (w kraju o 8,2%). Liczba zarejestrowanych w województwie spółek handlowych (127,8 tys.) stanowiła 30,9% zarejestrowanych ogółem w kraju (413,8 tys.).

Najwięcej spółek handlowych było w podregionie m.st. Warszawa (100,6 tys., tj. 78,7% ogółu spółek handlowych w województwie), a najmniej w podregionie ostrołęcko-siedleckim (2,6 tys., tj. 2,0%).

W końcu 2014 r. liczba zarejestrowanych spółek cywilnych wyniosła 56,4 tys. (285,4 tys. w kraju), tj. o 0,8% (o 0,5% w kraju) więcej niż przed rokiem.

Największą liczbą spółek cywilnych charakteryzował się podregion m.st. Warszawa (31,9 tys., tj. 56,6% ogółu), a najmniejszą — podregion ciechanowsko-płocki (2,5 tys., tj. 4,3%).

SYNTHESIS

At the end of December 2014, there were 742,2 thous. (in the country — 4119,7 thous.) entities of **the national economy** registered in REGON register i.e. by 2,4% (by 1,2% in the country) more comparing to the previous year. The number of the entities in mazowieckie voivodship was 18,0% of total entities of the national economy registered in REGON register. Among the six subregions in mazowieckie voivodship Warszawa subregion is the one with the majority of entities (383,6 thous.) i.e. 51,7% of total entities in voivodship, while ciechanowsko-płocki subregion is the smallest one (47,4 thous.) with 6,4% of the total number of entities in voivodship.

In 2014, similarly to the 2013 the majority, that is 728,8 thous. of entities in mazowieckie voivodship (3996,3 thous. in the country) i.e. 98,2% (97,0% in the country) of total entities were concentrated in **private sector**. Among them 68,1% (74,1% in the country) were natural persons conducting economic activity — most of all in trade; repair of motor vehicles, professional, scientific and technical activities, construction, transportation and storage sections, manufacturing. Microbusiness enterprises (with up to 9 employees) represented 99,0% (98,9% in the country) of natural persons' entities.

At the same time - there were 12,8 thous. in mazowieckie voivodship (122,1 thous. in the country) i.e. 1,7% (3,0% in the country) registered entities in **public sector**.

In 2014, number of **commercial companies** increased by 9,3% (by 8,2% in the country). The number of registered commercial companies in voivodship amounted to 127,8 thous. which made 30,9% of total commercial companies in the country (413,8 thous. entities).

The majority of commercial companies existed in Warszawa subregion (100,6 thous. i.e. 78,7% of total commercial companies in voivodship) in opposite to ostrołęcko-siedlecki subregion (2,6 thous. i.e. 2,0%).

At the end of 2014, the number of **civil partnership companies** amounted to 56,4 thous. (285,4 thous. in the country) i.e. by 0,8% (by 0,5% in the country) more than in the previous year.

Warszawa subregion is again the one with the biggest number of civil partnership companies (31,9 thous. i.e. 56,6% of total) in opposite to smallest one ciechanowsko-płocki subregion (2,5 thous. i.e. 4,3% of total).

W rejestrze REGON zarejestrowanych było 67 przedsiębiorstw państwowych (160 w kraju) i w skali roku ich liczba zmniejszyła się o 2 (w kraju o 5), tj. o 2,9% (w kraju o 3,0%).

Liczba zarejestrowanych w końcu grudnia 2014 r. spółdzielni wyniosła 3,1 tys. (17,6 tys. w kraju), tj. o 0,2% (w kraju o 1,1%) więcej niż przed rokiem.

Podregion m.st. Warszawa posiadał największą liczbę zarejestrowanych spółdzielni (1,6 tys., tj. 49,7% ogółu), natomiast najmniej — podregion radomski (0,2 tys., tj. 7,4%).

W omawianym okresie wpisano do rejestru REGON 64,1 tys. nowych podmiotów gospodarki narodowej, tj. o 2,0% mniej niż w ciągu 2013 r., a w kraju — 357,4 tys. podmiotów, tj. o 2,2% mniej.

Najwięcej nowych podmiotów powstało w podregionie m.st. Warszawa (32,0 tys., tj. 49,8% ogółu), a najmniej w podregionie ciechanowsko-płockim (4,7 tys., tj. 7,4%).

W 2014 r. wykreślono z rejestru REGON 48,1 tys. podmiotów (304,7 tys. w kraju), tj. o 17,5% więcej (w kraju o 12,9%) niż w ciągu 2013 r.

Najwięcej wyrejestrowań podmiotów odnotowano w podregionie m.st. Warszawa (20,8 tys., tj. 43,1% ogółu), a najmniej w podregionie ciechanowsko-płockim (4,1 tys., tj. 8,6%).

W 2014 r. wskaźnik, mierzony stosunkiem liczby jednostek wykreślonych z rejestru do liczby jednostek nowo zarejestrowanych wynosił 75,0% w województwie, natomiast 85,3% w kraju. Ponadto w województwie mazowieckim na 1000 ludności przypadają 139,2 podmiotów gospodarki narodowej zarejestrowanych w rejestrze REGON. W kraju wskaźnik ten wyniósł 107,0 podmiotów.

*At the same time there were 67 **state owned enterprises** (160 in the country), which means decrease by 2 (by 5 in the country) i.e. by 2,9% in voivodship (by 3,0% in the country).*

*At the end of December 2014, there were 3,1 thous. of **co-operatives** (17,6 thous. in the country), i.e. by 0,2% more in voivodship (increase by 1,1% in the country) comparing to the previous year.*

In Warszawa subregion there is the highest number of co-operatives (1,6 thous. i.e. 49,7% of total), while in radomski subregion there is the smallest one (0,2 thous. i.e. 7,4%).

*During described period the number of the **newly created entities** of the national economy registered in REGON register amounted to 64,1 thous. i.e. by 2,0% less comparing to 2013, while in the country to 357,4 thous. i.e. by 2,2% less.*

The highest number of entities was noticed again in Warszawa subregion (32,0 thous. i.e. 49,8% of total), while the smallest one in ciechanowsko-płocki subregion (4,7 thous. i.e. 7,4%).

*During 2014 there were 48,1 thous. **liquidated entities** (304,7 thous. in the country) which means increase by 17,8% (increase by 12,9% in the country) comparing to 2013.*

The highest number of liquidations was noticed in Warszawa subregion (20,8 thous. i.e. 43,1% of total), the smallest one in ciechanowsko-płocki subregion (4,1 thous. i.e. 8,6%).

In 2014 the rate, measured by the ratio of entities liquidated from the register to the number of newly created entities amounted to 75,0% in the voivodship, while 85,3% in the country. Moreover, there were 139,2 entities of the national economy registered in REGON register in the Mazowieckie voivodship per 1000 population. This rate in the country amounted to 107,0 entities.

W prezentowanych tablicach w poszczególnych podziałach według: sektorów własności, sekcji i działów PKD, jednostek podziału administracyjnego województwa, rodzaju kapitału — bez podmiotów, dla których informacja o formie własności, o rodzaju przeważającej działalności, o przewidywanej liczbie pracujących, o adresie siedziby/miejscu zamieszkania nie występuje w rejestrze REGON.

Ponadto prezentacja nie obejmuje danych dotyczących podmiotów z zawieszoną działalnością w 2013 r. Z uwagi na zmianę metodologii stosowanej w rejestrze REGON w odniesieniu do podmiotów z zawieszoną działalnością, wprowadzoną w 2014 r., dane te są nieporównywalne.

In presented tables in respective divisions by: sectors of ownership, sections and divisions of GDP, units of administrative division of the voivodship, type of capital – excluding entities, for whom information on form of ownership, kind of predominant activity, expected number of employed persons, address/seat of residence do not occur in the REGON register.

In addition, the presentation does not include data on entities with suspended activity in 2013. Due to changes in methodology being applied in the REGON register concerning entities with suspended activity, implemented in 2014, the data are incomparable.

I. PODMIOTY GOSPODARKI NARODOWEJ WEDŁUG SEKTORÓW WŁASNOŚCI I FORM PRAWNYCH

Stan w dniu 31 XII

ENTITIES OF THE NATIONAL ECONOMY BY OWNERSHIP SECTORS AND LEGAL STATUS

As of 31XII

| WYSZCZEGÓLNIENIE SPECIFICATION | 2005 | 2010 | 2011 | 2012 | 2013 | 2014 |
|--|---------------|---------------|---------------|---------------|---------------|---------------|
| OGÓŁEM..... | 601721 | 681012 | 675099 | 699212 | 724997 | 742172 |
| TOTAL | | | | | | |
| sektor publiczny..... | 14057 | 12830 | 12804 | 12945 | 12942 | 12832 |
| <i>public sector</i> | | | | | | |
| sektor prywatny..... | 587664 | 668182 | 662295 | 686267 | 712055 | 728806 |
| <i>private sector</i> | | | | | | |
| w tym: | | | | | | |
| <i>of which:</i> | | | | | | |
| Przedsiębiorstwa państwowe..... | 203 | 93 | 74 | 70 | 69 | 67 |
| <i>State owned enterprises</i> | | | | | | |
| Spółki handlowe..... | 63588 | 89319 | 95912 | 104836 | 116949 | 127823 |
| <i>Commercial companies</i> | | | | | | |
| w tym: | | | | | | |
| <i>of which:</i> | | | | | | |
| akcyjne..... | 2518 | 3059 | 3290 | 3500 | 3662 | 3869 |
| <i>joint stock</i> | | | | | | |
| z ograniczoną odpowiedzialnością..... | 55907 | 77184 | 82846 | 90254 | 99979 | 109843 |
| <i>limited liability</i> | | | | | | |
| komandytowe..... | 451 | 2231 | 2732 | 3363 | 3987 | 4795 |
| <i>limited partnership</i> | | | | | | |
| jawne..... | 4588 | 6226 | 6213 | 6385 | 6527 | 6711 |
| <i>registered partnership</i> | | | | | | |
| partnerskie..... | 111 | 230 | 257 | 276 | 303 | 328 |
| <i>professional partnership</i> | | | | | | |
| Spółki cywilne..... | 51750 | 53469 | 54541 | 55391 | 55952 | 56380 |
| <i>Civil partnerships</i> | | | | | | |
| Spółdzielnie..... | 3275 | 3151 | 3115 | 3110 | 3116 | 3121 |
| <i>Co-operatives</i> | | | | | | |
| Fundacje..... | 3305 | 4641 | 4994 | 5531 | 6111 | 6711 |
| <i>Foundations</i> | | | | | | |
| Stowarzyszenia i organizacje społeczne..... | 10022 | 12749 | 13261 | 13871 | 14454 | 15014 |
| <i>Associations and social organisations</i> | | | | | | |
| Osoby fizyczne prowadzące działalność gospodarczą..... | 442480 | 486952 | 472147 | 482381 | 493319 | 496480 |
| <i>Natural persons conducting economic activity</i> | | | | | | |

II. PODMIOTY GOSPODARKI NARODOWEJ WEDŁUG SEKCJI POLSKIEJ KLASYFIKACJI DZIAŁALNOŚCI

Stan w dniu 31 XII

ENTITIES OF THE NATIONAL ECONOMY BY SECTIONS OF THE POLISH CLASSIFICATION OF ACTIVITIES

As of 31XII

| WYSZCZEGÓLNIENIE SPECIFICATION | 2010 | 2013 | 2014 |
|---|---------------|---------------|---------------|
| OGÓŁEM TOTAL | | | |
| Ogółem..... | 681012 | 724997 | 742172 |
| Total | | | |
| w tym: | | | |
| of which: | | | |
| Rolnictwo, leśnictwo, łowiectwo i rybactwo..... | 13025 | 11697 | 9017 |
| <i>Agriculture, forestry and fishing</i> | | | |
| Przemysł..... | 60715 | 63287 | 64281 |
| <i>Industry</i> | | | |
| górnictwo i wydobywanie | 626 | 826 | 868 |
| <i>mining and quarrying</i> | | | |
| przetwórstwo przemysłowe..... | 57421 | 58278 | 59088 |
| <i>manufacturing</i> | | | |
| wytwarzanie i zaopatrywanie w energię elektryczną, gaz, parę wodną i gorącą wodę ^Δ | 861 | 1874 | 1959 |
| <i>electricity, gas, steam and air conditioning supply</i> | | | |
| dostawa wody; gospodarowanie ściekami i odpadami; rekultywacja ^Δ <i>water supply; sewerage, waste management and remediation activities</i> | 1807 | 2309 | 2366 |
| Budownictwo | 71800 | 71235 | 71751 |
| <i>Construction</i> | | | |
| Handel; naprawa pojazdów samochodowych ^Δ | 190449 | 190309 | 192347 |
| <i>Trade; repair of motor vehicles^Δ</i> | | | |
| Transport i gospodarka magazynowa..... | 48435 | 45052 | 45031 |
| <i>Transportation and storage</i> | | | |
| Zakwaterowanie i gastronomia ^Δ | 16407 | 18046 | 18710 |
| <i>Accommodation and catering^Δ</i> | | | |
| Informacja i komunikacja..... ^Δ | 28633 | 36353 | 38939 |
| <i>Information and communication</i> | | | |
| Działalność finansowa i ubezpieczeniowa..... | 23503 | 24664 | 24668 |
| <i>Financial and insurance activities</i> | | | |
| Obsługa rynku nieruchomości ^Δ | 27223 | 30995 | 32248 |
| <i>Real estate activities</i> | | | |
| Działalność profesjonalna, naukowa i techniczna..... | 78032 | 92420 | 97766 |
| <i>Professional, scientific and technical activities</i> | | | |
| Administrowanie i działalność wspierająca ^Δ | 21586 | 25195 | 26574 |
| <i>Administrative and support service activities</i> | | | |
| Administracja publiczna i obrona narodowa; obowiązkowe zabezpieczenia społeczne..... | 3549 | 3489 | 3496 |
| <i>Public administration and defence; compulsory social security</i> | | | |
| Edukacja..... | 20519 | 25993 | 26833 |
| <i>Education</i> | | | |
| Opieka zdrowotna i pomoc społeczna..... | 27282 | 31826 | 33154 |
| <i>Human health and social work activities</i> | | | |
| Działalność związana z kulturą, rozrywką i rekreacją..... | 10276 | 11370 | 11880 |
| <i>Arts, entertainment and recreation</i> | | | |
| Pozostała działalność usługowa..... | 39494 | 42918 | 45323 |
| <i>Other service activities</i> | | | |

II. PODMIOTY GOSPODARKI NARODOWEJ WEDŁUG SEKCJI POLSKIEJ KLASYFIKACJI DZIAŁALNOŚCI (cd.)

Stan w dniu 31 XII

ENTITIES OF THE NATIONAL ECONOMY BY SECTIONS OF THE POLISH CLASSIFICATION OF ACTIVITIES (cont.)

As of 31XII

| WYSZCZEGÓLNIENIE SPECIFICATION | 2010 | 2013 | 2014 |
|---|--------------|--------------|--------------|
| SEKTOR PUBLICZNY PUBLIC SECTOR | | | |
| Razem..... | 12830 | 12942 | 12832 |
| Total | | | |
| w tym: | | | |
| of which: | | | |
| Rolnictwo, leśnictwo, łowiectwo i rybactwo..... | 53 | 55 | 53 |
| <i>Agriculture, forestry and fishing</i> | | | |
| Przemysł..... | 367 | 347 | 333 |
| <i>Industry</i> | | | |
| górnictwo i wydobywanie | 3 | 1 | 1 |
| <i>mining and quarrying</i> | | | |
| przetwórstwo przemysłowe..... | 141 | 120 | 115 |
| <i>manufacturing</i> | | | |
| wytwarzanie i zaopatrywanie w energię elektryczną, gaz, parę wodną i gorącą wodę ^Δ | 46 | 44 | 40 |
| <i>electricity, gas, steam and air conditioning supply</i> | | | |
| dostawa wody; gospodarowanie ściekami i odpadami; rekultywacja ^Δ <i>water supply; sewerage, waste management and remediation activities</i> | 177 | 182 | 177 |
| Budownictwo | 117 | 105 | 99 |
| <i>Construction</i> | | | |
| Handel; naprawa pojazdów samochodowych ^Δ | 98 | 93 | 90 |
| <i>Trade; repair of motor vehicles^Δ</i> | | | |
| Transport i gospodarka magazynowa..... | 77 | 72 | 72 |
| <i>Transportation and storage</i> | | | |
| Zakwaterowanie i gastronomia ^Δ | 73 | 71 | 73 |
| <i>Accommodation and catering^Δ</i> | | | |
| Informacja i komunikacja..... ^Δ | 70 | 59 | 60 |
| <i>Information and communication</i> | | | |
| Działalność finansowa i ubezpieczeniowa..... | 33 | 36 | 37 |
| <i>Financial and insurance activities</i> | | | |
| Obsługa rynku nieruchomości ^Δ | 2534 | 2525 | 2529 |
| <i>Real estate activities</i> | | | |
| Działalność profesjonalna, naukowa i techniczna..... | 408 | 378 | 388 |
| <i>Professional, scientific and technical activities</i> | | | |
| Administrowanie i działalność wspierająca ^Δ | 21 | 21 | 21 |
| <i>Administrative and support service activities^Δ</i> | | | |
| Administracja publiczna i obrona narodowa; obowiązkowe zabezpieczenia społeczne..... | 1424 | 1420 | 1424 |
| <i>Public administration and defence; compulsory social security</i> | | | |
| Edukacja..... | 5813 | 5988 | 5929 |
| <i>Education</i> | | | |
| Opieka zdrowotna i pomoc społeczna..... | 950 | 984 | 944 |
| <i>Human health and social work activities</i> | | | |
| Działalność związana z kulturą, rozrywką i rekreacją..... | 775 | 768 | 760 |
| <i>Arts, entertainment and recreation</i> | | | |
| Pozostała działalność usługowa..... | 16 | 19 | 19 |
| <i>Other service activities</i> | | | |

II. PODMIOTY GOSPODARKI NARODOWEJ WEDŁUG SEKCJI POLSKIEJ KLASYFIKACJI DZIAŁALNOŚCI (dok.)

Stan w dniu 31 XII

ENTITIES OF THE NATIONAL ECONOMY BY SECTIONS OF THE POLISH CLASSIFICATION OF ACTIVITIES (cont.)

As of 31XII

| WYSZCZEGÓLNIENIE SPECIFICATION | 2010 | 2013 | 2014 |
|---|---------------|---------------|---------------|
| SEKTOR PRYWATNY PRIVATE SECTOR | | | |
| Razem..... | 668182 | 712055 | 728806 |
| Total | | | |
| w tym: | | | |
| of which: | | | |
| Rolnictwo, leśnictwo, łowiectwo i rybactwo..... | 12972 | 11642 | 8962 |
| <i>Agriculture, forestry and fishing</i> | | | |
| Przemysł..... | 60348 | 62940 | 63926 |
| <i>Industry</i> | | | |
| górnictwo i wydobywanie | 623 | 825 | 866 |
| <i>mining and quarrying</i> | | | |
| przetwórstwo przemysłowe..... | 57280 | 58158 | 58955 |
| <i>manufacturing</i> | | | |
| wytwarzanie i zaopatrywanie w energię elektryczną, gaz, parę wodną i gorącą wodę ^Δ | 815 | 1830 | 1916 |
| <i>electricity, gas, steam and air conditioning supply</i> | | | |
| dostawa wody; gospodarowanie ściekami i odpadami; rekultywacja ^Δ <i>water supply; sewerage, waste management and remediation activities</i> | 1630 | 2127 | 2189 |
| Budownictwo | 71683 | 71130 | 71617 |
| <i>Construction</i> | | | |
| Handel; naprawa pojazdów samochodowych ^Δ | 190351 | 190216 | 192169 |
| <i>Trade; repair of motor vehicles^Δ</i> | | | |
| Transport i gospodarka magazynowa..... | 48358 | 44980 | 44938 |
| <i>Transportation and storage</i> | | | |
| Zakwaterowanie i gastronomia ^Δ | 16334 | 17975 | 18630 |
| <i>Accommodation and catering^Δ</i> | | | |
| Informacja i komunikacja..... ^Δ | 28563 | 36294 | 38835 |
| <i>Information and communication</i> | | | |
| Działalność finansowa i ubezpieczeniowa..... | 23470 | 24628 | 24589 |
| <i>Financial and insurance activities</i> | | | |
| Obsługa rynku nieruchomości ^Δ | 24689 | 28470 | 29688 |
| <i>Real estate activities</i> | | | |
| Działalność profesjonalna, naukowa i techniczna..... | 77624 | 92042 | 97234 |
| <i>Professional, scientific and technical activities</i> | | | |
| Administrowanie i działalność wspierająca ^Δ | 21565 | 25174 | 26529 |
| <i>Administrative and support service activities</i> | | | |
| Administracja publiczna i obrona narodowa; obowiązkowe zabezpieczenia społeczne..... | 2125 | 2069 | 2072 |
| <i>Public administration and defence; compulsory social security</i> | | | |
| Edukacja..... | 14706 | 20005 | 20892 |
| <i>Education</i> | | | |
| Opieka zdrowotna i pomoc społeczna..... | 26332 | 30842 | 32204 |
| <i>Human health and social work activities</i> | | | |
| Działalność związana z kulturą, rozrywką i rekreacją..... | 9501 | 10602 | 11117 |
| <i>Arts, entertainment and recreation</i> | | | |
| Pozostała działalność usługowa..... | 39478 | 42899 | 45255 |
| <i>Other service activities</i> | | | |

III. PODMIOTY GOSPODARKI NARODOWEJ WEDŁUG PODREGIONÓW I POWIATÓW

Stan w dniu 31 XII

ENTITIES OF THE NATIONAL ECONOMY BY SUBREGIONS AND POWIATS

As of 31XII

| WYSZCZEGÓLNIENIE SPECIFICATION | 2005 | 2010 | 2011 | 2012 | 2013 | 2014 |
|--|---------------|---------------|---------------|---------------|---------------|---------------|
| OGÓŁEM..... | 601721 | 681012 | 675099 | 699212 | 724997 | 742172 |
| TOTAL | | | | | | |
| Podregion / Subregion ciechanowsko-płocki | 41918 | 45540 | 44686 | 45732 | 46861 | 47390 |
| Powiaty: <i>Powiats:</i> | | | | | | |
| ciechanowski..... | 6578 | 6848 | 6769 | 6927 | 7114 | 7194 |
| gostyniński..... | 3062 | 3363 | 3279 | 3213 | 3319 | 3317 |
| mławski..... | 4650 | 4989 | 4786 | 4857 | 4986 | 5108 |
| płocki..... | 5023 | 6225 | 6264 | 6508 | 6804 | 7017 |
| płoński..... | 5004 | 5954 | 5894 | 6037 | 6244 | 6309 |
| sierpecki..... | 2873 | 3109 | 3055 | 3149 | 3241 | 3331 |
| żuromiński..... | 2309 | 2658 | 2529 | 2597 | 2616 | 2647 |
| Miasto na prawach powiatu: <i>City with powiat status:</i> | | | | | | |
| Płock..... | 12419 | 12394 | 12110 | 12444 | 12537 | 12467 |
| Podregion / Subregion ostrołęcko-siedlecki..... | 53794 | 56966 | 55832 | 57182 | 58764 | 59603 |
| Powiaty: <i>Powiats:</i> | | | | | | |
| łosicki..... | 1916 | 2145 | 2155 | 2196 | 2231 | 2282 |
| makowski..... | 3645 | 3534 | 3462 | 3463 | 3549 | 3624 |
| ostrołęcki..... | 4119 | 4320 | 4437 | 4708 | 4963 | 5213 |
| ostrowski..... | 6126 | 6121 | 5963 | 6122 | 6237 | 6346 |
| przasnyski..... | 3432 | 3439 | 3438 | 3498 | 3604 | 3593 |
| pułtuski..... | 3719 | 3980 | 3746 | 3825 | 3879 | 3994 |
| siedlecki..... | 3805 | 4948 | 4954 | 5050 | 5263 | 5333 |
| sokołowski..... | 3329 | 3762 | 3807 | 3868 | 4002 | 3965 |
| węgrowski..... | 3865 | 4443 | 4474 | 4606 | 4707 | 4694 |
| wyszkowski..... | 6053 | 5997 | 5820 | 5969 | 6098 | 6261 |
| Miasta na prawach powiatu: <i>Cities with powiat status:</i> | | | | | | |
| Ostrołęka..... | 6045 | 5851 | 5697 | 5774 | 5880 | 5910 |
| Siedlce..... | 7740 | 8426 | 7879 | 8103 | 8351 | 8388 |
| Podregion / Subregion radomski..... | 50291 | 51886 | 50341 | 51213 | 51796 | 52174 |
| Powiaty: <i>Powiats:</i> | | | | | | |
| białobrzeski..... | 3058 | 2582 | 2527 | 2572 | 2609 | 2673 |
| koziernicki..... | 4026 | 4068 | 4014 | 4074 | 4102 | 4118 |
| lipski..... | 2298 | 2609 | 2581 | 2610 | 2597 | 2626 |
| przysuski..... | 2920 | 2664 | 2622 | 2655 | 2684 | 2746 |
| radomski..... | 8427 | 9842 | 9704 | 9965 | 10211 | 10322 |
| szydlowiecki..... | 2928 | 2781 | 2727 | 2790 | 2897 | 2953 |
| zwoleński..... | 1924 | 1969 | 1903 | 1976 | 1985 | 2049 |
| Miasto na prawach powiatu: <i>City with powiat status:</i> | | | | | | |
| Radom..... | 24710 | 25371 | 24263 | 24571 | 24711 | 24687 |
| Podregion / Subregion m.st. Warszawa..... | 298062 | 344261 | 340848 | 355083 | 371476 | 383617 |
| Miasto na prawach powiatu: <i>City with powiat status:</i> | | | | | | |
| m.st. Warszawa..... | 298062 | 344261 | 340848 | 355083 | 371476 | 383617 |
| Podregion / Subregion warszawski wschodni..... | 70846 | 80894 | 81319 | 84329 | 86774 | 87944 |
| Powiaty: <i>Powiats:</i> | | | | | | |
| garwoliński..... | 6561 | 6999 | 6945 | 7117 | 7346 | 7331 |
| legionowski..... | 12307 | 14627 | 14701 | 15234 | 15633 | 15796 |
| miński..... | 11208 | 12698 | 12686 | 13192 | 13550 | 13883 |
| nowodworski..... | 6895 | 6946 | 6908 | 7173 | 7341 | 7423 |
| otwocki..... | 12763 | 14461 | 14407 | 14775 | 15193 | 15310 |
| wołomiński..... | 21112 | 25163 | 25672 | 26838 | 27711 | 28201 |
| Podregion / Subregion warszawski zachodni..... | 86810 | 101465 | 102073 | 105673 | 109326 | 111444 |
| Powiaty: <i>Powiats:</i> | | | | | | |
| grodziski..... | 9176 | 10949 | 11059 | 11419 | 11899 | 12141 |
| grójecki..... | 8255 | 8535 | 8232 | 8407 | 8590 | 8699 |
| piaseczyński..... | 18675 | 24258 | 25256 | 26600 | 28313 | 29307 |
| pruszkowski..... | 21173 | 25226 | 24897 | 25593 | 26247 | 26627 |
| sochaczewski..... | 8437 | 8567 | 8485 | 8620 | 8690 | 8653 |
| warszawski zachodni..... | 12899 | 15494 | 15935 | 16712 | 17226 | 17672 |
| żyrardowski..... | 8195 | 8436 | 8209 | 8322 | 8361 | 8345 |

TABL. 1. **PODMIOTY GOSPODARKI NARODOWEJ WEDŁUG PRZEWIDYWANEJ LICZBY PRACUJĄCYCH¹ ORAZ ENTITIES OF THE NATIONAL ECONOMY BY EXPECTED NUMBER OF EMPLOYED PERSONS¹**

| Lp. No. | WYSZCZEGÓLNIENIE SPECIFICATION a – 31 XII 2013 b – 31 XII 2014 c – przyrost/spadek increase/decrease d – 2013 = 100 | Ogółem Total | | | | | |
|------------|---|-----------------|---|--------------|--------------|--------------|---|
| | | razem total | 0–9 pracujących employed persons | 10–49 | 50–249 | 250–999 | 1000 pracują- cych i więcej employed persons and more |
| 1 | OGÓŁEM..... a | 724997 | 694161 | 24715 | 5039 | 827 | 255 |
| 2 | TOTAL b | 742172 | 710823 | 25203 | 5069 | 820 | 257 |
| 3 | c | 17175 | 16662 | 488 | 30 | -7 | 2 |
| 4 | d | 102,4 | 102,4 | 102,0 | 100,6 | 99,2 | 100,8 |
| | w tym: of which: | | | | | | |
| 5 | Rolnictwo, leśnictwo, łowiectwo i rybactwo..... a | 11697 | 11376 | 270 | 46 | 3 | 2 |
| 6 | Agriculture, forestry and fishing b | 9017 | 8719 | 245 | 49 | 3 | 1 |
| 7 | c | -2680 | -2657 | -25 | 3 | – | -1 |
| 8 | d | 77,1 | 76,6 | 90,7 | 106,5 | 100,0 | 50,0 |
| 9 | Uprawy rolne, chów i hodowla zwierząt, łowiectwo ^Δ a | 10527 | 10260 | 232 | 32 | 2 | 1 |
| 10 | <i>Crop and animal production, hunting^Δ</i> b | 7791 | 7547 | 206 | 35 | 2 | 1 |
| 11 | c | -2736 | -2713 | -26 | 3 | – | – |
| 12 | d | 74,0 | 73,6 | 88,8 | 109,4 | 100,0 | 100,0 |
| 13 | Leśnictwo i pozyskiwanie drewna..... a | 1099 | 1049 | 34 | 14 | 1 | 1 |
| 14 | <i>Forestry and logging</i> b | 1151 | 1102 | 34 | 14 | 1 | – |
| 15 | c | 52 | 53 | – | – | – | -1 |
| 16 | d | 104,7 | 105,1 | 100,0 | 100,0 | 100,0 | x |
| 17 | Rybactwo a | 71 | 67 | 4 | – | – | – |
| 18 | <i>Fishing</i> b | 75 | 70 | 5 | – | – | – |
| 19 | c | 4 | 3 | 1 | – | – | – |
| 20 | d | 105,6 | 104,5 | 125,0 | x | x | x |
| 21 | Przemysł..... a | 63287 | 57922 | 4226 | 913 | 169 | 57 |
| 22 | Industry b | 64281 | 58845 | 4294 | 916 | 169 | 57 |
| 23 | c | 994 | 923 | 68 | 3 | – | – |
| 24 | d | 101,6 | 101,6 | 101,6 | 100,3 | 100,0 | 100,0 |
| 25 | Górnictwo i wydobywanie..... a | 826 | 779 | 38 | 9 | – | – |
| 26 | <i>Mining and quarrying</i> b | 868 | 811 | 44 | 12 | 1 | – |
| 27 | c | 42 | 32 | 6 | 3 | 1 | – |
| 28 | d | 105,1 | 104,1 | 115,8 | 133,3 | x | x |
| 29 | wydobywanie węgla kamiennego i węgla | 28 | 28 | – | – | – | – |
| 30 | brunatnego (lignitu) | 26 | 25 | – | 1 | – | – |
| 31 | <i>mining of coal and lignite</i> c | -2 | -3 | – | 1 | – | – |
| 32 | d | 92,9 | 89,3 | x | x | x | x |
| 33 | górnictwo ropy naftowej i gazu ziemnego..... a | 98 | 94 | 4 | – | – | – |
| 34 | <i>extraction of crude petroleum and natural gas</i> b | 99 | 95 | 4 | – | – | – |
| 35 | c | 1 | 1 | – | – | – | – |
| 36 | d | 101,0 | 101,1 | 100,0 | x | x | x |
| 37 | górnictwo rud metali a | 10 | 10 | – | – | – | – |
| 38 | <i>mining of metal ores</i> b | 14 | 13 | 1 | – | – | – |
| 39 | c | 4 | 3 | 1 | – | – | – |
| 40 | d | 140,0 | 130,0 | x | x | x | x |

1 Przewidywana liczba pracujących podawana przy pierwszym zgłoszeniu o wpis do rejestru REGON. Nie ma ustawowego

1 Expected number of employed persons declared at the moment of registration to REGON register. There is no legal obligation to

SEKCJI I DZIAŁÓW POLSKIEJ KLASYFIKACJI DZIAŁALNOŚCI

AND BY SECTIONS AND DIVISIONS OF THE POLISH CLASSIFICATION OF ACTIVITIES

| Sektor publiczny <i>Public sector</i> | | | | | | Sektor <i>Private</i> | | | |
|--|---|-------|--------|---------|--|--------------------------|---|-------|--------|
| razem <i>total</i> | 0-9 pracujących <i>employed persons</i> | 10-49 | 50-249 | 250-999 | 1000 pracują- cych i więcej <i>employed persons and more</i> | razem <i>total</i> | 0-9 pracujących <i>employed persons</i> | 10-49 | 50-249 |
| 12942 | 7080 | 3769 | 1725 | 274 | 94 | 712055 | 687081 | 20946 | 3314 |
| 12832 | 7044 | 3689 | 1731 | 274 | 94 | 728806 | 703245 | 21514 | 3338 |
| -110 | -36 | -80 | 6 | - | - | 16751 | 16164 | 568 | 24 |
| 99,2 | 99,5 | 97,9 | 100,3 | 100,0 | 100,0 | 102,4 | 102,4 | 102,7 | 100,7 |
| 55 | 12 | 22 | 17 | 2 | 2 | 11642 | 11364 | 248 | 29 |
| 53 | 11 | 21 | 17 | 3 | 1 | 8962 | 8706 | 224 | 32 |
| -2 | -1 | -1 | - | 1 | -1 | -2680 | -2658 | -24 | 3 |
| 96,4 | 91,7 | 95,5 | 100,0 | 150,0 | 50,0 | 77,0 | 76,6 | 90,3 | 110,3 |
| 21 | 11 | 4 | 3 | 2 | 1 | 10506 | 10249 | 228 | 29 |
| 19 | 10 | 3 | 3 | 2 | 1 | 7770 | 7535 | 203 | 32 |
| -2 | -1 | -1 | - | - | - | -2736 | -2714 | -25 | 3 |
| 90,5 | 90,9 | 75,0 | 100,0 | 100,0 | 100,0 | 74,0 | 73,5 | 89,0 | 110,3 |
| 34 | 1 | 18 | 14 | - | 1 | 1065 | 1048 | 16 | - |
| 34 | 1 | 18 | 14 | 1 | - | 1117 | 1101 | 16 | - |
| - | - | - | - | 1 | -1 | 52 | 53 | - | - |
| 100,0 | 100,0 | 100,0 | 100,0 | x | x | 104,9 | 105,1 | 100,0 | x |
| - | - | - | - | - | - | 71 | 67 | 4 | - |
| - | - | - | - | - | - | 75 | 70 | 5 | - |
| - | - | - | - | - | - | 4 | 3 | 1 | - |
| x | x | x | x | x | x | 105,6 | 104,5 | 125,0 | x |
| 347 | 120 | 118 | 81 | 17 | 11 | 62940 | 57802 | 4108 | 832 |
| 333 | 117 | 114 | 76 | 16 | 10 | 63926 | 58706 | 4180 | 840 |
| -14 | -3 | -4 | -5 | -1 | -1 | 986 | 904 | 72 | 8 |
| 96,0 | 97,5 | 96,6 | 93,8 | 94,1 | 90,9 | 101,6 | 101,6 | 101,8 | 101,0 |
| 1 | 1 | - | - | - | - | 825 | 778 | 38 | 9 |
| 1 | 1 | - | - | - | - | 866 | 809 | 44 | 12 |
| - | - | - | - | - | - | 41 | 31 | 6 | 3 |
| 100,0 | 100,0 | x | x | x | x | 105,0 | 104,0 | 115,8 | 133,3 |
| - | - | - | - | - | - | 28 | 28 | - | - |
| - | - | - | - | - | - | 26 | 25 | - | 1 |
| - | - | - | - | - | - | -2 | -3 | - | 1 |
| x | x | x | x | x | x | 92,9 | 89,3 | x | x |
| - | - | - | - | - | - | 98 | 94 | 4 | - |
| - | - | - | - | - | - | 99 | 95 | 4 | - |
| - | - | - | - | - | - | 1 | 1 | - | - |
| x | x | x | x | x | x | 101,0 | 101,1 | 100,0 | x |
| - | - | - | - | - | - | 10 | 10 | - | - |
| - | - | - | - | - | - | 14 | 13 | 1 | - |
| - | - | - | - | - | - | 4 | 3 | 1 | - |
| x | x | x | x | x | x | 140,0 | 130,0 | x | x |

obowiązku aktualizacji tej informacji przez podmiot.

update this information by the entity.

| prywatny | | | | | | | | Lp. No. |
|----------|--|--|---|-------|--------|---------|--|------------|
| sector | | | | | | | | |
| 250-999 | 1000 pracujących i więcej employed persons and more | w tym osoby fizyczne prowadzące działalność gospodarczą of which natural persons conducting economic activity | | | | | 1000 pracujących i więcej employed persons and more | |
| | | razem total | 0-9 pracujących employed persons | 10-49 | 50-249 | 250-999 | | |
| 553 | 161 | 493319 | 488708 | 4422 | 182 | 6 | 1 | 1 |
| 546 | 163 | 496480 | 491725 | 4562 | 186 | 6 | 1 | 2 |
| -7 | 2 | 3161 | 3017 | 140 | 4 | - | - | 3 |
| 98,7 | 101,2 | 100,6 | 100,6 | 103,2 | 102,2 | 100,0 | 100,0 | 4 |
| 1 | - | 9762 | 9688 | 74 | - | - | - | 5 |
| - | - | 6980 | 6929 | 51 | - | - | - | 6 |
| -1 | - | -2782 | -2759 | -23 | - | - | - | 7 |
| x | x | 71,5 | 71,5 | 68,9 | x | x | x | 8 |
| - | - | 8790 | 8726 | 64 | - | - | - | 9 |
| - | - | 5961 | 5921 | 40 | - | - | - | 10 |
| - | - | -2829 | -2805 | -24 | - | - | - | 11 |
| x | x | 67,8 | 67,9 | 62,5 | x | x | x | 12 |
| 1 | - | 929 | 920 | 9 | - | - | - | 13 |
| - | - | 973 | 963 | 10 | - | - | - | 14 |
| -1 | - | 44 | 43 | 1 | - | - | - | 15 |
| x | x | 104,7 | 104,7 | 111,1 | x | x | x | 16 |
| - | - | 43 | 42 | 1 | - | - | - | 17 |
| - | - | 46 | 45 | 1 | - | - | - | 18 |
| - | - | 3 | 3 | - | - | - | - | 19 |
| x | x | 107,0 | 107,1 | 100,0 | x | x | x | 20 |
| 152 | 46 | 42057 | 40865 | 1127 | 65 | - | - | 21 |
| 153 | 47 | 42178 | 40959 | 1151 | 68 | - | - | 22 |
| 1 | 1 | 121 | 94 | 24 | 3 | - | - | 23 |
| 100,7 | 102,2 | 100,3 | 100,2 | 102,1 | 104,6 | x | x | 24 |
| - | - | 352 | 341 | 9 | 2 | - | - | 25 |
| 1 | - | 363 | 348 | 13 | 2 | - | - | 26 |
| 1 | - | 11 | 7 | 4 | - | - | - | 27 |
| x | x | 103,1 | 102,1 | 144,4 | 100,0 | x | x | 28 |
| - | - | 1 | 1 | - | - | - | - | 29 |
| - | - | 2 | 2 | - | - | - | - | 30 |
| - | - | 1 | 1 | - | - | - | - | 31 |
| x | x | 200,0 | 200,0 | x | x | x | x | 32 |
| - | - | 3 | 3 | - | - | - | - | 33 |
| - | - | 2 | 2 | - | - | - | - | 34 |
| - | - | -1 | -1 | - | - | - | - | 35 |
| x | x | 66,7 | 66,7 | x | x | x | x | 36 |
| - | - | - | - | - | - | - | - | 37 |
| - | - | 2 | 2 | - | - | - | - | 38 |
| - | - | 2 | 2 | - | - | - | - | 39 |
| x | x | x | x | x | x | x | x | 40 |

TABL. 1. PODMIOTY GOSPODARKI NARODOWEJ WEDŁUG PRZEWIDYWANEJ LICZBY PRACUJĄCYCH¹ ORAZ ENTITIES OF THE NATIONAL ECONOMY BY EXPECTED NUMBER OF EMPLOYED PERSONS¹

| Lp. No. | WYSZCZEGÓLNIENIE SPECIFICATION a – 31 XII 2013 b – 31 XII 2014 c – przyrost/spadek increase/decrease d – 2013 = 100 | Ogółem | | | | | | |
|------------|---|----------------|---|-------|--------|---------|---|-------|
| | | Total | | | | | | |
| | | razem total | 0–9 pracujących employed persons | 10–49 | 50–249 | 250–999 | 1000 pracują- cych i więcej employed persons and more | |
| | Przemysł (cd.) Industry (cont.) | | | | | | | |
| | Górnictwo i wydobywanie (dok.) <i>Mining and quarrying (cont.)</i> | | | | | | | |
| 1 | pozostałe górnictwo i wydobywanie | a | 577 | 538 | 31 | 8 | – | – |
| 2 | <i>other mining and quarrying</i> | b | 612 | 566 | 35 | 10 | 1 | – |
| 3 | | c | 35 | 28 | 4 | 2 | 1 | – |
| 4 | | d | 106,1 | 105,2 | 112,9 | 125,0 | x | x |
| 5 | działalność usługowa wspomagająca | a | 113 | 109 | 3 | 1 | – | – |
| 6 | górnictwo ^Δ | b | 117 | 112 | 4 | 1 | – | – |
| 7 | <i>mining support service activities for mining</i> | c | 4 | 3 | 1 | – | – | – |
| 8 | | d | 103,5 | 102,8 | 133,3 | 100,0 | x | x |
| 9 | Przetwórstwo przemysłowe..... | a | 58278 | 53332 | 3928 | 815 | 156 | 47 |
| 10 | <i>Manufacturing</i> | b | 59088 | 54089 | 3979 | 817 | 156 | 47 |
| 11 | | c | 810 | 757 | 51 | 2 | – | – |
| 12 | | d | 101,4 | 101,4 | 101,3 | 100,2 | 100,0 | 100,0 |
| 13 | produkcja artykułów spożywczych..... | a | 5176 | 4181 | 788 | 156 | 36 | 15 |
| 14 | <i>manufacture of food products</i> | b | 5334 | 4339 | 788 | 155 | 38 | 14 |
| 15 | | c | 158 | 158 | – | -1 | 2 | -1 |
| 16 | | d | 103,1 | 103,8 | 100,0 | 99,4 | 105,6 | 93,3 |
| 17 | produkcja napojów..... | a | 355 | 290 | 44 | 15 | 4 | 2 |
| 18 | <i>manufacture of beverages</i> | b | 366 | 298 | 46 | 15 | 5 | 2 |
| 19 | | c | 11 | 8 | 2 | – | 1 | – |
| 20 | | d | 103,1 | 102,8 | 104,5 | 100,0 | 125,0 | 100,0 |
| 21 | produkcja wyrobów tytoniowych..... | a | 13 | 11 | 1 | – | 1 | – |
| 22 | <i>manufacture of tobacco products</i> | b | 17 | 14 | 1 | 1 | 1 | – |
| 23 | | c | 4 | 3 | – | 1 | – | – |
| 24 | | d | 130,8 | 127,3 | 100,0 | x | 100,0 | x |
| 25 | produkcja wyrobów tekstylnych..... | a | 1223 | 1149 | 55 | 17 | 2 | – |
| 26 | <i>manufacture of textiles</i> | b | 1296 | 1218 | 59 | 17 | 2 | – |
| 27 | | c | 73 | 69 | 4 | – | – | – |
| 28 | | d | 106,0 | 106,0 | 107,3 | 100,0 | 100,0 | x |
| 29 | produkcja odzieży..... | a | 4952 | 4517 | 362 | 67 | 5 | 1 |
| 30 | <i>manufacture of wearing apparel</i> | b | 5014 | 4586 | 355 | 67 | 5 | 1 |
| 31 | | c | 62 | 69 | -7 | – | – | – |
| 32 | | d | 101,3 | 101,5 | 98,1 | 100,0 | 100,0 | 100,0 |
| 33 | produkcja skór i wyrobów skórzanych ^Δ | a | 1488 | 1368 | 110 | 10 | – | – |
| 34 | <i>manufacture of leather and related products</i> | b | 1472 | 1346 | 118 | 8 | – | – |
| 35 | | c | -16 | -22 | 8 | -2 | – | – |
| 36 | | d | 98,9 | 98,4 | 107,3 | 80,0 | x | x |
| 37 | produkcja wyrobów z drewna, korka, słomy | a | 3414 | 3203 | 179 | 28 | 3 | 1 |
| 38 | i wikliny ^Δ | b | 3480 | 3267 | 183 | 27 | 2 | 1 |
| 39 | <i>manufacture of products of wood cork, straw</i> | c | 66 | 64 | 4 | -1 | -1 | – |
| 40 | <i>and wicker^Δ</i> | d | 101,9 | 102,0 | 102,2 | 96,4 | 66,7 | 100,0 |
| 41 | produkcja papieru i wyrobów z papieru..... | a | 1032 | 915 | 86 | 25 | 5 | 1 |
| 42 | <i>manufacture of paper and paper products</i> | b | 1034 | 916 | 86 | 27 | 4 | 1 |
| 43 | | c | 2 | 1 | – | 2 | -1 | – |
| 44 | | d | 100,2 | 100,1 | 100,0 | 108,0 | 80,0 | 100,0 |

¹ Przewidywana liczba pracujących podawana przy pierwszym zgłoszeniu o wpis do rejestru REGON. Nie ma ustawowego

¹ Expected number of employed persons declared at the moment of registration to REGON register. There is no legal obligation to

SEKCJI I DZIAŁÓW POLSKIEJ KLASYFIKACJI DZIAŁALNOŚCI (cd.)

AND BY SECTIONS AND DIVISIONS OF THE POLISH CLASSIFICATION OF ACTIVITIES (cont.)

| Sektor publiczny <i>Public sector</i> | | | | | | Sektor <i>Private</i> | | | |
|--|---|-------|--------|---------|--|--------------------------|---|-------|--------|
| razem <i>total</i> | 0-9 pracujących <i>employed persons</i> | 10-49 | 50-249 | 250-999 | 1000 pracują- cych i więcej <i>employed persons and more</i> | razem <i>total</i> | 0-9 pracujących <i>employed persons</i> | 10-49 | 50-249 |
| 1 | 1 | - | - | - | - | 576 | 537 | 31 | 8 |
| 1 | 1 | - | - | - | - | 610 | 564 | 35 | 10 |
| - | - | - | - | - | - | 34 | 27 | 4 | 2 |
| 100,0 | 100,0 | x | x | x | x | 105,9 | 105,0 | 112,9 | 125,0 |
| - | - | - | - | - | - | 113 | 109 | 3 | 1 |
| - | - | - | - | - | - | 117 | 112 | 4 | 1 |
| - | - | - | - | - | - | 4 | 3 | 1 | - |
| x | x | x | x | x | x | 103,5 | 102,8 | 133,3 | 100,0 |
| 120 | 62 | 20 | 24 | 10 | 4 | 58158 | 53270 | 3908 | 791 |
| 115 | 62 | 18 | 22 | 9 | 4 | 58955 | 54009 | 3961 | 795 |
| -5 | - | -2 | -2 | -1 | - | 797 | 739 | 53 | 4 |
| 95,8 | 100,0 | 90,0 | 91,7 | 90,0 | 100,0 | 101,4 | 101,4 | 101,4 | 100,5 |
| 7 | 6 | - | 1 | - | - | 5169 | 4175 | 788 | 155 |
| 7 | 6 | - | 1 | - | - | 5325 | 4331 | 788 | 154 |
| - | - | - | - | - | - | 156 | 156 | - | -1 |
| 100,0 | 100,0 | x | 100,0 | x | x | 103,0 | 103,7 | 100,0 | 99,4 |
| 1 | - | - | 1 | - | - | 354 | 290 | 44 | 14 |
| 1 | - | - | 1 | - | - | 365 | 298 | 46 | 14 |
| - | - | - | - | - | - | 11 | 8 | 2 | - |
| 100,0 | x | x | 100,0 | x | x | 103,1 | 102,8 | 104,5 | 100,0 |
| - | - | - | - | - | - | 13 | 11 | 1 | - |
| - | - | - | - | - | - | 17 | 14 | 1 | 1 |
| - | - | - | - | - | - | 4 | 3 | - | 1 |
| x | x | x | x | x | x | 130,8 | 127,3 | 100,0 | x |
| 2 | 1 | 1 | - | - | - | 1221 | 1148 | 54 | 17 |
| 2 | 1 | 1 | - | - | - | 1294 | 1217 | 58 | 17 |
| - | - | - | - | - | - | 73 | 69 | 4 | - |
| 100,0 | 100,0 | 100,0 | x | x | x | 106,0 | 106,0 | 107,4 | 100,0 |
| 8 | 5 | 2 | - | 1 | - | 4944 | 4512 | 360 | 67 |
| 7 | 5 | 1 | - | 1 | - | 5006 | 4580 | 354 | 67 |
| -1 | - | -1 | - | - | - | 62 | 68 | -6 | - |
| 87,5 | 100,0 | 50,0 | x | 100,0 | x | 101,3 | 101,5 | 98,3 | 100,0 |
| 1 | - | 1 | - | - | - | 1487 | 1368 | 109 | 10 |
| 1 | - | 1 | - | - | - | 1470 | 1345 | 117 | 8 |
| - | - | - | - | - | - | -17 | -23 | 8 | -2 |
| 100,0 | x | 100,0 | x | x | x | 98,9 | 98,3 | 107,3 | 80,0 |
| 3 | 3 | - | - | - | - | 3411 | 3200 | 179 | 28 |
| 3 | 3 | - | - | - | - | 3476 | 3263 | 183 | 27 |
| - | - | - | - | - | - | 65 | 63 | 4 | -1 |
| 100,0 | 100,0 | x | x | x | x | 101,9 | 102,0 | 102,2 | 96,4 |
| - | - | - | - | - | - | 1032 | 915 | 86 | 25 |
| - | - | - | - | - | - | 1033 | 915 | 86 | 27 |
| - | - | - | - | - | - | 1 | - | - | 2 |
| x | x | x | x | x | x | 100,1 | 100,0 | 100,0 | 108,0 |

obowiązku aktualizacji tej informacji przez podmiot.

update this information by the entity.

| prywatny | | | | | | | | Lp. No. |
|----------|--|--|---|-------|--------|---------|--|------------|
| sector | | | | | | | | |
| 250-999 | 1000 pracujących i więcej employed persons and more | w tym osoby fizyczne prowadzące działalność gospodarczą of which natural persons conducting economic activity | | | | | 1000 pracujących i więcej employed persons and more | |
| | | razem total | 0-9 pracujących employed persons | 10-49 | 50-249 | 250-999 | | |
| - | - | 324 | 313 | 9 | 2 | - | - | 1 |
| 1 | - | 336 | 321 | 13 | 2 | - | - | 2 |
| 1 | - | 12 | 8 | 4 | - | - | - | 3 |
| x | x | 103,7 | 102,6 | 144,4 | 100,0 | x | x | 4 |
| - | - | 24 | 24 | - | - | - | - | 5 |
| - | - | 21 | 21 | - | - | - | - | 6 |
| - | - | -3 | -3 | - | - | - | - | 7 |
| x | x | 87,5 | 87,5 | x | x | x | x | 8 |
| 146 | 43 | 40194 | 39034 | 1097 | 63 | - | - | 9 |
| 147 | 43 | 40298 | 39116 | 1116 | 66 | - | - | 10 |
| 1 | - | 104 | 82 | 19 | 3 | - | - | 11 |
| 100,7 | 100,0 | 100,3 | 100,2 | 101,7 | 104,8 | x | x | 12 |
| 36 | 15 | 2721 | 2442 | 267 | 12 | - | - | 13 |
| 38 | 14 | 2775 | 2493 | 268 | 14 | - | - | 14 |
| 2 | -1 | 54 | 51 | 1 | 2 | - | - | 15 |
| 105,6 | 93,3 | 102,0 | 102,1 | 100,4 | 116,7 | x | x | 16 |
| 4 | 2 | 72 | 69 | 2 | 1 | - | - | 17 |
| 5 | 2 | 75 | 72 | 2 | 1 | - | - | 18 |
| 1 | - | 3 | 3 | - | - | - | - | 19 |
| 125,0 | 100,0 | 104,2 | 104,3 | 100,0 | 100,0 | x | x | 20 |
| 1 | - | 3 | 3 | - | - | - | - | 21 |
| 1 | - | 2 | 2 | - | - | - | - | 22 |
| - | - | -1 | -1 | - | - | - | - | 23 |
| 100,0 | x | 66,7 | 66,7 | x | x | x | x | 24 |
| 2 | - | 928 | 905 | 22 | 1 | - | - | 25 |
| 2 | - | 984 | 957 | 25 | 2 | - | - | 26 |
| - | - | 56 | 52 | 3 | 1 | - | - | 27 |
| 100,0 | x | 106,0 | 105,7 | 113,6 | 200,0 | x | x | 28 |
| 4 | 1 | 3745 | 3566 | 166 | 13 | - | - | 29 |
| 4 | 1 | 3785 | 3611 | 161 | 13 | - | - | 30 |
| - | - | 40 | 45 | -5 | - | - | - | 31 |
| 100,0 | 100,0 | 101,1 | 101,3 | 97,0 | 100,0 | x | x | 32 |
| - | - | 1153 | 1109 | 44 | - | - | - | 33 |
| - | - | 1135 | 1090 | 45 | - | - | - | 34 |
| - | - | -18 | -19 | 1 | - | - | - | 35 |
| x | x | 98,4 | 98,3 | 102,3 | x | x | x | 36 |
| 3 | 1 | 2535 | 2479 | 54 | 2 | - | - | 37 |
| 2 | 1 | 2572 | 2517 | 53 | 2 | - | - | 38 |
| -1 | - | 37 | 38 | -1 | - | - | - | 39 |
| 66,7 | 100,0 | 101,5 | 101,5 | 98,1 | 100,0 | x | x | 40 |
| 5 | 1 | 669 | 644 | 23 | 2 | - | - | 41 |
| 4 | 1 | 659 | 633 | 24 | 2 | - | - | 42 |
| -1 | - | -10 | -11 | 1 | - | - | - | 43 |
| 80,0 | 100,0 | 98,5 | 98,3 | 104,3 | 100,0 | x | x | 44 |

TABL. 1. PODMIOTY GOSPODARKI NARODOWEJ WEDŁUG PRZEWIDYWANEJ LICZBY PRACUJĄCYCH¹ ORAZ ENTITIES OF THE NATIONAL ECONOMY BY EXPECTED NUMBER OF EMPLOYED PERSONS¹

| Lp. No. | WYSZCZEGÓLNIENIE SPECIFICATION a – 31 XII 2013 b – 31 XII 2014 c – przyrost/spadek increase/decrease d – 2013 = 100 | Ogółem Total | | | | | | |
|------------|---|-----------------|---|-------|--------|---------|---|-------|
| | | razem total | 0–9 pracujących employed persons | 10–49 | 50–249 | 250–999 | 1000 pracują- cych i więcej employed persons and more | |
| | | | | | | | | |
| | Przemysł (cd.) Industry (cont.) | | | | | | | |
| | Przetwórstwo przemysłowe (cd.) <i>Manufacturing (cont.)</i> | | | | | | | |
| 1 | poligrafia i reprodukcja zapisanych nośników | a | 6356 | 6093 | 221 | 35 | 5 | 2 |
| 2 | informacji | b | 6209 | 5946 | 222 | 34 | 5 | 2 |
| 3 | <i>printing and reproduction of recorded media</i> | c | -147 | -147 | 1 | -1 | – | – |
| 4 | | d | 97,7 | 97,6 | 100,5 | 97,1 | 100,0 | 100,0 |
| 5 | produkcja koksu i produktów rafinacji ropy | a | 103 | 84 | 13 | 4 | 1 | 1 |
| 6 | naftowej ^Δ | b | 105 | 86 | 13 | 4 | 1 | 1 |
| 7 | <i>manufacture of coke and refined petroleum</i> | c | 2 | 2 | – | – | – | – |
| 8 | <i>products</i> | d | 101,9 | 102,4 | 100,0 | 100,0 | 100,0 | 100,0 |
| 9 | produkcja chemikaliów i wyrobów chemicznych | a | 1222 | 1021 | 148 | 36 | 12 | 5 |
| 10 | <i>manufacture of chemicals and chemical products</i> | b | 1255 | 1054 | 147 | 37 | 12 | 5 |
| 11 | | c | 33 | 33 | -1 | 1 | – | – |
| 12 | | d | 102,7 | 103,2 | 99,3 | 102,8 | 100,0 | 100,0 |
| 13 | produkcja wyrobów farmaceutycznych ^Δ | a | 224 | 177 | 22 | 15 | 8 | 2 |
| 14 | <i>manufacture of pharmaceutical products^Δ</i> | b | 245 | 196 | 23 | 16 | 8 | 2 |
| 15 | | c | 21 | 19 | 1 | 1 | – | – |
| 16 | | d | 109,4 | 110,7 | 104,5 | 106,7 | 100,0 | 100,0 |
| 17 | produkcja wyrobów z gumy i tworzyw sztucznych | a | 2829 | 2427 | 318 | 75 | 7 | 2 |
| 18 | <i>manufacture of rubber and plastic products</i> | b | 2858 | 2452 | 323 | 73 | 8 | 2 |
| 19 | | c | 29 | 25 | 5 | -2 | 1 | – |
| 20 | | d | 101,0 | 101,0 | 101,6 | 97,3 | 114,3 | 100,0 |
| 21 | produkcja wyrobów z pozostałych mineralnych | a | 2933 | 2652 | 227 | 44 | 9 | 1 |
| 22 | surowców niemetalicznych | b | 2964 | 2681 | 229 | 44 | 9 | 1 |
| 23 | <i>manufacture of other non-metallic mineral</i> | c | 31 | 29 | 2 | – | – | – |
| 24 | <i>products</i> | d | 101,1 | 101,1 | 100,9 | 100,0 | 100,0 | 100,0 |
| 25 | produkcja metali | a | 323 | 253 | 45 | 17 | 5 | 3 |
| 26 | <i>manufacture of basic metals</i> | b | 333 | 259 | 50 | 16 | 5 | 3 |
| 27 | | c | 10 | 6 | 5 | -1 | – | – |
| 28 | | d | 103,1 | 102,4 | 111,1 | 94,1 | 100,0 | 100,0 |
| 29 | produkcja wyrobów z metali ^Δ | a | 7227 | 6677 | 449 | 88 | 13 | – |
| 30 | <i>manufacture of metal products^Δ</i> | b | 7361 | 6795 | 466 | 87 | 13 | – |
| 31 | | c | 134 | 118 | 17 | -1 | – | – |
| 32 | | d | 101,9 | 101,8 | 103,8 | 98,9 | 100,0 | x |
| 33 | produkcja komputerów, wyrobów elektronicznych | a | 1883 | 1721 | 129 | 23 | 7 | 3 |
| 34 | i optycznych | b | 1890 | 1727 | 129 | 24 | 7 | 3 |
| 35 | <i>manufacture of computer, electronic and</i> | c | 7 | 6 | – | 1 | – | – |
| 36 | <i>optical products</i> | d | 100,4 | 100,3 | 100,0 | 104,3 | 100,0 | 100,0 |
| 37 | produkcja urządzeń elektrycznych..... | a | 755 | 666 | 57 | 27 | 2 | 3 |
| 38 | <i>manufacture of electrical equipment</i> | b | 783 | 694 | 57 | 27 | 2 | 3 |
| 39 | | c | 28 | 28 | – | – | – | – |
| 40 | | d | 103,7 | 104,2 | 100,0 | 100,0 | 100,0 | 100,0 |

¹ Przewidywana liczba pracujących podawana przy pierwszym zgłoszeniu o wpis do rejestru REGON. Nie ma ustawowego

¹ Expected number of employed persons declared at the moment of registration to REGON register. There is no legal obligation to

SEKCJI I DZIAŁÓW POLSKIEJ KLASYFIKACJI DZIAŁALNOŚCI (cd.)

AND BY SECTIONS AND DIVISIONS OF THE POLISH CLASSIFICATION OF ACTIVITIES (cont.)

| Sektor publiczny <i>Public sector</i> | | | | | | Sektor <i>Private</i> | | | |
|--|---|-------|--------|---------|--|--------------------------|---|-------|--------|
| razem <i>total</i> | 0-9 pracujących <i>employed persons</i> | 10-49 | 50-249 | 250-999 | 1000 pracują- cych i więcej <i>employed persons and more</i> | razem <i>total</i> | 0-9 pracujących <i>employed persons</i> | 10-49 | 50-249 |
| 7 | - | - | 4 | 2 | 1 | 6349 | 6093 | 221 | 31 |
| 7 | - | - | 4 | 2 | 1 | 6200 | 5944 | 222 | 30 |
| - | - | - | - | - | - | -149 | -149 | 1 | -1 |
| 100,0 | x | x | 100,0 | 100,0 | 100,0 | 97,7 | 97,6 | 100,5 | 96,8 |
| - | - | - | - | - | - | 103 | 84 | 13 | 4 |
| - | - | - | - | - | - | 105 | 86 | 13 | 4 |
| - | - | - | - | - | - | 2 | 2 | - | - |
| x | x | x | x | x | x | 101,9 | 102,4 | 100,0 | 100,0 |
| 4 | 2 | - | 1 | - | 1 | 1218 | 1019 | 148 | 35 |
| 4 | 2 | - | 1 | - | 1 | 1250 | 1051 | 147 | 36 |
| - | - | - | - | - | - | 32 | 32 | -1 | 1 |
| 100,0 | 100,0 | x | 100,0 | x | 100,0 | 102,6 | 103,1 | 99,3 | 102,9 |
| 2 | - | - | 1 | - | 1 | 222 | 177 | 22 | 14 |
| 2 | - | - | 1 | - | 1 | 243 | 196 | 23 | 15 |
| - | - | - | - | - | - | 21 | 19 | 1 | 1 |
| 100,0 | x | x | 100,0 | x | 100,0 | 109,5 | 110,7 | 104,5 | 107,1 |
| 6 | 3 | 2 | 1 | - | - | 2823 | 2424 | 316 | 74 |
| 5 | 3 | 1 | 1 | - | - | 2853 | 2449 | 322 | 72 |
| -1 | - | -1 | - | - | - | 30 | 25 | 6 | -2 |
| 83,3 | 100,0 | 50,0 | 100,0 | x | x | 101,1 | 101,0 | 101,9 | 97,3 |
| 12 | 7 | 3 | 2 | - | - | 2921 | 2645 | 224 | 42 |
| 11 | 7 | 3 | 1 | - | - | 2952 | 2673 | 226 | 43 |
| -1 | - | - | -1 | - | - | 31 | 28 | 2 | 1 |
| 91,7 | 100,0 | 100,0 | 50,0 | x | x | 101,1 | 101,1 | 100,9 | 102,4 |
| - | - | - | - | - | - | 323 | 253 | 45 | 17 |
| - | - | - | - | - | - | 333 | 259 | 50 | 16 |
| - | - | - | - | - | - | 10 | 6 | 5 | -1 |
| x | x | x | x | x | x | 103,1 | 102,4 | 111,1 | 94,1 |
| 8 | 2 | 3 | 2 | 1 | - | 7219 | 6675 | 446 | 86 |
| 8 | 2 | 3 | 2 | 1 | - | 7352 | 6792 | 463 | 85 |
| - | - | - | - | - | - | 133 | 117 | 17 | -1 |
| 100,0 | 100,0 | 100,0 | 100,0 | 100,0 | x | 101,8 | 101,8 | 103,8 | 98,8 |
| 21 | 14 | 2 | 3 | 1 | 1 | 1862 | 1707 | 127 | 20 |
| 20 | 14 | 2 | 2 | 1 | 1 | 1870 | 1713 | 127 | 22 |
| -1 | - | - | -1 | - | - | 8 | 6 | - | 2 |
| 95,2 | 100,0 | 100,0 | 66,7 | 100,0 | 100,0 | 100,4 | 100,4 | 100,0 | 110,0 |
| 4 | 1 | 1 | 2 | - | - | 751 | 665 | 56 | 25 |
| 4 | 1 | 1 | 2 | - | - | 778 | 692 | 56 | 25 |
| - | - | - | - | - | - | 27 | 27 | - | - |
| 100,0 | 100,0 | 100,0 | 100,0 | x | x | 103,6 | 104,1 | 100,0 | 100,0 |

obowiązku aktualizacji tej informacji przez podmiot.

update this information by the entity.

| prywatny | | | | | | | | Lp. No. |
|----------|--|--|---|-------|--------|---------|--|------------|
| sector | | | | | | | | |
| 250-999 | 1000 pracujących i więcej employed persons and more | w tym osoby fizyczne prowadzące działalność gospodarczą of which natural persons conducting economic activity | | | | | 1000 pracujących i więcej employed persons and more | |
| | | razem total | 0-9 pracujących employed persons | 10-49 | 50-249 | 250-999 | | |
| 3 | 1 | 4493 | 4448 | 42 | 3 | - | - | 1 |
| 3 | 1 | 4298 | 4254 | 41 | 3 | - | - | 2 |
| - | - | -195 | -194 | -1 | - | - | - | 3 |
| 100,0 | 100,0 | 95,7 | 95,6 | 97,6 | 100,0 | x | x | 4 |
| 1 | 1 | 14 | 14 | - | - | - | - | 5 |
| 1 | 1 | 13 | 13 | - | - | - | - | 6 |
| - | - | -1 | -1 | - | - | - | - | 7 |
| 100,0 | 100,0 | 92,9 | 92,9 | x | x | x | x | 8 |
| 12 | 4 | 454 | 434 | 18 | 2 | - | - | 9 |
| 12 | 4 | 452 | 430 | 20 | 2 | - | - | 10 |
| - | - | -2 | -4 | 2 | - | - | - | 11 |
| 100,0 | 100,0 | 99,6 | 99,1 | 111,1 | 100,0 | x | x | 12 |
| 8 | 1 | 33 | 31 | 1 | 1 | - | - | 13 |
| 8 | 1 | 32 | 31 | - | 1 | - | - | 14 |
| - | - | -1 | - | -1 | - | - | - | 15 |
| 100,0 | 100,0 | 97,0 | 100,0 | x | 100,0 | x | x | 16 |
| 7 | 2 | 1623 | 1534 | 82 | 7 | - | - | 17 |
| 8 | 2 | 1614 | 1523 | 83 | 8 | - | - | 18 |
| 1 | - | -9 | -11 | 1 | 1 | - | - | 19 |
| 114,3 | 100,0 | 99,4 | 99,3 | 101,2 | 114,3 | x | x | 20 |
| 9 | 1 | 1893 | 1838 | 52 | 3 | - | - | 21 |
| 9 | 1 | 1893 | 1838 | 52 | 3 | - | - | 22 |
| - | - | - | - | - | - | - | - | 23 |
| 100,0 | 100,0 | 100,0 | 100,0 | 100,0 | 100,0 | x | x | 24 |
| 5 | 3 | 164 | 150 | 10 | 4 | - | - | 25 |
| 5 | 3 | 166 | 152 | 11 | 3 | - | - | 26 |
| - | - | 2 | 2 | 1 | -1 | - | - | 27 |
| 100,0 | 100,0 | 101,2 | 101,3 | 110,0 | 75,0 | x | x | 28 |
| 12 | - | 5555 | 5415 | 137 | 3 | - | - | 29 |
| 12 | - | 5629 | 5478 | 148 | 3 | - | - | 30 |
| - | - | 74 | 63 | 11 | - | - | - | 31 |
| 100,0 | x | 101,3 | 101,2 | 108,0 | 100,0 | x | x | 32 |
| 6 | 2 | 994 | 980 | 14 | - | - | - | 33 |
| 6 | 2 | 968 | 953 | 15 | - | - | - | 34 |
| - | - | -26 | -27 | 1 | - | - | - | 35 |
| 100,0 | 100,0 | 97,4 | 97,2 | 107,1 | x | x | x | 36 |
| 2 | 3 | 399 | 389 | 9 | 1 | - | - | 37 |
| 2 | 3 | 407 | 397 | 9 | 1 | - | - | 38 |
| - | - | 8 | 8 | - | - | - | - | 39 |
| 100,0 | 100,0 | 102,0 | 102,1 | 100,0 | 100,0 | x | x | 40 |

TABL. 1. PODMIOTY GOSPODARKI NARODOWEJ WEDŁUG PRZEWIDYWANEJ LICZBY PRACUJĄCYCH¹ ORAZ ENTITIES OF THE NATIONAL ECONOMY BY EXPECTED NUMBER OF EMPLOYED PERSONS¹

| Lp. No. | WYSZCZEGÓLNIENIE SPECIFICATION a – 31 XII 2013 b – 31 XII 2014 c – przyrost/spadek increase/decrease d – 2013 = 100 | Ogółem | | | | | | |
|------------|---|----------------|---|-------|--------|---------|---|-------|
| | | Total | | | | | | |
| | | razem total | 0–9 pracujących employed persons | 10–49 | 50–249 | 250–999 | 1000 pracują- cych i więcej employed persons and more | |
| | Przemysł (cd.) Industry (cont.) | | | | | | | |
| | Przetwórstwo przemysłowe (dok.) <i>Manufacturing (cont.)</i> | | | | | | | |
| 1 | produkcja maszyn i urządzeń ^Δ | a | 1571 | 1372 | 157 | 35 | 5 | 2 |
| 2 | <i>manufacture of machinery and equipment n.e.c.</i> | b | 1593 | 1395 | 154 | 37 | 5 | 2 |
| 3 | | c | 22 | 23 | -3 | 2 | - | - |
| 4 | | d | 101,4 | 101,7 | 98,1 | 105,7 | 100,0 | 100,0 |
| 5 | produkcja pojazdów samochodowych, przyczep i naczep ^Δ | a | 490 | 404 | 57 | 27 | 1 | 1 |
| 6 | <i>manufacture of motor vehicles, trailers and semi-trailers</i> | b | 505 | 415 | 60 | 28 | 1 | 1 |
| 7 | | c | 15 | 11 | 3 | 1 | - | - |
| 8 | | d | 103,1 | 102,7 | 105,3 | 103,7 | 100,0 | 100,0 |
| 9 | produkcja pozostałego sprzętu transportowego | a | 437 | 400 | 29 | 5 | 3 | - |
| 10 | <i>manufacture of other transport equipment</i> | b | 441 | 404 | 29 | 5 | 3 | - |
| 11 | | c | 4 | 4 | - | - | - | - |
| 12 | | d | 100,9 | 101,0 | 100,0 | 100,0 | 100,0 | x |
| 13 | produkcja mebli..... | a | 3656 | 3489 | 140 | 20 | 5 | 2 |
| 14 | <i>manufacture of furniture</i> | b | 3712 | 3547 | 138 | 20 | 5 | 2 |
| 15 | | c | 56 | 58 | -2 | - | - | - |
| 16 | | d | 101,5 | 101,7 | 98,6 | 100,0 | 100,0 | 100,0 |
| 17 | pozostała produkcja wyrobów..... | a | 4152 | 4011 | 118 | 20 | 3 | - |
| 18 | <i>other manufacturing</i> | b | 4232 | 4086 | 122 | 21 | 3 | - |
| 19 | | c | 80 | 75 | 4 | 1 | - | - |
| 20 | | d | 101,9 | 101,9 | 103,4 | 105,0 | 100,0 | x |
| 21 | naprawa, konserwacja i instalowanie maszyn i urządzeń | a | 6464 | 6251 | 173 | 26 | 14 | - |
| 22 | <i>repair and installation of machinery and equipment</i> | b | 6589 | 6368 | 181 | 27 | 12 | 1 |
| 23 | | c | 125 | 117 | 8 | 1 | -2 | 1 |
| 24 | | d | 101,9 | 101,9 | 104,6 | 103,8 | 85,7 | x |
| 25 | Wytwarzanie i zaopatrywanie w energię elektryczną, gaz, parę wodną i gorącą wodę ^Δ | a | 1874 | 1779 | 50 | 30 | 6 | 9 |
| 26 | <i>Electricity, gas, steam and air-conditioning supply</i> | b | 1959 | 1864 | 52 | 28 | 6 | 9 |
| 27 | | c | 85 | 85 | 2 | -2 | - | - |
| 28 | | d | 104,5 | 104,8 | 104,0 | 93,3 | 100,0 | 100,0 |
| 29 | Dostawa wody; gospodarowanie ściekami i odpadami; rekultywacja ^Δ | a | 2309 | 2032 | 210 | 59 | 7 | 1 |
| 30 | <i>Water supply; sewerage, waste management and remediation activities</i> | b | 2366 | 2081 | 219 | 59 | 6 | 1 |
| 31 | | c | 57 | 49 | 9 | - | -1 | - |
| 32 | | d | 102,5 | 102,4 | 104,3 | 100,0 | 85,7 | 100,0 |
| 33 | pobór, uzdatnianie i dostarczanie wody..... | a | 233 | 141 | 69 | 20 | 2 | 1 |
| 34 | <i>water collection, treatment and supply</i> | b | 238 | 147 | 68 | 20 | 2 | 1 |
| 35 | | c | 5 | 6 | -1 | - | - | - |
| 36 | | d | 102,1 | 104,3 | 98,6 | 100,0 | 100,0 | 100,0 |

¹ Przewidywana liczba pracujących podawana przy pierwszym zgłoszeniu o wpis do rejestru REGON. Nie ma ustawowego

¹ Expected number of employed persons declared at the moment of registration to REGON register. There is no legal obligation to

SEKCJI I DZIAŁÓW POLSKIEJ KLASYFIKACJI DZIAŁALNOŚCI (cd.)

AND BY SECTIONS AND DIVISIONS OF THE POLISH CLASSIFICATION OF ACTIVITIES (cont.)

| Sektor publiczny <i>Public sector</i> | | | | | | Sektor <i>Private</i> | | | |
|--|---|-------|--------|---------|--|--------------------------|---|-------|--------|
| razem <i>total</i> | 0-9 pracujących <i>employed persons</i> | 10-49 | 50-249 | 250-999 | 1000 pracują- cych i więcej <i>employed persons and more</i> | razem <i>total</i> | 0-9 pracujących <i>employed persons</i> | 10-49 | 50-249 |
| 11 | 6 | 1 | 2 | 2 | - | 1560 | 1366 | 156 | 33 |
| 11 | 6 | 1 | 2 | 2 | - | 1580 | 1387 | 153 | 35 |
| - | - | - | - | - | - | 20 | 21 | -3 | 2 |
| 100,0 | 100,0 | 100,0 | 100,0 | 100,0 | x | 101,3 | 101,5 | 98,1 | 106,1 |
| 3 | 1 | - | 1 | 1 | - | 487 | 403 | 57 | 26 |
| 3 | 1 | - | 1 | 1 | - | 501 | 413 | 60 | 27 |
| - | - | - | - | - | - | 14 | 10 | 3 | 1 |
| 100,0 | 100,0 | x | 100,0 | 100,0 | x | 102,9 | 102,5 | 105,3 | 103,8 |
| 2 | 1 | - | 1 | - | - | 435 | 399 | 29 | 4 |
| 2 | 1 | - | 1 | - | - | 438 | 402 | 29 | 4 |
| - | - | - | - | - | - | 3 | 3 | - | - |
| 100,0 | 100,0 | x | 100,0 | x | x | 100,7 | 100,8 | 100,0 | 100,0 |
| 3 | 2 | 1 | - | - | - | 3653 | 3487 | 139 | 20 |
| 3 | 2 | 1 | - | - | - | 3707 | 3543 | 137 | 20 |
| - | - | - | - | - | - | 54 | 56 | -2 | - |
| 100,0 | 100,0 | 100,0 | x | x | x | 101,5 | 101,6 | 98,6 | 100,0 |
| 9 | 7 | 1 | 1 | - | - | 4143 | 4004 | 117 | 19 |
| 9 | 7 | 1 | 1 | - | - | 4223 | 4079 | 121 | 20 |
| - | - | - | - | - | - | 80 | 75 | 4 | 1 |
| 100,0 | 100,0 | 100,0 | 100,0 | x | x | 101,9 | 101,9 | 103,4 | 105,3 |
| 6 | 1 | 2 | 1 | 2 | - | 6458 | 6250 | 171 | 25 |
| 5 | 1 | 2 | 1 | 1 | - | 6584 | 6367 | 179 | 26 |
| -1 | - | - | - | -1 | - | 126 | 117 | 8 | 1 |
| 83,3 | 100,0 | 100,0 | 100,0 | 50,0 | x | 102,0 | 101,9 | 104,7 | 104,0 |
| 44 | 2 | 14 | 18 | 4 | 6 | 1830 | 1777 | 36 | 12 |
| 40 | 2 | 14 | 15 | 4 | 5 | 1916 | 1859 | 38 | 13 |
| -4 | - | - | -3 | - | -1 | 86 | 82 | 2 | 1 |
| 90,9 | 100,0 | 100,0 | 83,3 | 100,0 | 83,3 | 104,7 | 104,6 | 105,6 | 108,3 |
| 182 | 55 | 84 | 39 | 3 | 1 | 2127 | 1977 | 126 | 20 |
| 177 | 52 | 82 | 39 | 3 | 1 | 2189 | 2029 | 137 | 20 |
| -5 | -3 | -2 | - | - | - | 62 | 52 | 11 | - |
| 97,3 | 94,5 | 97,6 | 100,0 | 100,0 | 100,0 | 102,9 | 102,6 | 108,7 | 100,0 |
| 127 | 41 | 63 | 20 | 2 | 1 | 106 | 100 | 6 | - |
| 125 | 41 | 61 | 20 | 2 | 1 | 113 | 106 | 7 | - |
| -2 | - | -2 | - | - | - | 7 | 6 | 1 | - |
| 98,4 | 100,0 | 96,8 | 100,0 | 100,0 | 100,0 | 106,6 | 106,0 | 116,7 | x |

obowiązku aktualizacji tej informacji przez podmiot.

update this information by the entity.

| prywatny | | | | | | | | Lp. No. |
|----------|--|--|---|-------|--------|---------|--|------------|
| sector | | | | | | | | |
| 250-999 | 1000 pracujących i więcej employed persons and more | w tym osoby fizyczne prowadzące działalność gospodarczą of which natural persons conducting economic activity | | | | | 1000 pracujących i więcej employed persons and more | |
| | | razem total | 0-9 pracujących employed persons | 10-49 | 50-249 | 250-999 | | |
| 3 | 2 | 814 | 785 | 28 | 1 | - | - | 1 |
| 3 | 2 | 804 | 774 | 29 | 1 | - | - | 2 |
| - | - | -10 | -11 | 1 | - | - | - | 3 |
| 100,0 | 100,0 | 98,8 | 98,6 | 103,6 | 100,0 | x | x | 4 |
| - | 1 | 245 | 233 | 12 | - | - | - | 5 |
| - | 1 | 248 | 235 | 13 | - | - | - | 6 |
| - | - | 3 | 2 | 1 | - | - | - | 7 |
| x | 100,0 | 101,2 | 100,9 | 108,3 | x | x | x | 8 |
| 3 | - | 199 | 193 | 6 | - | - | - | 9 |
| 3 | - | 188 | 182 | 6 | - | - | - | 10 |
| - | - | -11 | -11 | - | - | - | - | 11 |
| 100,0 | x | 94,5 | 94,3 | 100,0 | x | x | x | 12 |
| 5 | 2 | 2965 | 2919 | 42 | 4 | - | - | 13 |
| 5 | 2 | 2992 | 2946 | 42 | 4 | - | - | 14 |
| - | - | 27 | 27 | - | - | - | - | 15 |
| 100,0 | 100,0 | 100,9 | 100,9 | 100,0 | 100,0 | x | x | 16 |
| 3 | - | 3143 | 3110 | 32 | 1 | - | - | 17 |
| 3 | - | 3189 | 3155 | 33 | 1 | - | - | 18 |
| - | - | 46 | 45 | 1 | - | - | - | 19 |
| 100,0 | x | 101,5 | 101,4 | 103,1 | 100,0 | x | x | 20 |
| 12 | - | 5380 | 5344 | 34 | 2 | - | - | 21 |
| 11 | 1 | 5418 | 5380 | 36 | 2 | - | - | 22 |
| -1 | 1 | 38 | 36 | 2 | - | - | - | 23 |
| 91,7 | x | 100,7 | 100,7 | 105,9 | 100,0 | x | x | 24 |
| 2 | 3 | 225 | 222 | 3 | - | - | - | 25 |
| 2 | 4 | 234 | 231 | 3 | - | - | - | 26 |
| - | 1 | 9 | 9 | - | - | - | - | 27 |
| 100,0 | 133,3 | 104,0 | 104,1 | 100,0 | x | x | x | 28 |
| 4 | - | 1286 | 1268 | 18 | - | - | - | 29 |
| 3 | - | 1283 | 1264 | 19 | - | - | - | 30 |
| -1 | - | -3 | -4 | 1 | - | - | - | 31 |
| 75,0 | x | 99,8 | 99,7 | 105,6 | x | x | x | 32 |
| - | - | 65 | 65 | - | - | - | - | 33 |
| - | - | 68 | 67 | 1 | - | - | - | 34 |
| - | - | 3 | 2 | 1 | - | - | - | 35 |
| x | x | 104,6 | 103,1 | x | x | x | x | 36 |

TABL. 1. **PODMIOTY GOSPODARKI NARODOWEJ WEDŁUG PRZEWIDYWANEJ LICZBY PRACUJĄCYCH¹ ORAZ ENTITIES OF THE NATIONAL ECONOMY BY EXPECTED NUMBER OF EMPLOYED PERSONS¹**

| Lp. No. | WYSZCZEGÓLNIENIE SPECIFICATION a – 31 XII 2013 b – 31 XII 2014 c – przyrost/spadek increase/decrease d – 2013 = 100 | Ogółem Total | | | | | |
|------------|---|-----------------|---|--------------|--------------|--------------|---|
| | | razem total | 0–9 pracujących employed persons | 10–49 | 50–249 | 250–999 | 1000 pracują- cych i więcej employed persons and more |
| | Przemysł (dok.) Industry (cont.) | | | | | | |
| | Dostawa wody; gospodarowanie ściekami i odpadami; rekultywacja ^Δ (dok.) <i>Water supply; sewerage, waste management and remediation activities (cont.)</i> | | | | | | |
| 1 | odprowadzanie i oczyszczanie ścieków..... a | 528 | 502 | 15 | 10 | 1 | – |
| 2 | sewerage b | 524 | 497 | 16 | 10 | 1 | – |
| 3 | c | -4 | -5 | 1 | – | – | – |
| 4 | d | 99,2 | 99,0 | 106,7 | 100,0 | 100,0 | x |
| 5 | gospodarka odpadami; odzysk surowców ^Δ a | 1427 | 1273 | 124 | 26 | 4 | – |
| 6 | waste collection, treatment and disposal activities; b | 1475 | 1313 | 132 | 27 | 3 | – |
| 7 | materials recovery c | 48 | 40 | 8 | 1 | -1 | – |
| 8 | d | 103,4 | 103,1 | 106,5 | 103,8 | 75,0 | x |
| 9 | rekultywacja ^Δ a | 121 | 116 | 2 | 3 | – | – |
| 10 | remediation activities ^Δ b | 129 | 124 | 3 | 2 | – | – |
| 11 | c | 8 | 8 | 1 | -1 | – | – |
| 12 | d | 106,6 | 106,9 | 150,0 | 66,7 | x | x |
| 13 | Budownictwo..... a | 71235 | 68319 | 2518 | 357 | 27 | 14 |
| 14 | Construction b | 71751 | 68758 | 2592 | 359 | 27 | 15 |
| 15 | c | 516 | 439 | 74 | 2 | – | 1 |
| 16 | d | 100,7 | 100,6 | 102,9 | 100,6 | 100,0 | 107,1 |
| 17 | Budowa budynków ^Δ a | 25507 | 23932 | 1361 | 198 | 10 | 6 |
| 18 | Construction of buildings b | 25933 | 24317 | 1401 | 199 | 9 | 7 |
| 19 | c | 426 | 385 | 40 | 1 | -1 | 1 |
| 20 | d | 101,7 | 101,6 | 102,9 | 100,5 | 90,0 | 116,7 |
| 21 | Budowa obiektów inżynierii lądowej i wodnej ^Δ a | 3477 | 3122 | 266 | 71 | 12 | 6 |
| 22 | Civil engineering b | 3581 | 3219 | 270 | 74 | 12 | 6 |
| 23 | c | 104 | 97 | 4 | 3 | – | – |
| 24 | d | 103,0 | 103,1 | 101,5 | 104,2 | 100,0 | 100,0 |
| 25 | Roboty budowlane specjalistyczne..... a | 42251 | 41265 | 891 | 88 | 5 | 2 |
| 26 | Specialised construction activities b | 42237 | 41222 | 921 | 86 | 6 | 2 |
| 27 | c | -14 | -43 | 30 | -2 | 1 | – |
| 28 | d | 100,0 | 99,9 | 103,4 | 97,7 | 120,0 | 100,0 |
| 29 | Handel; naprawa pojazdów samochodowych^Δ a | 190309 | 184282 | 5191 | 708 | 105 | 23 |
| 30 | Trade; repair of motor vehicles^Δ b | 192347 | 186242 | 5291 | 689 | 102 | 23 |
| 31 | c | 2038 | 1960 | 100 | -19 | -3 | – |
| 32 | d | 101,1 | 101,1 | 101,9 | 97,3 | 97,1 | 100,0 |

1 Przewidywana liczba pracujących podawana przy pierwszym zgłoszeniu o wpis do rejestru REGON. Nie ma ustawowego

1 Expected number of employed persons declared at the moment of registration to REGON register. There is no legal obligation to

SEKCJI I DZIAŁÓW POLSKIEJ KLASYFIKACJI DZIAŁALNOŚCI (cd.)

AND BY SECTIONS AND DIVISIONS OF THE POLISH CLASSIFICATION OF ACTIVITIES (cont.)

| Sektor publiczny <i>Public sector</i> | | | | | | Sektor <i>Private</i> | | | |
|--|---|-------------|--------------|--------------|--|--------------------------|---|--------------|--------------|
| razem <i>total</i> | 0–9 pracujących <i>employed persons</i> | 10–49 | 50–249 | 250–999 | 1000 pracują- cych i więcej <i>employed persons and more</i> | razem <i>total</i> | 0–9 pracujących <i>employed persons</i> | 10–49 | 50–249 |
| 22 | 5 | 9 | 7 | 1 | – | 506 | 497 | 6 | 3 |
| 21 | 4 | 9 | 7 | 1 | – | 503 | 493 | 7 | 3 |
| -1 | -1 | – | – | – | – | -3 | -4 | 1 | – |
| 95,5 | 80,0 | 100,0 | 100,0 | 100,0 | x | 99,4 | 99,2 | 116,7 | 100,0 |
| 30 | 7 | 12 | 11 | – | – | 1397 | 1266 | 112 | 15 |
| 29 | 6 | 12 | 11 | – | – | 1446 | 1307 | 120 | 16 |
| -1 | -1 | – | – | – | – | 49 | 41 | 8 | 1 |
| 96,7 | 85,7 | 100,0 | 100,0 | x | x | 103,5 | 103,2 | 107,1 | 106,7 |
| 3 | 2 | – | 1 | – | – | 118 | 114 | 2 | 2 |
| 2 | 1 | – | 1 | – | – | 127 | 123 | 3 | 1 |
| -1 | -1 | – | – | – | – | 9 | 9 | 1 | -1 |
| 66,7 | 50,0 | x | 100,0 | x | x | 107,6 | 107,9 | 150,0 | 50,0 |
| 105 | 56 | 25 | 18 | 5 | 1 | 71130 | 68263 | 2493 | 339 |
| 99 | 52 | 23 | 18 | 5 | 1 | 71617 | 68671 | 2569 | 341 |
| -6 | -4 | -2 | – | – | – | 487 | 408 | 76 | 2 |
| 94,3 | 92,9 | 92,0 | 100,0 | 100,0 | 100,0 | 100,7 | 100,6 | 103,0 | 100,6 |
| 64 | 45 | 11 | 8 | – | – | 25443 | 23887 | 1350 | 190 |
| 59 | 41 | 10 | 8 | – | – | 25849 | 24251 | 1391 | 191 |
| -5 | -4 | -1 | – | – | – | 406 | 364 | 41 | 1 |
| 92,2 | 91,1 | 90,9 | 100,0 | x | x | 101,6 | 101,5 | 103,0 | 100,5 |
| 31 | 6 | 11 | 8 | 5 | 1 | 3446 | 3116 | 255 | 63 |
| 32 | 7 | 11 | 8 | 5 | 1 | 3549 | 3212 | 259 | 66 |
| 1 | 1 | – | – | – | – | 103 | 96 | 4 | 3 |
| 103,2 | 116,7 | 100,0 | 100,0 | 100,0 | 100,0 | 103,0 | 103,1 | 101,6 | 104,8 |
| 10 | 5 | 3 | 2 | – | – | 42241 | 41260 | 888 | 86 |
| 8 | 4 | 2 | 2 | – | – | 42219 | 41208 | 919 | 84 |
| -2 | -1 | -1 | – | – | – | -22 | -52 | 31 | -2 |
| 80,0 | 80,0 | 66,7 | 100,0 | x | x | 99,9 | 99,9 | 103,5 | 97,7 |
| 93 | 61 | 20 | 9 | 3 | – | 190216 | 184221 | 5171 | 699 |
| 90 | 61 | 16 | 9 | 4 | – | 192169 | 186093 | 5275 | 680 |
| -3 | – | -4 | – | 1 | – | 1953 | 1872 | 104 | -19 |
| 96,8 | 100,0 | 80,0 | 100,0 | 133,3 | x | 101,0 | 101,0 | 102,0 | 97,3 |

obowiązku aktualizacji tej informacji przez podmiot.

update this information by the entity.

| prywatny | | | | | | | | Lp. No. |
|--------------|--|--|---|--------------|--------------|----------|--|------------|
| sector | | | | | | | | |
| 250-999 | 1000 pracujących i więcej employed persons and more | w tym osoby fizyczne prowadzące działalność gospodarczą of which natural persons conducting economic activity | | | | | 1000 pracujących i więcej employed persons and more | |
| | | razem total | 0-9 pracujących employed persons | 10-49 | 50-249 | 250-999 | | |
| - | - | 454 | 453 | 1 | - | - | - | 1 |
| - | - | 446 | 445 | 1 | - | - | - | 2 |
| - | - | -8 | -8 | - | - | - | - | 3 |
| x | x | 98,2 | 98,2 | 100,0 | x | x | x | 4 |
| 4 | - | 719 | 702 | 17 | - | - | - | 5 |
| 3 | - | 722 | 705 | 17 | - | - | - | 6 |
| -1 | - | 3 | 3 | - | - | - | - | 7 |
| 75,0 | x | 100,4 | 100,4 | 100,0 | x | x | x | 8 |
| - | - | 48 | 48 | - | - | - | - | 9 |
| - | - | 47 | 47 | - | - | - | - | 10 |
| - | - | -1 | -1 | - | - | - | - | 11 |
| x | x | 97,9 | 97,9 | x | x | x | x | 12 |
| 22 | 13 | 54403 | 53560 | 814 | 29 | - | - | 13 |
| 22 | 14 | 53986 | 53109 | 847 | 29 | - | 1 | 14 |
| - | 1 | -417 | -451 | 33 | - | - | 1 | 15 |
| 100,0 | 107,7 | 99,2 | 99,2 | 104,1 | 100,0 | x | x | 16 |
| 10 | 6 | 14450 | 14087 | 344 | 19 | - | - | 17 |
| 9 | 7 | 14250 | 13866 | 364 | 19 | - | 1 | 18 |
| -1 | 1 | -200 | -221 | 20 | - | - | 1 | 19 |
| 90,0 | 116,7 | 98,6 | 98,4 | 105,8 | 100,0 | x | x | 20 |
| 7 | 5 | 2421 | 2338 | 80 | 3 | - | - | 21 |
| 7 | 5 | 2436 | 2358 | 75 | 3 | - | - | 22 |
| - | - | 15 | 20 | -5 | - | - | - | 23 |
| 100,0 | 100,0 | 100,6 | 100,9 | 93,8 | 100,0 | x | x | 24 |
| 5 | 2 | 37532 | 37135 | 390 | 7 | - | - | 25 |
| 6 | 2 | 37300 | 36885 | 408 | 7 | - | - | 26 |
| 1 | - | -232 | -250 | 18 | - | - | - | 27 |
| 120,0 | 100,0 | 99,4 | 99,3 | 104,6 | 100,0 | x | x | 28 |
| 102 | 23 | 130965 | 129969 | 965 | 31 | - | - | 29 |
| 98 | 23 | 130007 | 128971 | 1007 | 29 | - | - | 30 |
| -4 | - | -958 | -998 | 42 | -2 | - | - | 31 |
| 96,1 | 100,0 | 99,3 | 99,2 | 104,4 | 93,5 | x | x | 32 |

TABL. 1. PODMIOTY GOSPODARKI NARODOWEJ WEDŁUG PRZEWIDYWANEJ LICZBY PRACUJĄCYCH¹ ORAZ ENTITIES OF THE NATIONAL ECONOMY BY EXPECTED NUMBER OF EMPLOYED PERSONS¹

| Lp. No. | WYSZCZEGÓLNIENIE SPECIFICATION a – 31 XII 2013 b – 31 XII 2014 c – przyrost/spadek increase/decrease d – 2013 = 100 | Ogółem Total | | | | | | |
|------------|---|-----------------|---|--------------|------------|------------|---|-----------|
| | | razem total | 0–9 pracujących employed persons | 10–49 | 50–249 | 250–999 | 1000 pracują- cych i więcej employed persons and more | |
| | Handel; naprawa pojazdów samochodowych^Δ (dok.) Trade; repair of motor vehicles^Δ (cont.) | | | | | | | |
| 1 | Handel hurtowy i detaliczny pojazdami | a | 23684 | 23053 | 552 | 73 | 5 | 1 |
| 2 | samochodowymi oraz ich naprawa ^Δ | b | 24288 | 23660 | 552 | 70 | 5 | 1 |
| 3 | Wholesale and retail trade and repair of motor | c | 604 | 607 | – | -3 | – | – |
| 4 | vehicles and motorcycles | d | 102,6 | 102,6 | 100,0 | 95,9 | 100,0 | 100,0 |
| 7 | Handel hurtowy ^Δ | a | 65432 | 62008 | 2972 | 383 | 59 | 10 |
| 8 | Wholesale trade ^Δ | b | 67213 | 63755 | 3019 | 369 | 60 | 10 |
| 9 | | c | 1781 | 1747 | 47 | -14 | 1 | – |
| 10 | | d | 102,7 | 102,8 | 101,6 | 96,3 | 101,7 | 100,0 |
| 11 | Handel detaliczny ^Δ | a | 101193 | 99221 | 1667 | 252 | 41 | 12 |
| 12 | Retail trade ^Δ | b | 100846 | 98827 | 1720 | 250 | 37 | 12 |
| 13 | | c | -347 | -394 | 53 | -2 | -4 | – |
| 14 | | d | 99,7 | 99,6 | 103,2 | 99,2 | 90,2 | 100,0 |
| 15 | Transport i gospodarka magazynowa..... | a | 45052 | 44096 | 764 | 134 | 40 | 18 |
| 16 | Transportation and storage | b | 45031 | 44063 | 773 | 135 | 42 | 18 |
| 17 | | c | -21 | -33 | 9 | 1 | 2 | – |
| 18 | | d | 100,0 | 99,9 | 101,2 | 100,7 | 105,0 | 100,0 |
| 19 | Transport lądowy i rurociągowy ^Δ | a | 40090 | 39417 | 550 | 85 | 29 | 9 |
| 20 | Land and pipeline transport ^Δ | b | 39727 | 39048 | 556 | 85 | 29 | 9 |
| 21 | | c | -363 | -369 | 6 | – | – | – |
| 22 | | d | 99,1 | 99,1 | 101,1 | 100,0 | 100,0 | 100,0 |
| 23 | Transport wodny..... | a | 92 | 87 | 5 | – | – | – |
| 24 | Water transport | b | 106 | 100 | 6 | – | – | – |
| 25 | | c | 14 | 13 | 1 | – | – | – |
| 26 | | d | 115,2 | 114,9 | 120,0 | x | x | x |
| 27 | Transport lotniczy..... | a | 260 | 236 | 18 | 5 | – | 1 |
| 28 | Air transport | b | 305 | 281 | 18 | 5 | – | 1 |
| 29 | | c | 45 | 45 | – | – | – | – |
| 30 | | d | 117,3 | 119,1 | 100,0 | 100,0 | x | 100,0 |
| 31 | Magazynowanie i działalność usługowa | a | 3491 | 3258 | 180 | 37 | 9 | 7 |
| 32 | wspomagająca transport | b | 3738 | 3502 | 180 | 38 | 11 | 7 |
| 33 | Warehousing and support activities | c | 247 | 244 | – | 1 | 2 | – |
| 34 | for transportation | d | 107,1 | 107,5 | 100,0 | 102,7 | 122,2 | 100,0 |
| 35 | Działalność pocztowa i kurierska..... | a | 1119 | 1098 | 11 | 7 | 2 | 1 |
| 36 | Postal and courier activities | b | 1155 | 1132 | 13 | 7 | 2 | 1 |
| 37 | | c | 36 | 34 | 2 | – | – | – |
| 38 | | d | 103,2 | 103,1 | 118,2 | 100,0 | 100,0 | 100,0 |

1 Przewidywana liczba pracujących podawana przy pierwszym zgłoszeniu o wpis do rejestru REGON. Nie ma ustawowego

1 Expected number of employed persons declared at the moment of registration to REGON register. There is no legal obligation to

SEKCJI I DZIAŁÓW POLSKIEJ KLASYFIKACJI DZIAŁALNOŚCI (cd.)

AND BY SECTIONS AND DIVISIONS OF THE POLISH CLASSIFICATION OF ACTIVITIES (cont.)

| Sektor publiczny <i>Public sector</i> | | | | | | Sektor <i>Private</i> | | | |
|--|---|--------------|--------------|--------------|--|--------------------------|---|--------------|--------------|
| razem <i>total</i> | 0–9 pracujących <i>employed persons</i> | 10–49 | 50–249 | 250–999 | 1000 pracują- cych i więcej <i>employed persons and more</i> | razem <i>total</i> | 0–9 pracujących <i>employed persons</i> | 10–49 | 50–249 |
| 2 | – | 1 | 1 | – | – | 23682 | 23053 | 551 | 72 |
| 2 | – | 1 | 1 | – | – | 24280 | 23654 | 551 | 69 |
| – | – | – | – | – | – | 598 | 601 | – | -3 |
| 100,0 | x | 100,0 | 100,0 | x | x | 102,5 | 102,6 | 100,0 | 95,8 |
| 65 | 47 | 11 | 4 | 3 | – | 65367 | 61961 | 2961 | 379 |
| 62 | 46 | 8 | 4 | 4 | – | 67105 | 63663 | 3011 | 365 |
| -3 | -1 | -3 | – | 1 | – | 1738 | 1702 | 50 | -14 |
| 95,4 | 97,9 | 72,7 | 100,0 | 133,3 | x | 102,7 | 102,7 | 101,7 | 96,3 |
| 26 | 14 | 8 | 4 | – | – | 101167 | 99207 | 1659 | 248 |
| 26 | 15 | 7 | 4 | – | – | 100784 | 98776 | 1713 | 246 |
| – | 1 | -1 | – | – | – | -383 | -431 | 54 | -2 |
| 100,0 | 107,1 | 87,5 | 100,0 | x | x | 99,6 | 99,6 | 103,3 | 99,2 |
| 72 | 18 | 16 | 12 | 13 | 13 | 44980 | 44078 | 748 | 122 |
| 72 | 17 | 16 | 13 | 13 | 13 | 44938 | 44025 | 757 | 122 |
| – | -1 | – | 1 | – | – | -42 | -53 | 9 | – |
| 100,0 | 94,4 | 100,0 | 108,3 | 100,0 | 100,0 | 99,9 | 99,9 | 101,2 | 100,0 |
| 38 | 6 | 2 | 11 | 11 | 8 | 40052 | 39411 | 548 | 74 |
| 38 | 6 | 2 | 11 | 11 | 8 | 39680 | 39033 | 554 | 74 |
| – | – | – | – | – | – | -372 | -378 | 6 | – |
| 100,0 | 100,0 | 100,0 | 100,0 | 100,0 | 100,0 | 99,1 | 99,0 | 101,1 | 100,0 |
| – | – | – | – | – | – | 92 | 87 | 5 | – |
| – | – | – | – | – | – | 106 | 100 | 6 | – |
| – | – | – | – | – | – | 14 | 13 | 1 | – |
| x | x | x | x | x | x | 115,2 | 114,9 | 120,0 | x |
| 1 | – | – | – | – | 1 | 259 | 236 | 18 | 5 |
| 1 | – | – | – | – | 1 | 303 | 280 | 18 | 5 |
| – | – | – | – | – | – | 44 | 44 | – | – |
| 100,0 | x | x | x | x | 100,0 | 117,0 | 118,6 | 100,0 | 100,0 |
| 32 | 12 | 14 | 1 | 1 | 4 | 3459 | 3246 | 166 | 36 |
| 32 | 11 | 14 | 2 | 1 | 4 | 3699 | 3484 | 166 | 36 |
| – | -1 | – | 1 | – | – | 240 | 238 | – | – |
| 100,0 | 91,7 | 100,0 | 200,0 | 100,0 | 100,0 | 106,9 | 107,3 | 100,0 | 100,0 |
| 1 | – | – | – | 1 | – | 1118 | 1098 | 11 | 7 |
| 1 | – | – | – | 1 | – | 1150 | 1128 | 13 | 7 |
| – | – | – | – | – | – | 32 | 30 | 2 | – |
| 100,0 | x | x | x | 100,0 | x | 102,9 | 102,7 | 118,2 | 100,0 |

obowiązku aktualizacji tej informacji przez podmiot.

update this information by the entity.

| prywatny | | | | | | | | Lp. No. |
|--------------|--|--|---|--------------|-------------|--------------|--|------------|
| sector | | | | | | | | |
| 250-999 | 1000 pracujących i więcej employed persons and more | w tym osoby fizyczne prowadzące działalność gospodarczą of which natural persons conducting economic activity | | | | | 1000 pracujących i więcej employed persons and more | |
| | | razem total | 0-9 pracujących employed persons | 10-49 | 50-249 | 250-999 | | |
| 5 | 1 | 19302 | 19131 | 167 | 4 | - | - | 1 |
| 5 | 1 | 19742 | 19561 | 177 | 4 | - | - | 2 |
| - | - | 440 | 430 | 10 | - | - | - | 3 |
| 100,0 | 100,0 | 102,3 | 102,2 | 106,0 | 100,0 | x | x | 4 |
| 56 | 10 | 30549 | 30151 | 374 | 24 | - | - | 7 |
| 56 | 10 | 30388 | 29978 | 387 | 23 | - | - | 8 |
| - | - | -161 | -173 | 13 | -1 | - | - | 9 |
| 100,0 | 100,0 | 99,5 | 99,4 | 103,5 | 95,8 | x | x | 10 |
| 41 | 12 | 81114 | 80687 | 424 | 3 | - | - | 11 |
| 37 | 12 | 79877 | 79432 | 443 | 2 | - | - | 12 |
| -4 | - | -1237 | -1255 | 19 | -1 | - | - | 13 |
| 90,2 | 100,0 | 98,5 | 98,4 | 104,5 | 66,7 | x | x | 14 |
| 27 | 5 | 39510 | 39227 | 269 | 13 | 1 | - | 15 |
| 29 | 5 | 39101 | 38817 | 272 | 11 | 1 | - | 16 |
| 2 | - | -409 | -410 | 3 | -2 | - | - | 17 |
| 107,4 | 100,0 | 99,0 | 99,0 | 101,1 | 84,6 | 100,0 | x | 18 |
| 18 | 1 | 36223 | 35970 | 240 | 12 | 1 | - | 19 |
| 18 | 1 | 35616 | 35363 | 242 | 10 | 1 | - | 20 |
| - | - | -607 | -607 | 2 | -2 | - | - | 21 |
| 100,0 | 100,0 | 98,3 | 98,3 | 100,8 | 83,3 | 100,0 | x | 22 |
| - | - | 52 | 51 | 1 | - | - | - | 23 |
| - | - | 59 | 57 | 2 | - | - | - | 24 |
| - | - | 7 | 6 | 1 | - | - | - | 25 |
| x | x | 113,5 | 111,8 | 200,0 | x | x | x | 26 |
| - | - | 115 | 115 | - | - | - | - | 27 |
| - | - | 152 | 152 | - | - | - | - | 28 |
| - | - | 37 | 37 | - | - | - | - | 29 |
| x | x | 132,2 | 132,2 | x | x | x | x | 30 |
| 8 | 3 | 2108 | 2082 | 25 | 1 | - | - | 31 |
| 10 | 3 | 2244 | 2219 | 24 | 1 | - | - | 32 |
| 2 | - | 136 | 137 | -1 | - | - | - | 33 |
| 125,0 | 100,0 | 106,5 | 106,6 | 96,0 | 100,0 | x | x | 34 |
| 1 | 1 | 1012 | 1009 | 3 | - | - | - | 35 |
| 1 | 1 | 1030 | 1026 | 4 | - | - | - | 36 |
| - | - | 18 | 17 | 1 | - | - | - | 37 |
| 100,0 | 100,0 | 101,8 | 101,7 | 133,3 | x | x | x | 38 |

TABL. 1. PODMIOTY GOSPODARKI NARODOWEJ WEDŁUG PRZEWIDYWANEJ LICZBY PRACUJĄCYCH¹ ORAZ ENTITIES OF THE NATIONAL ECONOMY BY EXPECTED NUMBER OF EMPLOYED PERSONS¹

| Lp. No. | WYSZCZEGÓLNIENIE SPECIFICATION a – 31 XII 2013 b – 31 XII 2014 c – przyrost/spadek increase/decrease d – 2013 = 100 | Ogółem Total | | | | | | |
|------------|---|-----------------|---|-------|--------|---------|---|-------|
| | | razem total | 0–9 pracujących employed persons | 10–49 | 50–249 | 250–999 | 1000 pracują- cych i więcej employed persons and more | |
| | | | | | | | | |
| 1 | Zakwaterowanie i gastronomia ^Δ | a | 18046 | 17159 | 811 | 56 | 16 | 4 |
| 2 | Accommodation and catering ^Δ | b | 18710 | 17779 | 854 | 58 | 15 | 4 |
| 3 | | c | 664 | 620 | 43 | 2 | -1 | - |
| 4 | | d | 103,7 | 103,6 | 105,3 | 103,6 | 93,8 | 100,0 |
| 5 | Zakwaterowanie..... | a | 2390 | 2162 | 188 | 27 | 11 | 2 |
| 6 | Accommodation | b | 2588 | 2350 | 198 | 27 | 11 | 2 |
| 7 | | c | 198 | 188 | 10 | - | - | - |
| 8 | | d | 108,3 | 108,7 | 105,3 | 100,0 | 100,0 | 100,0 |
| 9 | Gastronomia ^Δ | a | 15656 | 14997 | 623 | 29 | 5 | 2 |
| 10 | Catering ^Δ | b | 16122 | 15429 | 656 | 31 | 4 | 2 |
| 11 | | c | 466 | 432 | 33 | 2 | -1 | - |
| 12 | | d | 103,0 | 102,9 | 105,3 | 106,9 | 80,0 | 100,0 |
| 13 | Informacja i komunikacja..... | a | 36353 | 35164 | 998 | 147 | 31 | 13 |
| 14 | Information and communication | b | 38939 | 37720 | 1025 | 148 | 33 | 13 |
| 15 | | c | 2586 | 2556 | 27 | 1 | 2 | - |
| 16 | | d | 107,1 | 107,3 | 102,7 | 100,7 | 106,5 | 100,0 |
| 17 | Działalność wydawnicza..... | a | 5508 | 5154 | 290 | 49 | 11 | 4 |
| 18 | Publishing activities | b | 5472 | 5119 | 294 | 46 | 9 | 4 |
| 19 | | c | -36 | -35 | 4 | -3 | -2 | - |
| 20 | | d | 99,3 | 99,3 | 101,4 | 93,9 | 81,8 | 100,0 |
| 21 | Produkcja filmów, programów telewizyjnych i nagrań ^Δ | a | 4752 | 4641 | 99 | 8 | 4 | - |
| 22 | | b | 5065 | 4945 | 105 | 9 | 6 | - |
| 23 | Motion, sound and music publishing activities ^Δ | c | 313 | 304 | 6 | 1 | 2 | - |
| 24 | | d | 106,6 | 106,6 | 106,1 | 112,5 | 150,0 | x |
| 25 | Nadawanie programów ogólnodostępnych i abonamentowych | a | 295 | 241 | 43 | 4 | 3 | 4 |
| 26 | | b | 295 | 240 | 44 | 4 | 3 | 4 |
| 27 | Broadcasting public and licence programmes | c | - | -1 | 1 | - | - | - |
| 28 | | d | 100,0 | 99,6 | 102,3 | 100,0 | 100,0 | 100,0 |
| 29 | Telekomunikacja..... | a | 2106 | 1978 | 101 | 20 | 4 | 3 |
| 30 | Telecommunication | b | 2120 | 1985 | 107 | 20 | 5 | 3 |
| 31 | | c | 14 | 7 | 6 | - | 1 | - |
| 32 | | d | 100,7 | 100,4 | 105,9 | 100,0 | 125,0 | 100,0 |
| 33 | Działalność związana z oprogramowaniem i doradztwo w zakresie informatyki ^Δ | a | 18295 | 17877 | 360 | 52 | 4 | 2 |
| 34 | | b | 20451 | 20023 | 368 | 53 | 5 | 2 |
| 35 | Software activities and computer consultancy activities | c | 2156 | 2146 | 8 | 1 | 1 | - |
| 36 | | d | 111,8 | 112,0 | 102,2 | 101,9 | 125,0 | 100,0 |
| 37 | Działalność usługowa w zakresie informacji..... | a | 5397 | 5273 | 105 | 14 | 5 | - |
| 38 | Information service activities | b | 5536 | 5408 | 107 | 16 | 5 | - |
| 39 | | c | 139 | 135 | 2 | 2 | - | - |
| 40 | | d | 102,6 | 102,6 | 101,9 | 114,3 | 100,0 | x |

1 Przewidywana liczba pracujących podawana przy pierwszym zgłoszeniu o wpis do rejestru REGON. Nie ma ustawowego
1 Expected number of employed persons declared at the moment of registration to REGON register. There is no legal obligation to

SEKCJI I DZIAŁÓW POLSKIEJ KLASYFIKACJI DZIAŁALNOŚCI (cd.)

AND BY SECTIONS AND DIVISIONS OF THE POLISH CLASSIFICATION OF ACTIVITIES (cont.)

| Sektor publiczny <i>Public sector</i> | | | | | | Sektor <i>Private</i> | | | |
|--|---|-------|--------|---------|--|--------------------------|---|-------|--------|
| razem <i>total</i> | 0-9 pracujących <i>employed persons</i> | 10-49 | 50-249 | 250-999 | 1000 pracują- cych i więcej <i>employed persons and more</i> | razem <i>total</i> | 0-9 pracujących <i>employed persons</i> | 10-49 | 50-249 |
| 71 | 34 | 32 | 2 | 2 | 1 | 17975 | 17125 | 779 | 54 |
| 73 | 35 | 33 | 2 | 2 | 1 | 18630 | 17737 | 821 | 56 |
| 2 | 1 | 1 | - | - | - | 655 | 612 | 42 | 2 |
| 102,8 | 102,9 | 103,1 | 100,0 | 100,0 | 100,0 | 103,6 | 103,6 | 105,4 | 103,7 |
| 67 | 31 | 31 | 2 | 2 | 1 | 2323 | 2131 | 157 | 25 |
| 68 | 32 | 31 | 2 | 2 | 1 | 2519 | 2317 | 167 | 25 |
| 1 | 1 | - | - | - | - | 196 | 186 | 10 | - |
| 101,5 | 103,2 | 100,0 | 100,0 | 100,0 | 100,0 | 108,4 | 108,7 | 106,4 | 100,0 |
| 4 | 3 | 1 | - | - | - | 15652 | 14994 | 622 | 29 |
| 5 | 3 | 2 | - | - | - | 16111 | 15420 | 654 | 31 |
| 1 | - | 1 | - | - | - | 459 | 426 | 32 | 2 |
| 125,0 | 100,0 | 200,0 | x | x | x | 102,9 | 102,8 | 105,1 | 106,9 |
| 59 | 27 | 17 | 7 | 6 | 2 | 36294 | 35137 | 981 | 140 |
| 60 | 26 | 18 | 7 | 7 | 2 | 38835 | 37650 | 1007 | 141 |
| 1 | -1 | 1 | - | 1 | - | 2541 | 2513 | 26 | 1 |
| 101,7 | 96,3 | 105,9 | 100,0 | 116,7 | 100,0 | 107,0 | 107,2 | 102,7 | 100,7 |
| 15 | 10 | 5 | - | - | - | 5493 | 5144 | 285 | 49 |
| 14 | 9 | 5 | - | - | - | 5455 | 5107 | 289 | 46 |
| -1 | -1 | - | - | - | - | -38 | -37 | 4 | -3 |
| 93,3 | 90,0 | 100,0 | x | x | x | 99,3 | 99,3 | 101,4 | 93,9 |
| 20 | 12 | 6 | 1 | 1 | - | 4732 | 4629 | 93 | 7 |
| 19 | 11 | 6 | 1 | 1 | - | 5045 | 4933 | 99 | 8 |
| -1 | -1 | - | - | - | - | 313 | 304 | 6 | 1 |
| 95,0 | 91,7 | 100,0 | 100,0 | 100,0 | x | 106,6 | 106,6 | 106,5 | 114,3 |
| 3 | - | - | 1 | - | 2 | 292 | 241 | 43 | 3 |
| 3 | - | - | 1 | - | 2 | 292 | 240 | 44 | 3 |
| - | - | - | - | - | - | - | -1 | 1 | - |
| 100,0 | x | x | 100,0 | x | 100,0 | 100,0 | 99,6 | 102,3 | 100,0 |
| 3 | - | 1 | 1 | 1 | - | 2103 | 1978 | 100 | 19 |
| 4 | - | 1 | 1 | 2 | - | 2113 | 1982 | 106 | 19 |
| 1 | - | - | - | 1 | - | 10 | 4 | 6 | - |
| 133,3 | x | 100,0 | 100,0 | 200,0 | x | 100,5 | 100,2 | 106,0 | 100,0 |
| 8 | 2 | 4 | 2 | - | - | 18287 | 17875 | 356 | 50 |
| 10 | 3 | 5 | 2 | - | - | 20423 | 20002 | 363 | 51 |
| 2 | 1 | 1 | - | - | - | 2136 | 2127 | 7 | 1 |
| 125,0 | 150,0 | 125,0 | 100,0 | x | x | 111,7 | 111,9 | 102,0 | 102,0 |
| 10 | 3 | 1 | 2 | 4 | - | 5387 | 5270 | 104 | 12 |
| 10 | 3 | 1 | 2 | 4 | - | 5507 | 5386 | 106 | 14 |
| - | - | - | - | - | - | 120 | 116 | 2 | 2 |
| 100,0 | 100,0 | 100,0 | 100,0 | 100,0 | x | 102,2 | 102,2 | 101,9 | 116,7 |

obowiązku aktualizacji tej informacji przez podmiot.

update this information by the entity.

| prywatny | | | | | | | | Lp. No. |
|----------|--|--|---|-------|--------|---------|--|------------|
| sector | | | | | | | | |
| 250-999 | 1000 pracujących i więcej employed persons and more | w tym osoby fizyczne prowadzące działalność gospodarczą of which natural persons conducting economic activity | | | | | 1000 pracujących i więcej employed persons and more | |
| | | razem total | 0-9 pracujących employed persons | 10-49 | 50-249 | 250-999 | | |
| 14 | 3 | 12135 | 11930 | 198 | 6 | 1 | - | 1 |
| 13 | 3 | 12333 | 12117 | 208 | 7 | 1 | - | 2 |
| -1 | - | 198 | 187 | 10 | 1 | - | - | 3 |
| 92,9 | 100,0 | 101,6 | 101,6 | 105,1 | 116,7 | 100,0 | x | 4 |
| 9 | 1 | 1431 | 1385 | 45 | 1 | - | - | 5 |
| 9 | 1 | 1532 | 1482 | 49 | 1 | - | - | 6 |
| - | - | 101 | 97 | 4 | - | - | - | 7 |
| 100,0 | 100,0 | 107,1 | 107,0 | 108,9 | 100,0 | x | x | 8 |
| 5 | 2 | 10704 | 10545 | 153 | 5 | 1 | - | 9 |
| 4 | 2 | 10801 | 10635 | 159 | 6 | 1 | - | 10 |
| -1 | - | 97 | 90 | 6 | 1 | - | - | 11 |
| 80,0 | 100,0 | 100,9 | 100,9 | 103,9 | 120,0 | 100,0 | x | 12 |
| 25 | 11 | 23568 | 23499 | 68 | 1 | - | - | 13 |
| 26 | 11 | 25120 | 25046 | 73 | 1 | - | - | 14 |
| 1 | - | 1552 | 1547 | 5 | - | - | - | 15 |
| 104,0 | 100,0 | 106,6 | 106,6 | 107,4 | 100,0 | x | x | 16 |
| 11 | 4 | 2712 | 2689 | 22 | 1 | - | - | 17 |
| 9 | 4 | 2629 | 2609 | 19 | 1 | - | - | 18 |
| -2 | - | -83 | -80 | -3 | - | - | - | 19 |
| 81,8 | 100,0 | 96,9 | 97,0 | 86,4 | 100,0 | x | x | 20 |
| 3 | - | 3307 | 3293 | 14 | - | - | - | 21 |
| 5 | - | 3520 | 3505 | 15 | - | - | - | 22 |
| 2 | - | 213 | 212 | 1 | - | - | - | 23 |
| 166,7 | x | 106,4 | 106,4 | 107,1 | x | x | x | 24 |
| 3 | 2 | 70 | 70 | - | - | - | - | 25 |
| 3 | 2 | 69 | 69 | - | - | - | - | 26 |
| - | - | -1 | -1 | - | - | - | - | 27 |
| 100,0 | 100,0 | 98,6 | 98,6 | x | x | x | x | 28 |
| 3 | 3 | 1204 | 1199 | 5 | - | - | - | 29 |
| 3 | 3 | 1183 | 1175 | 8 | - | - | - | 30 |
| - | - | -21 | -24 | 3 | - | - | - | 31 |
| 100,0 | 100,0 | 98,3 | 98,0 | 160,0 | x | x | x | 32 |
| 4 | 2 | 13376 | 13354 | 22 | - | - | - | 33 |
| 5 | 2 | 14908 | 14883 | 25 | - | - | - | 34 |
| 1 | - | 1532 | 1529 | 3 | - | - | - | 35 |
| 125,0 | 100,0 | 111,5 | 111,4 | 113,6 | x | x | x | 36 |
| 1 | - | 2899 | 2894 | 5 | - | - | - | 37 |
| 1 | - | 2811 | 2805 | 6 | - | - | - | 38 |
| - | - | -88 | -89 | 1 | - | - | - | 39 |
| 100,0 | x | 97,0 | 96,9 | 120,0 | x | x | x | 40 |

TABL. 1. PODMIOTY GOSPODARKI NARODOWEJ WEDŁUG PRZEWIDYWANEJ LICZBY PRACUJĄCYCH¹ ORAZ ENTITIES OF THE NATIONAL ECONOMY BY EXPECTED NUMBER OF EMPLOYED PERSONS¹

| Lp. No. | WYSZCZEGÓLNIENIE SPECIFICATION a – 31 XII 2013 b – 31 XII 2014 c – przyrost/spadek increase/decrease d – 2013 = 100 | Ogółem Total | | | | | |
|------------|---|-----------------|---|-------------|------------|-----------|---|
| | | razem total | 0–9 pracujących employed persons | 10–49 | 50–249 | 250–999 | 1000 pracują- cych i więcej employed persons and more |
| 1 | Działalność finansowa i ubezpieczeniowa..... a | 24664 | 23979 | 468 | 153 | 42 | 22 |
| 2 | Financial and insurance activities b | 24668 | 23973 | 479 | 154 | 40 | 22 |
| 3 | c | 4 | -6 | 11 | 1 | -2 | - |
| 4 | d | 100,0 | 100,0 | 102,4 | 100,7 | 95,2 | 100,0 |
| 5 | Finansowa działalność usługowa ^Δ a | 6029 | 5641 | 265 | 85 | 20 | 18 |
| 6 | Financial service activities ^Δ b | 6456 | 6064 | 273 | 82 | 19 | 18 |
| 7 | c | 427 | 423 | 8 | -3 | -1 | - |
| 8 | d | 107,1 | 107,5 | 103,0 | 96,5 | 95,0 | 100,0 |
| 9 | Ubezpieczenia, reasekuracja i fundusze emerytalne ^Δ . a | 310 | 255 | 20 | 22 | 9 | 4 |
| 10 | Insurance, reinsurance and pension funding ^Δ b | 323 | 268 | 20 | 22 | 9 | 4 |
| 11 | c | 13 | 13 | - | - | - | - |
| 12 | d | 104,2 | 105,1 | 100,0 | 100,0 | 100,0 | 100,0 |
| 13 | Działalność wspomagająca usługi finansowe oraz | 18325 | 18083 | 183 | 46 | 13 | - |
| 14 | ubezpieczenia i fundusze emerytalne b | 17889 | 17641 | 186 | 50 | 12 | - |
| 15 | Activities auxiliary to financial services and c | -436 | -442 | 3 | 4 | -1 | - |
| 16 | insurance activities d | 97,6 | 97,6 | 101,6 | 108,7 | 92,3 | x |
| 17 | Obsługa rynku nieruchomości^Δ a | 30995 | 30246 | 587 | 139 | 20 | 3 |
| 18 | Real estate activities b | 32248 | 31490 | 597 | 139 | 20 | 2 |
| 19 | c | 1253 | 1244 | 10 | - | - | -1 |
| 20 | d | 104,0 | 104,1 | 101,7 | 100,0 | 100,0 | 66,7 |
| 21 | Działalność profesjonalna, naukowa i techniczna a | 92420 | 90429 | 1603 | 310 | 67 | 11 |
| 22 | Professional, scientific and technical activities b | 97766 | 95714 | 1659 | 317 | 65 | 11 |
| 23 | c | 5346 | 5285 | 56 | 7 | -2 | - |
| 24 | d | 105,8 | 105,8 | 103,5 | 102,3 | 97,0 | 100,0 |
| 25 | Działalność prawnicza, rachunkowo-księgowa | 22298 | 21912 | 336 | 41 | 9 | - |
| 26 | i doradztwo podatkowe b | 23991 | 23583 | 357 | 43 | 8 | - |
| 27 | Legal and accounting activities c | 1693 | 1671 | 21 | 2 | -1 | - |
| 28 | d | 107,6 | 107,6 | 106,3 | 104,9 | 88,9 | x |
| 29 | Działalność firm centralnych; doradztwo | 22691 | 22277 | 350 | 53 | 8 | 3 |
| 30 | w zarządzaniu ^Δ b | 24565 | 24132 | 368 | 55 | 7 | 3 |
| 31 | Activities of head offices; management consultancy c | 1874 | 1855 | 18 | 2 | -1 | - |
| 32 | activities d | 108,3 | 108,3 | 105,1 | 103,8 | 87,5 | 100,0 |
| 33 | Działalność w zakresie architektury i inżynierii; | 14949 | 14515 | 357 | 71 | 6 | - |
| 34 | badania i analizy techniczne b | 15291 | 14858 | 354 | 73 | 6 | - |
| 35 | Architectural and engineering activities; technical c | 342 | 343 | -3 | 2 | - | - |
| 36 | testing and analysis d | 102,3 | 102,4 | 99,2 | 102,8 | 100,0 | x |

1 Przewidywana liczba pracujących podawana przy pierwszym zgłoszeniu o wpis do rejestru REGON. Nie ma ustawowego

1 Expected number of employed persons declared at the moment of registration to REGON register. There is no legal obligation to

SEKCJI I DZIAŁÓW POLSKIEJ KLASYFIKACJI DZIAŁALNOŚCI (cd.)

AND BY SECTIONS AND DIVISIONS OF THE POLISH CLASSIFICATION OF ACTIVITIES (cont.)

| Sektor publiczny <i>Public sector</i> | | | | | | Sektor <i>Private</i> | | | |
|--|---|-------|--------|---------|--|--------------------------|---|-------|--------|
| razem <i>total</i> | 0-9 pracujących <i>employed persons</i> | 10-49 | 50-249 | 250-999 | 1000 pracują- cych i więcej <i>employed persons and more</i> | razem <i>total</i> | 0-9 pracujących <i>employed persons</i> | 10-49 | 50-249 |
| 36 | 16 | 7 | 4 | 5 | 4 | 24628 | 23963 | 461 | 149 |
| 37 | 17 | 7 | 4 | 5 | 4 | 24589 | 23914 | 472 | 150 |
| 1 | 1 | - | - | - | - | -39 | -49 | 11 | 1 |
| 102,8 | 106,3 | 100,0 | 100,0 | 100,0 | 100,0 | 99,8 | 99,8 | 102,4 | 100,7 |
| 21 | 11 | 2 | - | 5 | 3 | 6008 | 5630 | 263 | 85 |
| 22 | 12 | 2 | - | 5 | 3 | 6403 | 6021 | 271 | 82 |
| 1 | 1 | - | - | - | - | 395 | 391 | 8 | -3 |
| 104,8 | 109,1 | 100,0 | x | 100,0 | 100,0 | 106,6 | 106,9 | 103,0 | 96,5 |
| 5 | 3 | - | 1 | - | 1 | 305 | 252 | 20 | 21 |
| 5 | 3 | - | 1 | - | 1 | 318 | 265 | 20 | 21 |
| - | - | - | - | - | - | 13 | 13 | - | - |
| 100,0 | 100,0 | x | 100,0 | x | 100,0 | 104,3 | 105,2 | 100,0 | 100,0 |
| 10 | 2 | 5 | 3 | - | - | 18315 | 18081 | 178 | 43 |
| 10 | 2 | 5 | 3 | - | - | 17868 | 17628 | 181 | 47 |
| - | - | - | - | - | - | -447 | -453 | 3 | 4 |
| 100,0 | 100,0 | 100,0 | 100,0 | x | x | 97,6 | 97,5 | 101,7 | 109,3 |
| 2525 | 2444 | 50 | 23 | 7 | 1 | 28470 | 27802 | 537 | 116 |
| 2529 | 2451 | 48 | 22 | 7 | 1 | 29688 | 29008 | 549 | 117 |
| 4 | 7 | -2 | -1 | - | - | 1218 | 1206 | 12 | 1 |
| 100,2 | 100,3 | 96,0 | 95,7 | 100,0 | 100,0 | 104,3 | 104,3 | 102,2 | 100,9 |
| 378 | 179 | 72 | 84 | 36 | 7 | 92042 | 90250 | 1531 | 226 |
| 388 | 187 | 73 | 86 | 35 | 7 | 97234 | 95383 | 1586 | 231 |
| 10 | 8 | 1 | 2 | -1 | - | 5192 | 5133 | 55 | 5 |
| 102,6 | 104,5 | 101,4 | 102,4 | 97,2 | 100,0 | 105,6 | 105,7 | 103,6 | 102,2 |
| 124 | 90 | 27 | 6 | 1 | - | 22174 | 21822 | 309 | 35 |
| 134 | 96 | 30 | 8 | - | - | 23844 | 23474 | 327 | 35 |
| 10 | 6 | 3 | 2 | -1 | - | 1670 | 1652 | 18 | - |
| 108,1 | 106,7 | 111,1 | 133,3 | x | x | 107,5 | 107,6 | 105,8 | 100,0 |
| 40 | 25 | 8 | 5 | 1 | 1 | 22651 | 22252 | 342 | 48 |
| 39 | 24 | 8 | 5 | 1 | 1 | 24415 | 23997 | 360 | 50 |
| -1 | -1 | - | - | - | - | 1764 | 1745 | 18 | 2 |
| 97,5 | 96,0 | 100,0 | 100,0 | 100,0 | 100,0 | 107,8 | 107,8 | 105,3 | 104,2 |
| 65 | 42 | 14 | 7 | 2 | - | 14884 | 14473 | 343 | 64 |
| 65 | 44 | 12 | 7 | 2 | - | 15224 | 14812 | 342 | 66 |
| - | 2 | -2 | - | - | - | 340 | 339 | -1 | 2 |
| 100,0 | 104,8 | 85,7 | 100,0 | 100,0 | x | 102,3 | 102,3 | 99,7 | 103,1 |

obowiązku aktualizacji tej informacji przez podmiot.

update this information by the entity.

| prywatny | | | | | | | | Lp. No. |
|----------|--|--|---|-------|--------|---------|--|------------|
| sector | | | | | | | | |
| 250-999 | 1000 pracujących i więcej employed persons and more | w tym osoby fizyczne prowadzące działalność gospodarczą of which natural persons conducting economic activity | | | | | 1000 pracujących i więcej employed persons and more | |
| | | razem total | 0-9 pracujących employed persons | 10-49 | 50-249 | 250-999 | | |
| 37 | 18 | 18714 | 18683 | 31 | - | - | - | 1 |
| 35 | 18 | 18146 | 18117 | 29 | - | - | - | 2 |
| -2 | - | -568 | -566 | -2 | - | - | - | 3 |
| 94,6 | 100,0 | 97,0 | 97,0 | 93,5 | x | x | x | 4 |
| 15 | 15 | 2236 | 2227 | 9 | - | - | - | 5 |
| 14 | 15 | 2265 | 2257 | 8 | - | - | - | 6 |
| -1 | - | 29 | 30 | -1 | - | - | - | 7 |
| 93,3 | 100,0 | 101,3 | 101,3 | 88,9 | x | x | x | 8 |
| 9 | 3 | 177 | 177 | - | - | - | - | 9 |
| 9 | 3 | 190 | 190 | - | - | - | - | 10 |
| - | - | 13 | 13 | - | - | - | - | 11 |
| 100,0 | 100,0 | 107,3 | 107,3 | x | x | x | x | 12 |
| 13 | - | 16301 | 16279 | 22 | - | - | - | 13 |
| 12 | - | 15691 | 15670 | 21 | - | - | - | 14 |
| -1 | - | -610 | -609 | -1 | - | - | - | 15 |
| 92,3 | x | 96,3 | 96,3 | 95,5 | x | x | x | 16 |
| 13 | 2 | 8127 | 8069 | 54 | 2 | 1 | 1 | 17 |
| 13 | 1 | 8342 | 8285 | 53 | 3 | 1 | - | 18 |
| - | -1 | 215 | 216 | -1 | 1 | - | -1 | 19 |
| 100,0 | 50,0 | 102,6 | 102,7 | 98,1 | 150,0 | 100,0 | x | 20 |
| 31 | 4 | 66710 | 66492 | 212 | 6 | - | - | 21 |
| 30 | 4 | 70022 | 69779 | 235 | 8 | - | - | 22 |
| -1 | - | 3312 | 3287 | 23 | 2 | - | - | 23 |
| 96,8 | 100,0 | 105,0 | 104,9 | 110,8 | 133,3 | x | x | 24 |
| 8 | - | 17593 | 17534 | 59 | - | - | - | 25 |
| 8 | - | 18929 | 18865 | 63 | 1 | - | - | 26 |
| - | - | 1336 | 1331 | 4 | 1 | - | - | 27 |
| 100,0 | x | 107,6 | 107,6 | 106,8 | x | x | x | 28 |
| 7 | 2 | 13895 | 13852 | 40 | 3 | - | - | 29 |
| 6 | 2 | 14810 | 14763 | 44 | 3 | - | - | 30 |
| -1 | - | 915 | 911 | 4 | - | - | - | 31 |
| 85,7 | 100,0 | 106,6 | 106,6 | 110,0 | 100,0 | x | x | 32 |
| 4 | - | 11402 | 11360 | 42 | - | - | - | 33 |
| 4 | - | 11626 | 11584 | 42 | - | - | - | 34 |
| - | - | 224 | 224 | - | - | - | - | 35 |
| 100,0 | x | 102,0 | 102,0 | 100,0 | x | x | x | 36 |

TABL. 1. **PODMIOTY GOSPODARKI NARODOWEJ WEDŁUG PRZEWIDYWANEJ LICZBY PRACUJĄCYCH¹ ORAZ ENTITIES OF THE NATIONAL ECONOMY BY EXPECTED NUMBER OF EMPLOYED PERSONS¹**

| Lp. No. | WYSZCZEGÓLNIENIE SPECIFICATION a – 31 XII 2013 b – 31 XII 2014 c – przyrost/spadek increase/decrease d – 2013 = 100 | Ogółem Total | | | | | |
|------------|---|-----------------|---|--------------|--------------|--------------|---|
| | | razem total | 0–9 pracujących employed persons | 10–49 | 50–249 | 250–999 | 1000 pracują- cych i więcej employed persons and more |
| | Działalność profesjonalna, naukowa i techniczna (dok.) Professional, scientific and technical activities (cont.) | | | | | | |
| 1 | Badania naukowe i prace rozwojowe..... a | 1167 | 997 | 58 | 73 | 33 | 6 |
| 2 | Scientific research and development b | 1242 | 1068 | 62 | 73 | 33 | 6 |
| 3 | c | 75 | 71 | 4 | – | – | – |
| 4 | d | 106,4 | 107,1 | 106,9 | 100,0 | 100,0 | 100,0 |
| 5 | Reklama, badanie rynku i opinii publicznej..... a | 15022 | 14602 | 357 | 50 | 11 | 2 |
| 6 | Advertising and market research b | 15657 | 15231 | 363 | 50 | 11 | 2 |
| 7 | c | 635 | 629 | 6 | – | – | – |
| 8 | d | 104,2 | 104,3 | 101,7 | 100,0 | 100,0 | 100,0 |
| 9 | Pozostała działalność profesjonalna, naukowa i techniczna a | 14523 | 14369 | 132 | 22 | – | – |
| 10 | Other professional, scientific and technical b | 15193 | 15028 | 142 | 23 | – | – |
| 11 | activities c | 670 | 659 | 10 | 1 | – | – |
| 12 | d | 104,6 | 104,6 | 107,6 | 104,5 | x | x |
| 13 | Działalność weterynaryjna..... a | 1770 | 1757 | 13 | – | – | – |
| 14 | Veterinary activities b | 1827 | 1814 | 13 | – | – | – |
| 15 | c | 57 | 57 | – | – | – | – |
| 16 | d | 103,2 | 103,2 | 100,0 | x | x | x |
| 17 | Administrowanie i działalność wspierająca^Δ a | 25195 | 24196 | 759 | 180 | 47 | 13 |
| 18 | Administrative and support service activities b | 26574 | 25519 | 800 | 194 | 47 | 14 |
| 19 | c | 1379 | 1323 | 41 | 14 | – | 1 |
| 20 | d | 105,5 | 105,5 | 105,4 | 107,8 | 100,0 | 107,7 |
| 21 | Wynajem i dzierżawa..... a | 2766 | 2690 | 58 | 15 | 3 | – |
| 22 | Rental and leasing activities b | 3028 | 2945 | 64 | 16 | 3 | – |
| 23 | c | 262 | 255 | 6 | 1 | – | – |
| 24 | d | 109,5 | 109,5 | 110,3 | 106,7 | 100,0 | x |
| 25 | Działalność związana z zatrudnieniem a | 1604 | 1476 | 90 | 29 | 8 | 1 |
| 26 | Employment activities b | 1735 | 1586 | 104 | 35 | 8 | 2 |
| 27 | c | 131 | 110 | 14 | 6 | – | 1 |
| 28 | d | 108,2 | 107,5 | 115,6 | 120,7 | 100,0 | 200,0 |
| 29 | Działalność związana z turystyką ^Δ a | 3003 | 2912 | 77 | 9 | 5 | – |
| 30 | Tourism activities ^Δ b | 3017 | 2930 | 72 | 10 | 5 | – |
| 31 | c | 14 | 18 | -5 | 1 | – | – |
| 32 | d | 100,5 | 100,6 | 93,5 | 111,1 | 100,0 | x |
| 33 | Działalność detektywistyczna i ochroniarska..... a | 1615 | 1298 | 213 | 75 | 19 | 10 |
| 34 | Security and investigation activities b | 1791 | 1461 | 222 | 78 | 20 | 10 |
| 35 | c | 176 | 163 | 9 | 3 | 1 | – |
| 36 | d | 110,9 | 112,6 | 104,2 | 104,0 | 105,3 | 100,0 |

1 Przewidywana liczba pracujących podawana przy pierwszym zgłoszeniu o wpis do rejestru REGON. Nie ma ustawowego
1 Expected number of employed persons declared at the moment of registration to REGON register. There is no legal obligation to

SEKCJI I DZIAŁÓW POLSKIEJ KLASYFIKACJI DZIAŁALNOŚCI (cd.)
AND BY SECTIONS AND DIVISIONS OF THE POLISH CLASSIFICATION OF ACTIVITIES (cont.)

| Sektor publiczny <i>Public sector</i> | | | | | | Sektor <i>Private</i> | | | |
|--|---|--------------|---------------|----------------|--|--------------------------|---|--------------|---------------|
| <i>razem total</i> | <i>0-9 pracujących employed persons</i> | <i>10-49</i> | <i>50-249</i> | <i>250-999</i> | <i>1000 pracują- cych i więcej employed persons and more</i> | <i>razem total</i> | <i>0-9 pracujących employed persons</i> | <i>10-49</i> | <i>50-249</i> |
| 129 | 6 | 20 | 65 | 32 | 6 | 1038 | 991 | 38 | 8 |
| 130 | 7 | 20 | 65 | 32 | 6 | 1111 | 1060 | 42 | 8 |
| 1 | 1 | - | - | - | - | 73 | 69 | 4 | - |
| 100,8 | 116,7 | 100,0 | 100,0 | 100,0 | 100,0 | 107,0 | 107,0 | 110,5 | 100,0 |
| 10 | 8 | 2 | - | - | - | 15012 | 14594 | 355 | 50 |
| 10 | 8 | 2 | - | - | - | 15636 | 15212 | 361 | 50 |
| - | - | - | - | - | - | 624 | 618 | 6 | - |
| 100,0 | 100,0 | 100,0 | x | x | x | 104,2 | 104,2 | 101,7 | 100,0 |
| 6 | 5 | - | 1 | - | - | 14517 | 14364 | 132 | 21 |
| 6 | 5 | - | 1 | - | - | 15182 | 15018 | 142 | 22 |
| - | - | - | - | - | - | 665 | 654 | 10 | 1 |
| 100,0 | 100,0 | x | 100,0 | x | x | 104,6 | 104,6 | 107,6 | 104,8 |
| 4 | 3 | 1 | - | - | - | 1766 | 1754 | 12 | - |
| 4 | 3 | 1 | - | - | - | 1822 | 1810 | 12 | - |
| - | - | - | - | - | - | 56 | 56 | - | - |
| 100,0 | 100,0 | 100,0 | x | x | x | 103,2 | 103,2 | 100,0 | x |
| 21 | 8 | 9 | 3 | 1 | - | 25174 | 24188 | 750 | 177 |
| 21 | 8 | 8 | 3 | 2 | - | 26529 | 25487 | 792 | 191 |
| - | - | -1 | - | 1 | - | 1355 | 1299 | 42 | 14 |
| 100,0 | 100,0 | 88,9 | 100,0 | 200,0 | x | 105,4 | 105,4 | 105,6 | 107,9 |
| 3 | 1 | 1 | - | 1 | - | 2763 | 2689 | 57 | 15 |
| 3 | 1 | 1 | - | 1 | - | 3021 | 2940 | 63 | 16 |
| - | - | - | - | - | - | 258 | 251 | 6 | 1 |
| 100,0 | 100,0 | 100,0 | x | 100,0 | x | 109,3 | 109,3 | 110,5 | 106,7 |
| 1 | 1 | - | - | - | - | 1603 | 1475 | 90 | 29 |
| 1 | 1 | - | - | - | - | 1726 | 1577 | 104 | 35 |
| - | - | - | - | - | - | 123 | 102 | 14 | 6 |
| 100,0 | 100,0 | x | x | x | x | 107,7 | 106,9 | 115,6 | 120,7 |
| 7 | 5 | 2 | - | - | - | 2996 | 2907 | 75 | 9 |
| 7 | 5 | 2 | - | - | - | 3007 | 2922 | 70 | 10 |
| - | - | - | - | - | - | 11 | 15 | -5 | 1 |
| 100,0 | 100,0 | 100,0 | x | x | x | 100,4 | 100,5 | 93,3 | 111,1 |
| - | - | - | - | - | - | 1615 | 1298 | 213 | 75 |
| - | - | - | - | - | - | 1788 | 1458 | 222 | 78 |
| - | - | - | - | - | - | 173 | 160 | 9 | 3 |
| x | x | x | x | x | x | 110,7 | 112,3 | 104,2 | 104,0 |

obowiązkowi aktualizacji tej informacji przez podmiot.

update this information by the entity.

| prywatny | | | | | | | | Lp. No. |
|-------------|--|--|---|--------------|--------------|--------------|--|------------|
| sector | | | | | | | | |
| 250-999 | 1000 pracujących i więcej employed persons and more | w tym osoby fizyczne prowadzące działalność gospodarczą of which natural persons conducting economic activity | | | | | 1000 pracujących i więcej employed persons and more | |
| | | razem total | 0-9 pracujących employed persons | 10-49 | 50-249 | 250-999 | | |
| 1 | - | 588 | 586 | 2 | - | - | - | 1 |
| 1 | - | 609 | 605 | 4 | - | - | - | 2 |
| - | - | 21 | 19 | 2 | - | - | - | 3 |
| 100,0 | x | 103,6 | 103,2 | 200,0 | x | x | x | 4 |
| 11 | 2 | 9848 | 9819 | 28 | 1 | - | - | 5 |
| 11 | 2 | 10179 | 10143 | 34 | 2 | - | - | 6 |
| - | - | 331 | 324 | 6 | 1 | - | - | 7 |
| 100,0 | 100,0 | 103,4 | 103,3 | 121,4 | 200,0 | x | x | 8 |
| - | - | 11854 | 11815 | 37 | 2 | - | - | 9 |
| - | - | 12285 | 12239 | 44 | 2 | - | - | 10 |
| - | - | 431 | 424 | 7 | - | - | - | 11 |
| x | x | 103,6 | 103,6 | 118,9 | 100,0 | x | x | 12 |
| - | - | 1530 | 1526 | 4 | - | - | - | 13 |
| - | - | 1584 | 1580 | 4 | - | - | - | 14 |
| - | - | 54 | 54 | - | - | - | - | 15 |
| x | x | 103,5 | 103,5 | 100,0 | x | x | x | 16 |
| 46 | 13 | 18852 | 18620 | 213 | 16 | 3 | - | 17 |
| 45 | 14 | 19508 | 19264 | 223 | 18 | 3 | - | 18 |
| -1 | 1 | 656 | 644 | 10 | 2 | - | - | 19 |
| 97,8 | 107,7 | 103,5 | 103,5 | 104,7 | 112,5 | 100,0 | x | 20 |
| 2 | - | 1712 | 1703 | 9 | - | - | - | 21 |
| 2 | - | 1839 | 1831 | 8 | - | - | - | 22 |
| - | - | 127 | 128 | -1 | - | - | - | 23 |
| 100,0 | x | 107,4 | 107,5 | 88,9 | x | x | x | 24 |
| 8 | 1 | 799 | 780 | 18 | - | 1 | - | 25 |
| 8 | 2 | 792 | 769 | 20 | 2 | 1 | - | 26 |
| - | 1 | -7 | -11 | 2 | 2 | - | - | 27 |
| 100,0 | 200,0 | 99,1 | 98,6 | 111,1 | x | 100,0 | x | 28 |
| 5 | - | 1703 | 1693 | 9 | - | 1 | - | 29 |
| 5 | - | 1667 | 1658 | 7 | 1 | 1 | - | 30 |
| - | - | -36 | -35 | -2 | 1 | - | - | 31 |
| 100,0 | x | 97,9 | 97,9 | 77,8 | x | 100,0 | x | 32 |
| 19 | 10 | 758 | 684 | 64 | 9 | 1 | - | 33 |
| 20 | 10 | 769 | 693 | 67 | 8 | 1 | - | 34 |
| 1 | - | 11 | 9 | 3 | -1 | - | - | 35 |
| 105,3 | 100,0 | 101,5 | 101,3 | 104,7 | 88,9 | 100,0 | x | 36 |

TABL. 1. **PODMIOTY GOSPODARKI NARODOWEJ WEDŁUG PRZEWIDYWANEJ LICZBY PRACUJĄCYCH¹ ORAZ ENTITIES OF THE NATIONAL ECONOMY BY EXPECTED NUMBER OF EMPLOYED PERSONS¹**

| Lp. No. | WYSZCZEGÓLNIENIE SPECIFICATION a – 31 XII 2013 b – 31 XII 2014 c – przyrost/spadek increase/decrease d – 2013 = 100 | Ogółem Total | | | | | | |
|------------|---|-----------------|---|--------------|-------------|------------|---|-----------|
| | | razem total | 0–9 pracujących employed persons | 10–49 | 50–249 | 250–999 | 1000 pracują- cych i więcej employed persons and more | |
| | Administrowanie i działalność wspierająca^Δ (dok.) | | | | | | | |
| | Administrative and support service activities (cont.) | | | | | | | |
| 1 | Utrzymanie porządku w budynkach | a | 8334 | 8093 | 206 | 28 | 7 | – |
| 2 | i zagospodarowanie zieleni ^Δ | b | 8596 | 8352 | 208 | 29 | 7 | – |
| 3 | <i>Services to buildings and landscape activities</i> | c | 262 | 259 | 2 | 1 | – | – |
| 4 | | d | 103,1 | 103,2 | 101,0 | 103,6 | 100,0 | x |
| 5 | Administracyjna obsługa biura; wspomaganie | a | 7873 | 7727 | 115 | 24 | 5 | 2 |
| 6 | działalności gospodarczej ^Δ | b | 8407 | 8245 | 130 | 26 | 4 | 2 |
| 7 | <i>Office administrative and bussines support^Δ</i> | c | 534 | 518 | 15 | 2 | -1 | – |
| 8 | | d | 106,8 | 106,7 | 113,0 | 108,3 | 80,0 | 100,0 |
| 9 | Administracja publiczna i obrona narodowa; | a | 3489 | 2622 | 466 | 287 | 91 | 23 |
| 10 | obowiązkowe zabezpieczenia społeczne | b | 3496 | 2628 | 466 | 288 | 89 | 25 |
| 11 | <i>Public administration and defence; compulsory</i> | c | 7 | 6 | – | 1 | -2 | 2 |
| 12 | <i>social security</i> | d | 100,2 | 100,2 | 100,0 | 100,3 | 97,8 | 108,7 |
| 13 | Edukacja..... | a | 25993 | 21577 | 3408 | 984 | 16 | 8 |
| 14 | Education | b | 26833 | 22360 | 3460 | 989 | 16 | 8 |
| 15 | | c | 840 | 783 | 52 | 5 | – | – |
| 16 | | d | 103,2 | 103,6 | 101,5 | 100,5 | 100,0 | 100,0 |
| 17 | Opieka zdrowotna i pomoc społeczna..... | a | 31826 | 30640 | 880 | 214 | 74 | 18 |
| 18 | Human health and social work activities | b | 33154 | 31972 | 871 | 219 | 74 | 18 |
| 19 | | c | 1328 | 1332 | -9 | 5 | – | – |
| 20 | | d | 104,2 | 104,3 | 99,0 | 102,3 | 100,0 | 100,0 |
| 21 | Opieka zdrowotna..... | a | 29688 | 28974 | 541 | 84 | 71 | 18 |
| 22 | <i>Human health</i> | b | 31014 | 30269 | 570 | 86 | 71 | 18 |
| 23 | | c | 1326 | 1295 | 29 | 2 | – | – |
| 24 | | d | 104,5 | 104,5 | 105,4 | 102,4 | 100,0 | 100,0 |
| 25 | Pomoc społeczna z zakwaterowaniem..... | a | 511 | 291 | 115 | 104 | 1 | – |
| 26 | <i>Residential care activities</i> | b | 529 | 305 | 119 | 104 | 1 | – |
| 27 | | c | 18 | 14 | 4 | – | – | – |
| 28 | | d | 103,5 | 104,8 | 103,5 | 100,0 | 100,0 | x |
| 29 | Pomoc społeczna bez zakwaterowania..... | a | 1627 | 1375 | 224 | 26 | 2 | – |
| 30 | <i>Social work activities without accommodation</i> | b | 1611 | 1398 | 182 | 29 | 2 | – |
| 31 | | c | -16 | 23 | -42 | 3 | – | – |
| 32 | | d | 99,0 | 101,7 | 81,3 | 111,5 | 100,0 | x |

1 Przewidywana liczba pracujących podawana przy pierwszym zgłoszeniu o wpis do rejestru REGON. Nie ma ustawowego

1 Expected number of employed persons declared at the moment of registration to REGON register. There is no legal obligation to

SEKCJI I DZIAŁÓW POLSKIEJ KLASYFIKACJI DZIAŁALNOŚCI (cd.)

AND BY SECTIONS AND DIVISIONS OF THE POLISH CLASSIFICATION OF ACTIVITIES (cont.)

| Sektor publiczny <i>Public sector</i> | | | | | | Sektor <i>Private</i> | | | |
|--|---|-------------|--------------|--------------|--|--------------------------|---|--------------|--------------|
| razem <i>total</i> | 0-9 pracujących <i>employed persons</i> | 10-49 | 50-249 | 250-999 | 1000 pracują- cych i więcej <i>employed persons and more</i> | razem <i>total</i> | 0-9 pracujących <i>employed persons</i> | 10-49 | 50-249 |
| 9 | 1 | 5 | 3 | - | - | 8325 | 8092 | 201 | 25 |
| 10 | 1 | 5 | 3 | 1 | - | 8586 | 8351 | 203 | 26 |
| 1 | - | - | - | 1 | - | 261 | 259 | 2 | 1 |
| 111,1 | 100,0 | 100,0 | 100,0 | x | x | 103,1 | 103,2 | 101,0 | 104,0 |
| 1 | - | 1 | - | - | - | 7872 | 7727 | 114 | 24 |
| - | - | - | - | - | - | 8401 | 8239 | 130 | 26 |
| -1 | - | -1 | - | - | - | 529 | 512 | 16 | 2 |
| x | x | x | x | x | x | 106,7 | 106,6 | 114,0 | 108,3 |
| 1420 | 619 | 404 | 283 | 91 | 23 | 2069 | 2003 | 62 | 4 |
| 1424 | 623 | 403 | 284 | 89 | 25 | 2072 | 2005 | 63 | 4 |
| 4 | 4 | -1 | 1 | -2 | 2 | 3 | 2 | 1 | - |
| 100,3 | 100,6 | 99,8 | 100,4 | 97,8 | 108,7 | 100,1 | 100,1 | 101,6 | 100,0 |
| 5988 | 2638 | 2404 | 927 | 11 | 8 | 20005 | 18939 | 1004 | 57 |
| 5929 | 2589 | 2386 | 935 | 11 | 8 | 20892 | 19759 | 1074 | 54 |
| -59 | -49 | -18 | 8 | - | - | 887 | 820 | 70 | -3 |
| 99,0 | 98,1 | 99,3 | 100,9 | 100,0 | 100,0 | 104,4 | 104,3 | 107,0 | 94,7 |
| 984 | 382 | 358 | 160 | 68 | 16 | 30842 | 30258 | 522 | 54 |
| 944 | 387 | 312 | 161 | 68 | 16 | 32204 | 31579 | 559 | 58 |
| -40 | 5 | -46 | 1 | - | - | 1362 | 1321 | 37 | 4 |
| 95,9 | 101,3 | 87,2 | 100,6 | 100,0 | 100,0 | 104,4 | 104,4 | 107,1 | 107,4 |
| 262 | 43 | 99 | 38 | 66 | 16 | 29426 | 28931 | 442 | 46 |
| 261 | 43 | 98 | 38 | 66 | 16 | 30750 | 30223 | 472 | 48 |
| -1 | - | -1 | - | - | - | 1324 | 1292 | 30 | 2 |
| 99,6 | 100,0 | 99,0 | 100,0 | 100,0 | 100,0 | 104,5 | 104,5 | 106,8 | 104,3 |
| 230 | 56 | 74 | 99 | 1 | - | 281 | 235 | 41 | 5 |
| 230 | 54 | 76 | 99 | 1 | - | 299 | 251 | 43 | 5 |
| - | -2 | 2 | - | - | - | 18 | 16 | 2 | - |
| 100,0 | 96,4 | 102,7 | 100,0 | 100,0 | x | 106,4 | 106,8 | 104,9 | 100,0 |
| 492 | 283 | 185 | 23 | 1 | - | 1135 | 1092 | 39 | 3 |
| 453 | 290 | 138 | 24 | 1 | - | 1155 | 1105 | 44 | 5 |
| -39 | 7 | -47 | 1 | - | - | 20 | 13 | 5 | 2 |
| 92,1 | 102,5 | 74,6 | 104,3 | 100,0 | x | 101,8 | 101,2 | 112,8 | 166,7 |

obowiązku aktualizacji tej informacji przez podmiot.

update this information by the entity.

| prywatny | | | | | | | | Lp. No. |
|----------|--|--|---|-------|--------|---------|--|------------|
| sector | | | | | | | | |
| 250-999 | 1000 pracujących i więcej employed persons and more | w tym osoby fizyczne prowadzące działalność gospodarczą of which natural persons conducting economic activity | | | | | 1000 pracujących i więcej employed persons and more | |
| | | razem total | 0-9 pracujących employed persons | 10-49 | 50-249 | 250-999 | | |
| 7 | - | 7403 | 7307 | 92 | 4 | - | - | 1 |
| 6 | - | 7587 | 7491 | 93 | 3 | - | - | 2 |
| -1 | - | 184 | 184 | 1 | -1 | - | - | 3 |
| 85,7 | x | 102,5 | 102,5 | 101,1 | 75,0 | x | x | 4 |
| 5 | 2 | 6477 | 6453 | 21 | 3 | - | - | 5 |
| 4 | 2 | 6854 | 6822 | 28 | 4 | - | - | 6 |
| -1 | - | 377 | 369 | 7 | 1 | - | - | 7 |
| 80,0 | 100,0 | 105,8 | 105,7 | 133,3 | 133,3 | x | x | 8 |
| - | - | 18 | 18 | - | - | - | - | 9 |
| - | - | 17 | 17 | - | - | - | - | 10 |
| - | - | -1 | -1 | - | - | - | - | 11 |
| x | x | 94,4 | 94,4 | x | x | x | x | 12 |
| 5 | - | 14429 | 14289 | 136 | 4 | - | - | 13 |
| 5 | - | 14764 | 14616 | 145 | 3 | - | - | 14 |
| - | - | 335 | 327 | 9 | -1 | - | - | 15 |
| 100,0 | x | 102,3 | 102,3 | 106,6 | 75,0 | x | x | 16 |
| 6 | 2 | 28253 | 28096 | 150 | 7 | - | - | 17 |
| 6 | 2 | 29445 | 29282 | 156 | 7 | - | - | 18 |
| - | - | 1192 | 1186 | 6 | - | - | - | 19 |
| 100,0 | 100,0 | 104,2 | 104,2 | 104,0 | 100,0 | x | x | 20 |
| 5 | 2 | 27154 | 27032 | 115 | 7 | - | - | 21 |
| 5 | 2 | 28362 | 28235 | 120 | 7 | - | - | 22 |
| - | - | 1208 | 1203 | 5 | - | - | - | 23 |
| 100,0 | 100,0 | 104,4 | 104,5 | 104,3 | 100,0 | x | x | 24 |
| - | - | 164 | 152 | 12 | - | - | - | 25 |
| - | - | 164 | 153 | 11 | - | - | - | 26 |
| - | - | - | 1 | -1 | - | - | - | 27 |
| x | x | 100,0 | 100,7 | 91,7 | x | x | x | 28 |
| 1 | - | 935 | 912 | 23 | - | - | - | 29 |
| 1 | - | 919 | 894 | 25 | - | - | - | 30 |
| - | - | -16 | -18 | 2 | - | - | - | 31 |
| 100,0 | x | 98,3 | 98,0 | 108,7 | x | x | x | 32 |

TABL. 1. **PODMIOTY GOSPODARKI NARODOWEJ WEDŁUG PRZEWIDYWANEJ LICZBY PRACUJĄCYCH¹ ORAZ ENTITIES OF THE NATIONAL ECONOMY BY EXPECTED NUMBER OF EMPLOYED PERSONS¹**

| Lp. No. | WYSZCZEGÓLNIENIE SPECIFICATION a – 31 XII 2013 b – 31 XII 2014 c – przyrost/spadek increase/decrease d – 2013 = 100 | Ogółem Total | | | | | | |
|------------|---|-----------------|---|--------------|--------------|--------------|---|--------------|
| | | razem total | 0–9 pracujących employed persons | 10–49 | 50–249 | 250–999 | 1000 pracują- cych i więcej employed persons and more | |
| 1 | Działalność związana z kulturą, rozrywką | a | 11370 | 10800 | 440 | 115 | 11 | 4 |
| 2 | i rekreacją | b | 11880 | 11308 | 445 | 112 | 11 | 4 |
| 3 | Arts, entertainment and recreation | c | 510 | 508 | 5 | -3 | - | - |
| 4 | | d | 104,5 | 104,7 | 101,1 | 97,4 | 100,0 | 100,0 |
| 5 | Działalność twórcza związana z kulturą i rozrywką..... | a | 4209 | 4058 | 116 | 31 | 3 | 1 |
| 6 | <i>Creative, arts and entertainment activities</i> | b | 4434 | 4283 | 116 | 31 | 3 | 1 |
| 7 | | c | 225 | 225 | - | - | - | - |
| 8 | | d | 105,3 | 105,5 | 100,0 | 100,0 | 100,0 | 100,0 |
| 9 | Działalność bibliotek, archiwów, muzeów | a | 669 | 536 | 84 | 45 | 3 | 1 |
| 10 | oraz pozostała działalność związana z kulturą | b | 673 | 541 | 83 | 45 | 3 | 1 |
| 11 | <i>Libraries, archives, museums and other</i> | c | 4 | 5 | -1 | - | - | - |
| 12 | <i>cultural activities</i> | d | 100,6 | 100,9 | 98,8 | 100,0 | 100,0 | 100,0 |
| 13 | Działalność związana z grami losowymi | a | 208 | 186 | 10 | 7 | 3 | 2 |
| 14 | i zakładami wzajemnymi | b | 204 | 184 | 9 | 6 | 3 | 2 |
| 15 | <i>Activities related to games of chance and betting</i> | c | -4 | -2 | -1 | -1 | - | - |
| 16 | | d | 98,1 | 98,9 | 90,0 | 85,7 | 100,0 | 100,0 |
| 17 | Działalność sportowa, rozrywkowa i rekreacyjna..... | a | 6284 | 6020 | 230 | 32 | 2 | - |
| 18 | <i>Sports activities and amusement and recreation</i> | b | 6569 | 6300 | 237 | 30 | 2 | - |
| 19 | <i>activities</i> | c | 285 | 280 | 7 | -2 | - | - |
| 20 | | d | 104,5 | 104,7 | 103,0 | 93,8 | 100,0 | x |
| 21 | Pozostała działalność usługowa..... | a | 42918 | 41255 | 1289 | 288 | 65 | 21 |
| 22 | Other service activities | b | 45323 | 43628 | 1315 | 295 | 64 | 21 |
| 23 | | c | 2405 | 2373 | 26 | 7 | -1 | - |
| 24 | | d | 105,6 | 105,8 | 102,0 | 102,4 | 98,5 | 100,0 |
| 25 | Działalność organizacji członkowskich..... | a | 20932 | 19512 | 1070 | 269 | 62 | 19 |
| 26 | <i>Activities of membership organizations</i> | b | 22742 | 21292 | 1093 | 277 | 61 | 19 |
| 27 | | c | 1810 | 1780 | 23 | 8 | -1 | - |
| 28 | | d | 108,6 | 109,1 | 102,1 | 103,0 | 98,4 | 100,0 |
| 29 | Naprawa i konserwacja komputerów i artykułów | a | 5732 | 5669 | 56 | 6 | - | 1 |
| 30 | użytku osobistego i domowego | b | 5738 | 5675 | 56 | 6 | - | 1 |
| 31 | <i>Repair of computers and personal household goods</i> | c | 6 | 6 | - | - | - | - |
| 32 | | d | 100,1 | 100,1 | 100,0 | 100,0 | x | 100,0 |
| 33 | Pozostała indywidualna działalność usługowa..... | a | 16254 | 16074 | 163 | 13 | 3 | 1 |
| 34 | <i>Other personal service activities</i> | b | 16843 | 16661 | 166 | 12 | 3 | 1 |
| 35 | | c | 589 | 587 | 3 | -1 | - | - |
| 36 | | d | 103,6 | 103,7 | 101,8 | 92,3 | 100,0 | 100,0 |

1 Przewidywana liczba pracujących podawana przy pierwszym zgłoszeniu o wpis do rejestru REGON. Nie ma ustawowego

1 Expected number of employed persons declared at the moment of registration to REGON register. There is no legal obligation to

SEKCJI I DZIAŁÓW POLSKIEJ KLASYFIKACJI DZIAŁALNOŚCI (dok.)
AND BY SECTIONS AND DIVISIONS OF THE POLISH CLASSIFICATION OF ACTIVITIES (cont.)

| Sektor publiczny <i>Public sector</i> | | | | | | Sektor <i>Private</i> | | | |
|--|---|-------|--------|---------|--|--------------------------|---|-------|--------|
| razem <i>total</i> | 0-9 pracujących <i>employed persons</i> | 10-49 | 50-249 | 250-999 | 1000 pracują- cych i więcej <i>employed persons and more</i> | razem <i>total</i> | 0-9 pracujących <i>employed persons</i> | 10-49 | 50-249 |
| 768 | 456 | 210 | 92 | 7 | 3 | 10602 | 10344 | 230 | 23 |
| 760 | 453 | 206 | 91 | 7 | 3 | 11117 | 10852 | 239 | 21 |
| -8 | -3 | -4 | -1 | - | - | 515 | 508 | 9 | -2 |
| 99,0 | 99,3 | 98,1 | 98,9 | 100,0 | 100,0 | 104,9 | 104,9 | 103,9 | 91,3 |
| 282 | 147 | 101 | 30 | 3 | 1 | 3927 | 3911 | 15 | 1 |
| 278 | 145 | 98 | 31 | 3 | 1 | 4153 | 4135 | 18 | - |
| -4 | -2 | -3 | 1 | - | - | 226 | 224 | 3 | -1 |
| 98,6 | 98,6 | 97,0 | 103,3 | 100,0 | 100,0 | 105,8 | 105,7 | 120,0 | x |
| 404 | 285 | 75 | 41 | 2 | 1 | 265 | 251 | 9 | 4 |
| 401 | 283 | 74 | 41 | 2 | 1 | 272 | 258 | 9 | 4 |
| -3 | -2 | -1 | - | - | - | 7 | 7 | - | - |
| 99,3 | 99,3 | 98,7 | 100,0 | 100,0 | 100,0 | 102,6 | 102,8 | 100,0 | 100,0 |
| 3 | - | 1 | - | 1 | 1 | 205 | 186 | 9 | 7 |
| 3 | - | 1 | - | 1 | 1 | 201 | 184 | 8 | 6 |
| - | - | - | - | - | - | -4 | -2 | -1 | -1 |
| 100,0 | x | 100,0 | x | 100,0 | 100,0 | 98,0 | 98,9 | 88,9 | 85,7 |
| 79 | 24 | 33 | 21 | 1 | - | 6205 | 5996 | 197 | 11 |
| 78 | 25 | 33 | 19 | 1 | - | 6491 | 6275 | 204 | 11 |
| -1 | 1 | - | -2 | - | - | 286 | 279 | 7 | - |
| 98,7 | 104,2 | 100,0 | 90,5 | 100,0 | x | 104,6 | 104,7 | 103,6 | 100,0 |
| 19 | 10 | 5 | 2 | - | 2 | 42899 | 41245 | 1284 | 286 |
| 19 | 10 | 5 | 2 | - | 2 | 45255 | 43569 | 1310 | 293 |
| - | - | - | - | - | - | 2356 | 2324 | 26 | 7 |
| 100,0 | 100,0 | 100,0 | 100,0 | x | 100,0 | 105,5 | 105,6 | 102,0 | 102,4 |
| 12 | 9 | 1 | 1 | - | 1 | 20920 | 19503 | 1069 | 268 |
| 12 | 9 | 1 | 1 | - | 1 | 22689 | 21242 | 1092 | 276 |
| - | - | - | - | - | - | 1769 | 1739 | 23 | 8 |
| 100,0 | 100,0 | 100,0 | 100,0 | x | 100,0 | 108,5 | 108,9 | 102,2 | 103,0 |
| 2 | - | 1 | - | - | 1 | 5730 | 5669 | 55 | 6 |
| 2 | - | 1 | - | - | 1 | 5734 | 5673 | 55 | 6 |
| - | - | - | - | - | - | 4 | 4 | - | - |
| 100,0 | x | 100,0 | x | x | 100,0 | 100,1 | 100,1 | 100,0 | 100,0 |
| 5 | 1 | 3 | 1 | - | - | 16249 | 16073 | 160 | 12 |
| 5 | 1 | 3 | 1 | - | - | 16832 | 16654 | 163 | 11 |
| - | - | - | - | - | - | 583 | 581 | 3 | -1 |
| 100,0 | 100,0 | 100,0 | 100,0 | x | x | 103,6 | 103,6 | 101,9 | 91,7 |

obowiązku aktualizacji tej informacji przez podmiot.
update this information by the entity.

| prywatny | | | | | | | | Lp. No. |
|----------|--|--|---|-------|--------|---------|--|------------|
| sector | | | | | | | | |
| 250-999 | 1000 pracujących i więcej employed persons and more | w tym osoby fizyczne prowadzące działalność gospodarczą of which natural persons conducting economic activity | | | | | 1000 pracujących i więcej employed persons and more | |
| | | razem total | 0-9 pracujących employed persons | 10-49 | 50-249 | 250-999 | | |
| 4 | 1 | 6053 | 6030 | 23 | - | - | - | 1 |
| 4 | 1 | 6303 | 6282 | 21 | - | - | - | 2 |
| - | - | 250 | 252 | -2 | - | - | - | 3 |
| 100,0 | 100,0 | 104,1 | 104,2 | 91,3 | x | x | x | 4 |
| - | - | 3422 | 3417 | 5 | - | - | - | 5 |
| - | - | 3621 | 3615 | 6 | - | - | - | 6 |
| - | - | 199 | 198 | 1 | - | - | - | 7 |
| x | x | 105,8 | 105,8 | 120,0 | x | x | x | 8 |
| 1 | - | 168 | 168 | - | - | - | - | 9 |
| 1 | - | 169 | 169 | - | - | - | - | 10 |
| - | - | 1 | 1 | - | - | - | - | 11 |
| 100,0 | x | 100,6 | 100,6 | x | x | x | x | 12 |
| 2 | 1 | 118 | 117 | 1 | - | - | - | 13 |
| 2 | 1 | 107 | 107 | - | - | - | - | 14 |
| - | - | -11 | -10 | -1 | - | - | - | 15 |
| 100,0 | 100,0 | 90,7 | 91,5 | x | x | x | x | 16 |
| 1 | - | 2345 | 2328 | 17 | - | - | - | 17 |
| 1 | - | 2406 | 2391 | 15 | - | - | - | 18 |
| - | - | 61 | 63 | -2 | - | - | - | 19 |
| 100,0 | x | 102,6 | 102,7 | 88,2 | x | x | x | 20 |
| 65 | 19 | 19762 | 19672 | 88 | 2 | - | - | 21 |
| 64 | 19 | 20227 | 20134 | 91 | 2 | - | - | 22 |
| -1 | - | 465 | 462 | 3 | - | - | - | 23 |
| 98,5 | 100,0 | 102,4 | 102,3 | 103,4 | 100,0 | x | x | 24 |
| 62 | 18 | 14 | 14 | - | - | - | - | 25 |
| 61 | 18 | 13 | 13 | - | - | - | - | 26 |
| -1 | - | -1 | -1 | - | - | - | - | 27 |
| 98,4 | 100,0 | 92,9 | 92,9 | x | x | x | x | 28 |
| - | - | 5178 | 5164 | 13 | 1 | - | - | 29 |
| - | - | 5175 | 5160 | 14 | 1 | - | - | 30 |
| - | - | -3 | -4 | 1 | - | - | - | 31 |
| x | x | 99,9 | 99,9 | 107,7 | 100,0 | x | x | 32 |
| 3 | 1 | 14570 | 14494 | 75 | 1 | - | - | 33 |
| 3 | 1 | 15039 | 14961 | 77 | 1 | - | - | 34 |
| - | - | 469 | 467 | 2 | - | - | - | 35 |
| 100,0 | 100,0 | 103,2 | 103,2 | 102,7 | 100,0 | x | x | 36 |

TABL. 2. **PODMIOTY GOSPODARKI NARODOWEJ WEDŁUG PRZEWIDYWANEJ LICZBY PRACUJĄCYCH¹ ORAZ ENTITIES OF THE NATIONAL ECONOMY BY EXPECTED NUMBER OF EMPLOYED PERSONS¹ AND BY**

| Lp. No. | WYSZCZEGÓLNIENIE SPECIFICATION a – 31 XII 2013 b – 31 XII 2014 c – przyrost/spadek increase/decrease d – 2013 = 100 | Ogółem Total | | | | | |
|------------|---|-----------------|---|--------------|-------------|------------|--|
| | | ogółem total | 0–9 pracujących employed persons | 10–49 | 50–249 | 250–999 | 1000 pracujących i więcej employed persons and more |
| 1 | OGÓŁEM..... a | 724997 | 694161 | 24715 | 5039 | 827 | 255 |
| 2 | TOTAL b | 742172 | 710823 | 25203 | 5069 | 820 | 257 |
| 3 | c | 17175 | 16662 | 488 | 30 | -7 | 2 |
| 4 | d | 102,4 | 102,4 | 102,0 | 100,6 | 99,2 | 100,8 |
| 5 | PODREGION CIECHANOWSKO-PŁOCKI..... a | 46861 | 44473 | 1947 | 393 | 41 | 7 |
| 6 | SUBREGION CIECHANOWSKO-PŁOCKI b | 47390 | 44980 | 1961 | 400 | 41 | 8 |
| 7 | c | 529 | 507 | 14 | 7 | - | 1 |
| 8 | d | 101,1 | 101,1 | 100,7 | 101,8 | 100,0 | 114,3 |
| 9 | Powiat ciechanowski a | 7114 | 6804 | 258 | 48 | 2 | 2 |
| 10 | Powiat ciechanowski b | 7194 | 6889 | 253 | 48 | 2 | 2 |
| 11 | c | 80 | 85 | -5 | - | - | - |
| 12 | d | 101,1 | 101,2 | 98,1 | 100,0 | 100,0 | 100,0 |
| 13 | M. Ciechanów a | 4541 | 4343 | 153 | 41 | 2 | 2 |
| 14 | b | 4533 | 4338 | 150 | 41 | 2 | 2 |
| 15 | c | -8 | -5 | -3 | - | - | - |
| 16 | d | 99,8 | 99,9 | 98,0 | 100,0 | 100,0 | 100,0 |
| 17 | Gm. m-w. Głinojeck a | 413 | 392 | 20 | 1 | - | - |
| 18 | b | 420 | 399 | 20 | 1 | - | - |
| 19 | c | 7 | 7 | - | - | - | - |
| 20 | d | 101,7 | 101,8 | 100,0 | 100,0 | x | x |
| 21 | Gm. w. Ciechanów a | 465 | 452 | 11 | 2 | - | - |
| 22 | b | 495 | 482 | 11 | 2 | - | - |
| 23 | c | 30 | 30 | - | - | - | - |
| 24 | d | 106,5 | 106,6 | 100,0 | 100,0 | x | x |
| 25 | Gm. w. Gołymin-Ośrodek a | 209 | 202 | 7 | - | - | - |
| 26 | b | 212 | 205 | 7 | - | - | - |
| 27 | c | 3 | 3 | - | - | - | - |
| 28 | d | 101,4 | 101,5 | 100,0 | x | x | x |
| 29 | Gm. w. Grudusk a | 238 | 231 | 7 | - | - | - |
| 30 | b | 249 | 242 | 7 | - | - | - |
| 31 | c | 11 | 11 | - | - | - | - |
| 32 | d | 104,6 | 104,8 | 100,0 | x | x | x |
| 33 | Gm. w. Ojrzeń a | 264 | 250 | 14 | - | - | - |
| 34 | b | 258 | 245 | 13 | - | - | - |
| 35 | c | -6 | -5 | -1 | - | - | - |
| 36 | d | 97,7 | 98,0 | 92,9 | x | x | x |
| 37 | Gm. w. Opinogóra Górna a | 320 | 313 | 7 | - | - | - |
| 38 | b | 338 | 331 | 7 | - | - | - |
| 39 | c | 18 | 18 | - | - | - | - |
| 40 | d | 105,6 | 105,8 | 100,0 | x | x | x |
| 41 | Gm. w. Regimin a | 243 | 230 | 12 | 1 | - | - |
| 42 | b | 255 | 242 | 12 | 1 | - | - |
| 43 | c | 12 | 12 | - | - | - | - |
| 44 | d | 104,9 | 105,2 | 100,0 | 100,0 | x | x |

1 Przewidywana liczba pracujących podawana przy pierwszym zgłoszeniu o wpis do rejestru REGON. Nie ma ustawowego
1 Expected number of employed persons declared at the moment of registration to REGON register. There is no legal obligation

PODREGIONÓW, POWIATÓW I GMIN
SUBREGIONS, POWIATS AND GMINAS

| Sektor publiczny <i>Public sector</i> | | | | | | Sektor <i>Private</i> | | |
|--|---|-------|--------|---------|---|--------------------------|---|-------|
| razem <i>total</i> | 0–9 pracujących <i>employed persons</i> | 10–49 | 50–249 | 250–999 | 1000 pracujących i więcej <i>employed persons and more</i> | razem <i>total</i> | 0–9 pracujących <i>employed persons</i> | 10–49 |
| 12942 | 7080 | 3769 | 1725 | 274 | 94 | 712055 | 687081 | 20946 |
| 12832 | 7044 | 3689 | 1731 | 274 | 94 | 728806 | 703245 | 21514 |
| -110 | -36 | -80 | 6 | - | - | 16751 | 16164 | 568 |
| 99,2 | 99,5 | 97,9 | 100,3 | 100,0 | 100,0 | 102,4 | 102,4 | 102,7 |
| 1713 | 913 | 595 | 192 | 11 | 2 | 45148 | 43560 | 1352 |
| 1702 | 907 | 589 | 193 | 11 | 2 | 45681 | 44066 | 1372 |
| -11 | -6 | -6 | 1 | - | - | 533 | 506 | 20 |
| 99,4 | 99,3 | 99,0 | 100,5 | 100,0 | 100,0 | 101,2 | 101,2 | 101,5 |
| 228 | 115 | 81 | 30 | 1 | 1 | 6886 | 6689 | 177 |
| 222 | 109 | 81 | 30 | 1 | 1 | 6971 | 6779 | 172 |
| -6 | -6 | - | - | - | - | 85 | 90 | -5 |
| 97,4 | 94,8 | 100,0 | 100,0 | 100,0 | 100,0 | 101,2 | 101,3 | 97,2 |
| 117 | 59 | 30 | 26 | 1 | 1 | 4424 | 4284 | 123 |
| 113 | 54 | 31 | 26 | 1 | 1 | 4420 | 4284 | 119 |
| -4 | -5 | 1 | - | - | - | -4 | - | -4 |
| 96,6 | 91,5 | 103,3 | 100,0 | 100,0 | 100,0 | 99,9 | 100,0 | 96,7 |
| 19 | 8 | 10 | 1 | - | - | 394 | 384 | 10 |
| 19 | 8 | 10 | 1 | - | - | 401 | 391 | 10 |
| - | - | - | - | - | - | 7 | 7 | - |
| 100,0 | 100,0 | 100,0 | 100,0 | x | x | 101,8 | 101,8 | 100,0 |
| 4 | 1 | 3 | - | - | - | 461 | 451 | 8 |
| 4 | 1 | 3 | - | - | - | 491 | 481 | 8 |
| - | - | - | - | - | - | 30 | 30 | - |
| 100,0 | 100,0 | 100,0 | x | x | x | 106,5 | 106,7 | 100,0 |
| 10 | 7 | 3 | - | - | - | 199 | 195 | 4 |
| 10 | 7 | 3 | - | - | - | 202 | 198 | 4 |
| - | - | - | - | - | - | 3 | 3 | - |
| 100,0 | 100,0 | 100,0 | x | x | x | 101,5 | 101,5 | 100,0 |
| 12 | 9 | 3 | - | - | - | 226 | 222 | 4 |
| 12 | 9 | 3 | - | - | - | 237 | 233 | 4 |
| - | - | - | - | - | - | 11 | 11 | - |
| 100,0 | 100,0 | 100,0 | x | x | x | 104,9 | 105,0 | 100,0 |
| 14 | 4 | 10 | - | - | - | 250 | 246 | 4 |
| 13 | 4 | 9 | - | - | - | 245 | 241 | 4 |
| -1 | - | -1 | - | - | - | -5 | -5 | - |
| 92,9 | 100,0 | 90,0 | x | x | x | 98,0 | 98,0 | 100,0 |
| 11 | 5 | 6 | - | - | - | 309 | 308 | 1 |
| 11 | 5 | 6 | - | - | - | 327 | 326 | 1 |
| - | - | - | - | - | - | 18 | 18 | - |
| 100,0 | 100,0 | 100,0 | x | x | x | 105,8 | 105,8 | 100,0 |
| 9 | 4 | 4 | 1 | - | - | 234 | 226 | 8 |
| 9 | 4 | 4 | 1 | - | - | 245 | 237 | 8 |
| - | - | - | - | - | - | 11 | 11 | - |
| 100,0 | 100,0 | 100,0 | 100,0 | x | x | 104,7 | 104,9 | 100,0 |

obowiązku aktualizacji tej informacji przez podmiot.
to update this information by the entity.

| prywatny sector | | | | | | | | | Lp. No. |
|--------------------|---------|--|--|---|-------|--------|---------|--|------------|
| 50-249 | 250-999 | 1000 pracujących i więcej employed persons and more | w tym osoby fizyczne prowadzące działalność gospodarczą of which natural persons conducting economic activity | | | | | 1000 pracujących i więcej employed persons and more | |
| | | | razem total | 0-9 pracujących employed persons | 10-49 | 50-249 | 250-999 | | |
| 3314 | 553 | 161 | 493319 | 488708 | 4422 | 182 | 6 | 1 | 1 |
| 3338 | 546 | 163 | 496480 | 491725 | 4562 | 186 | 6 | 1 | 2 |
| 24 | -7 | 2 | 3161 | 3017 | 140 | 4 | - | - | 3 |
| 100,7 | 98,7 | 101,2 | 100,6 | 100,6 | 103,2 | 102,2 | 100,0 | 100,0 | 4 |
| 201 | 30 | 5 | 36447 | 35946 | 477 | 23 | 1 | - | 5 |
| 207 | 30 | 6 | 36594 | 36072 | 498 | 23 | 1 | - | 6 |
| 6 | - | 1 | 147 | 126 | 21 | - | - | - | 7 |
| 103,0 | 100,0 | 120,0 | 100,4 | 100,4 | 104,4 | 100,0 | 100,0 | x | 8 |
| 18 | 1 | 1 | 5577 | 5531 | 45 | 1 | - | - | 9 |
| 18 | 1 | 1 | 5610 | 5563 | 46 | 1 | - | - | 10 |
| - | - | - | 33 | 32 | 1 | - | - | - | 11 |
| 100,0 | 100,0 | 100,0 | 100,6 | 100,6 | 102,2 | 100,0 | x | x | 12 |
| 15 | 1 | 1 | 3480 | 3454 | 25 | 1 | - | - | 13 |
| 15 | 1 | 1 | 3443 | 3416 | 26 | 1 | - | - | 14 |
| - | - | - | -37 | -38 | 1 | - | - | - | 15 |
| 100,0 | 100,0 | 100,0 | 98,9 | 98,9 | 104,0 | 100,0 | x | x | 16 |
| - | - | - | 346 | 341 | 5 | - | - | - | 17 |
| - | - | - | 350 | 345 | 5 | - | - | - | 18 |
| - | - | - | 4 | 4 | - | - | - | - | 19 |
| x | x | x | 101,2 | 101,2 | 100,0 | x | x | x | 20 |
| 2 | - | - | 407 | 405 | 2 | - | - | - | 21 |
| 2 | - | - | 432 | 430 | 2 | - | - | - | 22 |
| - | - | - | 25 | 25 | - | - | - | - | 23 |
| 100,0 | x | x | 106,1 | 106,2 | 100,0 | x | x | x | 24 |
| - | - | - | 162 | 160 | 2 | - | - | - | 25 |
| - | - | - | 162 | 160 | 2 | - | - | - | 26 |
| - | - | - | - | - | - | - | - | - | 27 |
| x | x | x | 100,0 | 100,0 | 100,0 | x | x | x | 28 |
| - | - | - | 190 | 189 | 1 | - | - | - | 29 |
| - | - | - | 201 | 200 | 1 | - | - | - | 30 |
| - | - | - | 11 | 11 | - | - | - | - | 31 |
| x | x | x | 105,8 | 105,8 | 100,0 | x | x | x | 32 |
| - | - | - | 218 | 218 | - | - | - | - | 33 |
| - | - | - | 211 | 211 | - | - | - | - | 34 |
| - | - | - | -7 | -7 | - | - | - | - | 35 |
| x | x | x | 96,8 | 96,8 | x | x | x | x | 36 |
| - | - | - | 258 | 257 | 1 | - | - | - | 37 |
| - | - | - | 272 | 271 | 1 | - | - | - | 38 |
| - | - | - | 14 | 14 | - | - | - | - | 39 |
| x | x | x | 105,4 | 105,4 | 100,0 | x | x | x | 40 |
| - | - | - | 195 | 191 | 4 | - | - | - | 41 |
| - | - | - | 202 | 198 | 4 | - | - | - | 42 |
| - | - | - | 7 | 7 | - | - | - | - | 43 |
| x | x | x | 103,6 | 103,7 | 100,0 | x | x | x | 44 |

TABL. 2. **PODMIOTY GOSPODARKI NARODOWEJ WEDŁUG PRZEWIDYWANEJ LICZBY PRACUJĄCYCH¹ ORAZ ENTITIES OF THE NATIONAL ECONOMY BY EXPECTED NUMBER OF EMPLOYED PERSONS¹ AND BY**

| Lp. No. | WYSZCZEGÓLNIENIE SPECIFICATION a – 31 XII 2013 b – 31 XII 2014 c – przyrost/spadek increase/decrease d – 2013 = 100 | Ogółem Total | | | | | | |
|------------|---|-----------------|---|--------------|--------------|--------------|--|--------------|
| | | ogółem total | 0–9 pracujących employed persons | 10–49 | 50–249 | 250–999 | 1000 pracujących i więcej employed persons and more | |
| | PODREGION CIECHANOWSKO-PŁOCKI (cd.) | | | | | | | |
| | SUBREGION CIECHANOWSKO-PŁOCKI (cont.) | | | | | | | |
| | Powiat ciechanowski (dok.) | | | | | | | |
| | Powiat ciechanowski (cont.) | | | | | | | |
| 1 | Gm. w. Sońsk | a | 421 | 391 | 27 | 3 | – | – |
| 2 | | b | 434 | 405 | 26 | 3 | – | – |
| 3 | | c | 13 | 14 | -1 | – | – | – |
| 4 | | d | 103,1 | 103,6 | 96,3 | 100,0 | x | x |
| 5 | Powiat gostyniński | a | 3319 | 3152 | 139 | 26 | 2 | – |
| 6 | Powiat gostyniński | b | 3317 | 3149 | 141 | 25 | 2 | – |
| 7 | | c | -2 | -3 | 2 | -1 | – | – |
| 8 | | d | 99,9 | 99,9 | 101,4 | 96,2 | 100,0 | x |
| 9 | M. Gostynin | a | 1787 | 1682 | 82 | 21 | 2 | – |
| 10 | | b | 1764 | 1661 | 80 | 21 | 2 | – |
| 11 | | c | -23 | -21 | -2 | – | – | – |
| 12 | | d | 98,7 | 98,8 | 97,6 | 100,0 | 100,0 | x |
| 13 | Gm. w. Gostynin | a | 776 | 747 | 28 | 1 | – | – |
| 14 | | b | 792 | 760 | 32 | – | – | – |
| 15 | | c | 16 | 13 | 4 | -1 | – | – |
| 16 | | d | 102,1 | 101,7 | 114,3 | x | x | x |
| 17 | Gm. w. Pacyna | a | 184 | 174 | 8 | 2 | – | – |
| 18 | | b | 194 | 184 | 8 | 2 | – | – |
| 19 | | c | 10 | 10 | – | – | – | – |
| 20 | | d | 105,4 | 105,7 | 100,0 | 100,0 | x | x |
| 21 | Gm. w. Sanniki | a | 362 | 346 | 15 | 1 | – | – |
| 22 | | b | 366 | 350 | 15 | 1 | – | – |
| 23 | | c | 4 | 4 | – | – | – | – |
| 24 | | d | 101,1 | 101,2 | 100,0 | 100,0 | x | x |
| 25 | Gm. w. Szczawin Kościelny | a | 210 | 203 | 6 | 1 | – | – |
| 26 | | b | 201 | 194 | 6 | 1 | – | – |
| 27 | | c | -9 | -9 | – | – | – | – |
| 28 | | d | 95,7 | 95,6 | 100,0 | 100,0 | x | x |
| 29 | Powiat mławski | a | 4986 | 4740 | 194 | 46 | 5 | 1 |
| 30 | Powiat mławski | b | 5108 | 4857 | 199 | 46 | 5 | 1 |
| 31 | | c | 122 | 117 | 5 | – | – | – |
| 32 | | d | 102,4 | 102,5 | 102,6 | 100,0 | 100,0 | 100,0 |
| 33 | M. Mława | a | 2957 | 2809 | 110 | 33 | 4 | 1 |
| 34 | | b | 2996 | 2841 | 117 | 33 | 4 | 1 |
| 35 | | c | 39 | 32 | 7 | – | – | – |
| 36 | | d | 101,3 | 101,1 | 106,4 | 100,0 | 100,0 | 100,0 |
| 37 | Gm. w. Dzierzgowo | a | 150 | 146 | 4 | – | – | – |
| 38 | | b | 149 | 145 | 4 | – | – | – |
| 39 | | c | -1 | -1 | – | – | – | – |
| 40 | | d | 99,3 | 99,3 | 100,0 | x | x | x |
| 41 | Gm. w. Lipowiec Kościelny | a | 212 | 200 | 10 | 2 | – | – |
| 42 | | b | 213 | 201 | 10 | 2 | – | – |
| 43 | | c | 1 | 1 | – | – | – | – |
| 44 | | d | 100,5 | 100,5 | 100,0 | 100,0 | x | x |

¹ Przewidywana liczba pracujących podawana przy pierwszym zgłoszeniu o wpis do rejestru REGON. Nie ma ustawowego

¹ Expected number of employed persons declared at the moment of registration to REGON register. There is no legal obligation

PODREGIONÓW, POWIATÓW I GMIN (cd.)
SUBREGIONS, POWIATS AND GMINAS (cont.)

| Sektor publiczny <i>Public sector</i> | | | | | | Sektor <i>Private</i> | | |
|--|---|--------------|--------------|--------------|---|--------------------------|---|--------------|
| razem <i>total</i> | 0–9 pracujących <i>employed persons</i> | 10–49 | 50–249 | 250–999 | 1000 pracujących i więcej <i>employed persons and more</i> | razem <i>total</i> | 0–9 pracujących <i>employed persons</i> | 10–49 |
| 32 | 18 | 12 | 2 | – | – | 389 | 373 | 15 |
| 31 | 17 | 12 | 2 | – | – | 403 | 388 | 14 |
| -1 | -1 | – | – | – | – | 14 | 15 | -1 |
| 96,9 | 94,4 | 100,0 | 100,0 | x | x | 103,6 | 104,0 | 93,3 |
| 156 | 94 | 48 | 13 | 1 | – | 3163 | 3058 | 91 |
| 158 | 96 | 48 | 13 | 1 | – | 3159 | 3053 | 93 |
| 2 | 2 | – | – | – | – | -4 | -5 | 2 |
| 101,3 | 102,1 | 100,0 | 100,0 | 100,0 | x | 99,9 | 99,8 | 102,2 |
| 95 | 59 | 24 | 11 | 1 | – | 1692 | 1623 | 58 |
| 96 | 60 | 24 | 11 | 1 | – | 1668 | 1601 | 56 |
| 1 | 1 | – | – | – | – | -24 | -22 | -2 |
| 101,1 | 101,7 | 100,0 | 100,0 | 100,0 | x | 98,6 | 98,6 | 96,6 |
| 24 | 15 | 9 | – | – | – | 752 | 732 | 19 |
| 24 | 15 | 9 | – | – | – | 768 | 745 | 23 |
| – | – | – | – | – | – | 16 | 13 | 4 |
| 100,0 | 100,0 | 100,0 | x | x | x | 102,1 | 101,8 | 121,1 |
| 13 | 6 | 6 | 1 | – | – | 171 | 168 | 2 |
| 13 | 6 | 6 | 1 | – | – | 181 | 178 | 2 |
| – | – | – | – | – | – | 10 | 10 | – |
| 100,0 | 100,0 | 100,0 | 100,0 | x | x | 105,8 | 106,0 | 100,0 |
| 14 | 7 | 7 | – | – | – | 348 | 339 | 8 |
| 14 | 7 | 7 | – | – | – | 352 | 343 | 8 |
| – | – | – | – | – | – | 4 | 4 | – |
| 100,0 | 100,0 | 100,0 | x | x | x | 101,1 | 101,2 | 100,0 |
| 10 | 7 | 2 | 1 | – | – | 200 | 196 | 4 |
| 11 | 8 | 2 | 1 | – | – | 190 | 186 | 4 |
| 1 | 1 | – | – | – | – | -10 | -10 | – |
| 110,0 | 114,3 | 100,0 | 100,0 | x | x | 95,0 | 94,9 | 100,0 |
| 210 | 119 | 68 | 22 | 1 | – | 4776 | 4621 | 126 |
| 206 | 118 | 65 | 22 | 1 | – | 4899 | 4736 | 134 |
| -4 | -1 | -3 | – | – | – | 123 | 115 | 8 |
| 98,1 | 99,2 | 95,6 | 100,0 | 100,0 | x | 102,6 | 102,5 | 106,3 |
| 112 | 70 | 23 | 18 | 1 | – | 2845 | 2739 | 87 |
| 109 | 68 | 22 | 18 | 1 | – | 2885 | 2771 | 95 |
| -3 | -2 | -1 | – | – | – | 40 | 32 | 8 |
| 97,3 | 97,1 | 95,7 | 100,0 | 100,0 | x | 101,4 | 101,2 | 109,2 |
| 7 | 4 | 3 | – | – | – | 143 | 142 | 1 |
| 7 | 4 | 3 | – | – | – | 142 | 141 | 1 |
| – | – | – | – | – | – | -1 | -1 | – |
| 100,0 | 100,0 | 100,0 | x | x | x | 99,3 | 99,3 | 100,0 |
| 10 | 5 | 5 | – | – | – | 202 | 195 | 5 |
| 10 | 5 | 5 | – | – | – | 203 | 196 | 5 |
| – | – | – | – | – | – | 1 | 1 | – |
| 100,0 | 100,0 | 100,0 | x | x | x | 100,5 | 100,5 | 100,0 |

obowiązku aktualizacji tej informacji przez podmiot.
to update this information by the entity.

| prywatny sector | | | | | | | | | Lp. No. |
|--------------------|--------------|--|--|---|--------------|--------------|---------|--|------------|
| 50-249 | 250-999 | 1000 pracujących i więcej employed persons and more | w tym osoby fizyczne prowadzące działalność gospodarczą of which natural persons conducting economic activity | | | | | 1000 pracujących i więcej employed persons and more | |
| | | | razem total | 0-9 pracujących employed persons | 10-49 | 50-249 | 250-999 | | |
| 1 | - | - | 321 | 316 | 5 | - | - | - | 1 |
| 1 | - | - | 337 | 332 | 5 | - | - | - | 2 |
| - | - | - | 16 | 16 | - | - | - | - | 3 |
| 100,0 | x | x | 105,0 | 105,1 | 100,0 | x | x | x | 4 |
| 13 | 1 | - | 2631 | 2597 | 34 | - | - | - | 5 |
| 12 | 1 | - | 2601 | 2567 | 34 | - | - | - | 6 |
| -1 | - | - | -30 | -30 | - | - | - | - | 7 |
| 92,3 | 100,0 | x | 98,9 | 98,8 | 100,0 | x | x | x | 8 |
| 10 | 1 | - | 1383 | 1363 | 20 | - | - | - | 9 |
| 10 | 1 | - | 1343 | 1325 | 18 | - | - | - | 10 |
| - | - | - | -40 | -38 | -2 | - | - | - | 11 |
| 100,0 | 100,0 | x | 97,1 | 97,2 | 90,0 | x | x | x | 12 |
| 1 | - | - | 658 | 652 | 6 | - | - | - | 13 |
| - | - | - | 665 | 657 | 8 | - | - | - | 14 |
| -1 | - | - | 7 | 5 | 2 | - | - | - | 15 |
| x | x | x | 101,1 | 100,8 | 133,3 | x | x | x | 16 |
| 1 | - | - | 139 | 137 | 2 | - | - | - | 17 |
| 1 | - | - | 150 | 148 | 2 | - | - | - | 18 |
| - | - | - | 11 | 11 | - | - | - | - | 19 |
| 100,0 | x | x | 107,9 | 108,0 | 100,0 | x | x | x | 20 |
| 1 | - | - | 284 | 281 | 3 | - | - | - | 21 |
| 1 | - | - | 286 | 283 | 3 | - | - | - | 22 |
| - | - | - | 2 | 2 | - | - | - | - | 23 |
| 100,0 | x | x | 100,7 | 100,7 | 100,0 | x | x | x | 24 |
| - | - | - | 167 | 164 | 3 | - | - | - | 25 |
| - | - | - | 157 | 154 | 3 | - | - | - | 26 |
| - | - | - | -10 | -10 | - | - | - | - | 27 |
| x | x | x | 94,0 | 93,9 | 100,0 | x | x | x | 28 |
| 24 | 4 | 1 | 3897 | 3834 | 60 | 3 | - | - | 29 |
| 24 | 4 | 1 | 3977 | 3911 | 63 | 3 | - | - | 30 |
| - | - | - | 80 | 77 | 3 | - | - | - | 31 |
| 100,0 | 100,0 | 100,0 | 102,1 | 102,0 | 105,0 | 100,0 | x | x | 32 |
| 15 | 3 | 1 | 2288 | 2244 | 41 | 3 | - | - | 33 |
| 15 | 3 | 1 | 2314 | 2267 | 44 | 3 | - | - | 34 |
| - | - | - | 26 | 23 | 3 | - | - | - | 35 |
| 100,0 | 100,0 | 100,0 | 101,1 | 101,0 | 107,3 | 100,0 | x | x | 36 |
| - | - | - | 125 | 125 | - | - | - | - | 37 |
| - | - | - | 124 | 124 | - | - | - | - | 38 |
| - | - | - | -1 | -1 | - | - | - | - | 39 |
| x | x | x | 99,2 | 99,2 | x | x | x | x | 40 |
| 2 | - | - | 171 | 169 | 2 | - | - | - | 41 |
| 2 | - | - | 169 | 167 | 2 | - | - | - | 42 |
| - | - | - | -2 | -2 | - | - | - | - | 43 |
| 100,0 | x | x | 98,8 | 98,8 | 100,0 | x | x | x | 44 |

TABL. 2. **PODMIOTY GOSPODARKI NARODOWEJ WEDŁUG PRZEWIDYWANEJ LICZBY PRACUJĄCYCH¹ ORAZ ENTITIES OF THE NATIONAL ECONOMY BY EXPECTED NUMBER OF EMPLOYED PERSONS¹ AND BY**

| Lp. No. | WYSZCZEGÓLNIENIE SPECIFICATION a – 31 XII 2013 b – 31 XII 2014 c – przyrost/spadek increase/decrease d – 2013 = 100 | Ogółem Total | | | | | |
|------------|---|-----------------|---|--------------|--------------|--------------|--|
| | | ogółem total | 0–9 pracujących employed persons | 10–49 | 50–249 | 250–999 | 1000 pracujących i więcej employed persons and more |
| | PODREGION CIECHANOWSKO-PŁOCKI (cd.) | | | | | | |
| | SUBREGION CIECHANOWSKO-PŁOCKI (cont.) | | | | | | |
| | Powiat mławski (dok.) | | | | | | |
| | Powiat mławski (cont.) | | | | | | |
| 1 | Gm. w. Radzanów a | 198 | 189 | 8 | 1 | – | – |
| 2 | b | 194 | 182 | 11 | 1 | – | – |
| 3 | c | –4 | –7 | 3 | – | – | – |
| 4 | d | 98,0 | 96,3 | 137,5 | 100,0 | x | x |
| 5 | Gm. w. Strzegowo a | 344 | 328 | 15 | 1 | – | – |
| 6 | b | 377 | 362 | 14 | 1 | – | – |
| 7 | c | 33 | 34 | –1 | – | – | – |
| 8 | d | 109,6 | 110,4 | 93,3 | 100,0 | x | x |
| 9 | Gm. w. Stupsk a | 253 | 239 | 12 | 2 | – | – |
| 10 | b | 253 | 239 | 12 | 2 | – | – |
| 11 | c | – | – | – | – | – | – |
| 12 | d | 100,0 | 100,0 | 100,0 | 100,0 | x | x |
| 13 | Gm. w. Szreńsk a | 199 | 187 | 10 | 2 | – | – |
| 14 | b | 198 | 190 | 6 | 2 | – | – |
| 15 | c | –1 | 3 | –4 | – | – | – |
| 16 | d | 99,5 | 101,6 | 60,0 | 100,0 | x | x |
| 17 | Gm. w. Szydłowo a | 194 | 186 | 7 | 1 | – | – |
| 18 | b | 219 | 211 | 7 | 1 | – | – |
| 19 | c | 25 | 25 | – | – | – | – |
| 20 | d | 112,9 | 113,4 | 100,0 | 100,0 | x | x |
| 21 | Gm. w. Wieczfnia Kościelna a | 196 | 184 | 8 | 3 | 1 | – |
| 22 | b | 209 | 197 | 8 | 3 | 1 | – |
| 23 | c | 13 | 13 | – | – | – | – |
| 24 | d | 106,6 | 107,1 | 100,0 | 100,0 | 100,0 | x |
| 25 | Gm. w. Wiśniewo a | 283 | 272 | 10 | 1 | – | – |
| 26 | b | 300 | 289 | 10 | 1 | – | – |
| 27 | c | 17 | 17 | – | – | – | – |
| 28 | d | 106,0 | 106,3 | 100,0 | 100,0 | x | x |
| 29 | Powiat płocki a | 6804 | 6459 | 300 | 42 | 3 | – |
| 30 | Powiat płocki b | 7017 | 6660 | 308 | 46 | 3 | – |
| 31 | c | 213 | 201 | 8 | 4 | – | – |
| 32 | d | 103,1 | 103,1 | 102,7 | 109,5 | 100,0 | x |
| 33 | Gm. m-w. Drobin a | 413 | 391 | 17 | 5 | – | – |
| 34 | b | 433 | 411 | 15 | 6 | 1 | – |
| 35 | c | 20 | 20 | –2 | 1 | 1 | – |
| 36 | d | 104,8 | 105,1 | 88,2 | 120,0 | x | x |
| 37 | Gm. m-w. Gąbin a | 828 | 793 | 32 | 3 | – | – |
| 38 | b | 857 | 820 | 34 | 3 | – | – |
| 39 | c | 29 | 27 | 2 | – | – | – |
| 40 | d | 103,5 | 103,4 | 106,3 | 100,0 | x | x |
| 41 | Gm. m-w. Wyszogród a | 306 | 290 | 13 | 3 | – | – |
| 42 | b | 316 | 300 | 13 | 3 | – | – |
| 43 | c | 10 | 10 | – | – | – | – |
| 44 | d | 103,3 | 103,4 | 100,0 | 100,0 | x | x |

¹ Przewidywana liczba pracujących podawana przy pierwszym zgłoszeniu o wpis do rejestru REGON. Nie ma ustawowego

¹ Expected number of employed persons declared at the moment of registration to REGON register. There is no legal obligation

PODREGIONÓW, POWIATÓW I GMIN (cd.)
SUBREGIONS, POWIATS AND GMINAS (cont.)

| Sektor publiczny <i>Public sector</i> | | | | | | Sektor <i>Private</i> | | |
|--|---|-------------|--------------|----------|---|--------------------------|---|--------------|
| razem <i>total</i> | 0–9 pracujących <i>employed persons</i> | 10–49 | 50–249 | 250–999 | 1000 pracujących i więcej <i>employed persons and more</i> | razem <i>total</i> | 0–9 pracujących <i>employed persons</i> | 10–49 |
| 12 | 8 | 3 | 1 | – | – | 186 | 181 | 5 |
| 12 | 8 | 3 | 1 | – | – | 182 | 174 | 8 |
| – | – | – | – | – | – | –4 | –7 | 3 |
| 100,0 | 100,0 | 100,0 | 100,0 | x | x | 97,8 | 96,1 | 160,0 |
| 17 | 10 | 7 | – | – | – | 327 | 318 | 8 |
| 17 | 10 | 7 | – | – | – | 359 | 351 | 7 |
| – | – | – | – | – | – | 32 | 33 | –1 |
| 100,0 | 100,0 | 100,0 | x | x | x | 109,8 | 110,4 | 87,5 |
| 11 | 4 | 6 | 1 | – | – | 242 | 235 | 6 |
| 10 | 3 | 6 | 1 | – | – | 243 | 236 | 6 |
| –1 | –1 | – | – | – | – | 1 | 1 | – |
| 90,9 | 75,0 | 100,0 | 100,0 | x | x | 100,4 | 100,4 | 100,0 |
| 13 | 7 | 5 | 1 | – | – | 186 | 180 | 5 |
| 13 | 9 | 3 | 1 | – | – | 185 | 181 | 3 |
| – | 2 | –2 | – | – | – | –1 | 1 | –2 |
| 100,0 | 128,6 | 60,0 | 100,0 | x | x | 99,5 | 100,6 | 60,0 |
| 8 | 3 | 5 | – | – | – | 186 | 183 | 2 |
| 8 | 3 | 5 | – | – | – | 211 | 208 | 2 |
| – | – | – | – | – | – | 25 | 25 | – |
| 100,0 | 100,0 | 100,0 | x | x | x | 113,4 | 113,7 | 100,0 |
| 9 | 3 | 6 | – | – | – | 187 | 181 | 2 |
| 9 | 3 | 6 | – | – | – | 200 | 194 | 2 |
| – | – | – | – | – | – | 13 | 13 | – |
| 100,0 | 100,0 | 100,0 | x | x | x | 107,0 | 107,2 | 100,0 |
| 11 | 5 | 5 | 1 | – | – | 272 | 267 | 5 |
| 11 | 5 | 5 | 1 | – | – | 289 | 284 | 5 |
| – | – | – | – | – | – | 17 | 17 | – |
| 100,0 | 100,0 | 100,0 | 100,0 | x | x | 106,3 | 106,4 | 100,0 |
| 267 | 136 | 119 | 12 | – | – | 6537 | 6323 | 181 |
| 269 | 138 | 118 | 13 | – | – | 6748 | 6522 | 190 |
| 2 | 2 | –1 | 1 | – | – | 211 | 199 | 9 |
| 100,7 | 101,5 | 99,2 | 108,3 | x | x | 103,2 | 103,1 | 105,0 |
| 26 | 18 | 7 | 1 | – | – | 387 | 373 | 10 |
| 28 | 20 | 7 | 1 | – | – | 405 | 391 | 8 |
| 2 | 2 | – | – | – | – | 18 | 18 | –2 |
| 107,7 | 111,1 | 100,0 | 100,0 | x | x | 104,7 | 104,8 | 80,0 |
| 28 | 13 | 12 | 3 | – | – | 800 | 780 | 20 |
| 29 | 14 | 12 | 3 | – | – | 828 | 806 | 22 |
| 1 | 1 | – | – | – | – | 28 | 26 | 2 |
| 103,6 | 107,7 | 100,0 | 100,0 | x | x | 103,5 | 103,3 | 110,0 |
| 28 | 19 | 8 | 1 | – | – | 278 | 271 | 5 |
| 27 | 18 | 8 | 1 | – | – | 289 | 282 | 5 |
| –1 | –1 | – | – | – | – | 11 | 11 | – |
| 96,4 | 94,7 | 100,0 | 100,0 | x | x | 104,0 | 104,1 | 100,0 |

obowiązku aktualizacji tej informacji przez podmiot.
to update this information by the entity.

| prywatny sector | | | | | | | | | Lp. No. |
|--------------------|--------------|--|--|---|--------------|--------------|---------|--|------------|
| 50-249 | 250-999 | 1000 pracujących i więcej employed persons and more | w tym osoby fizyczne prowadzące działalność gospodarczą of which natural persons conducting economic activity | | | | | 1000 pracujących i więcej employed persons and more | |
| | | | razem total | 0-9 pracujących employed persons | 10-49 | 50-249 | 250-999 | | |
| - | - | - | 148 | 146 | 2 | - | - | - | 1 |
| - | - | - | 139 | 134 | 5 | - | - | - | 2 |
| - | - | - | -9 | -12 | 3 | - | - | - | 3 |
| x | x | x | 93,9 | 91,8 | 250,0 | x | x | x | 4 |
| 1 | - | - | 274 | 270 | 4 | - | - | - | 5 |
| 1 | - | - | 302 | 299 | 3 | - | - | - | 6 |
| - | - | - | 28 | 29 | -1 | - | - | - | 7 |
| 100,0 | x | x | 110,2 | 110,7 | 75,0 | x | x | x | 8 |
| 1 | - | - | 194 | 192 | 2 | - | - | - | 9 |
| 1 | - | - | 192 | 190 | 2 | - | - | - | 10 |
| - | - | - | -2 | -2 | - | - | - | - | 11 |
| 100,0 | x | x | 99,0 | 99,0 | 100,0 | x | x | x | 12 |
| 1 | - | - | 161 | 156 | 5 | - | - | - | 13 |
| 1 | - | - | 159 | 156 | 3 | - | - | - | 14 |
| - | - | - | -2 | - | -2 | - | - | - | 15 |
| 100,0 | x | x | 98,8 | 100,0 | 60,0 | x | x | x | 16 |
| 1 | - | - | 163 | 162 | 1 | - | - | - | 17 |
| 1 | - | - | 182 | 181 | 1 | - | - | - | 18 |
| - | - | - | 19 | 19 | - | - | - | - | 19 |
| 100,0 | x | x | 111,7 | 111,7 | 100,0 | x | x | x | 20 |
| 3 | 1 | - | 146 | 145 | 1 | - | - | - | 21 |
| 3 | 1 | - | 156 | 155 | 1 | - | - | - | 22 |
| - | - | - | 10 | 10 | - | - | - | - | 23 |
| 100,0 | 100,0 | x | 106,8 | 106,9 | 100,0 | x | x | x | 24 |
| - | - | - | 227 | 225 | 2 | - | - | - | 25 |
| - | - | - | 240 | 238 | 2 | - | - | - | 26 |
| - | - | - | 13 | 13 | - | - | - | - | 27 |
| x | x | x | 105,7 | 105,8 | 100,0 | x | x | x | 28 |
| 30 | 3 | - | 5489 | 5398 | 82 | 9 | - | - | 29 |
| 33 | 3 | - | 5623 | 5527 | 86 | 10 | - | - | 30 |
| 3 | - | - | 134 | 129 | 4 | 1 | - | - | 31 |
| 110,0 | 100,0 | x | 102,4 | 102,4 | 104,9 | 111,1 | x | x | 32 |
| 4 | - | - | 306 | 300 | 5 | 1 | - | - | 33 |
| 5 | 1 | - | 314 | 310 | 3 | 1 | - | - | 34 |
| 1 | 1 | - | 8 | 10 | -2 | - | - | - | 35 |
| 125,0 | x | x | 102,6 | 103,3 | 60,0 | 100,0 | x | x | 36 |
| - | - | - | 687 | 677 | 10 | - | - | - | 37 |
| - | - | - | 708 | 698 | 10 | - | - | - | 38 |
| - | - | - | 21 | 21 | - | - | - | - | 39 |
| x | x | x | 103,1 | 103,1 | 100,0 | x | x | x | 40 |
| 2 | - | - | 210 | 208 | 2 | - | - | - | 41 |
| 2 | - | - | 218 | 216 | 2 | - | - | - | 42 |
| - | - | - | 8 | 8 | - | - | - | - | 43 |
| 100,0 | x | x | 103,8 | 103,8 | 100,0 | x | x | x | 44 |

TABL. 2. **PODMIOTY GOSPODARKI NARODOWEJ WEDŁUG PRZEWIDYWANEJ LICZBY PRACUJĄCYCH¹ ORAZ ENTITIES OF THE NATIONAL ECONOMY BY EXPECTED NUMBER OF EMPLOYED PERSONS¹ AND BY**

| Lp. No. | WYSZCZEGÓLNIENIE SPECIFICATION a – 31 XII 2013 b – 31 XII 2014 c – przyrost/spadek increase/decrease d – 2013 = 100 | Ogółem Total | | | | | | |
|------------|---|-----------------|---|-------|--------|---------|--|---|
| | | ogółem total | 0–9 pracujących employed persons | 10–49 | 50–249 | 250–999 | 1000 pracujących i więcej employed persons and more | |
| | PODREGION CIECHANOWSKO-PŁOCKI (cd.) | | | | | | | |
| | SUBREGION CIECHANOWSKO-PŁOCKI (cont.) | | | | | | | |
| | Powiat płocki (cd.) | | | | | | | |
| | Powiat płocki (cont.) | | | | | | | |
| 1 | Gm. w. Bielsk | a | 501 | 474 | 22 | 4 | 1 | – |
| 2 | | b | 517 | 490 | 22 | 4 | 1 | – |
| 3 | | c | 16 | 16 | – | – | – | – |
| 4 | | d | 103,2 | 103,4 | 100,0 | 100,0 | 100,0 | x |
| 5 | Gm. w. Bodzanów | a | 475 | 456 | 16 | 3 | – | – |
| 6 | | b | 491 | 472 | 16 | 3 | – | – |
| 7 | | c | 16 | 16 | – | – | – | – |
| 8 | | d | 103,4 | 103,5 | 100,0 | 100,0 | x | x |
| 9 | Gm. w. Brudzeń Duży | a | 441 | 415 | 23 | 3 | – | – |
| 10 | | b | 443 | 419 | 21 | 3 | – | – |
| 11 | | c | 2 | 4 | -2 | – | – | – |
| 12 | | d | 100,5 | 101,0 | 91,3 | 100,0 | x | x |
| 13 | Gm. w. Bulkowo | a | 236 | 220 | 15 | 1 | – | – |
| 14 | | b | 242 | 226 | 15 | 1 | – | – |
| 15 | | c | 6 | 6 | – | – | – | – |
| 16 | | d | 102,5 | 102,7 | 100,0 | 100,0 | x | x |
| 17 | Gm. w. Łąck | a | 406 | 386 | 17 | 3 | – | – |
| 18 | | b | 419 | 395 | 20 | 4 | – | – |
| 19 | | c | 13 | 9 | 3 | 1 | – | – |
| 20 | | d | 103,2 | 102,3 | 117,6 | 133,3 | x | x |
| 21 | Gm. w. Mała Wieś | a | 293 | 272 | 20 | 1 | – | – |
| 22 | | b | 293 | 272 | 20 | 1 | – | – |
| 23 | | c | – | – | – | – | – | – |
| 24 | | d | 100,0 | 100,0 | 100,0 | 100,0 | x | x |
| 25 | Gm. w. Nowy Duninów | a | 245 | 237 | 8 | – | – | – |
| 26 | | b | 252 | 243 | 8 | 1 | – | – |
| 27 | | c | 7 | 6 | – | 1 | – | – |
| 28 | | d | 102,9 | 102,5 | 100,0 | x | x | x |
| 29 | Gm. w. Radzanowo | a | 526 | 495 | 29 | 2 | – | – |
| 30 | | b | 559 | 529 | 28 | 2 | – | – |
| 31 | | c | 33 | 34 | -1 | – | – | – |
| 32 | | d | 106,3 | 106,9 | 96,6 | 100,0 | x | x |
| 33 | Gm. w. Słubice | a | 226 | 213 | 12 | 1 | – | – |
| 34 | | b | 238 | 225 | 12 | 1 | – | – |
| 35 | | c | 12 | 12 | – | – | – | – |
| 36 | | d | 105,3 | 105,6 | 100,0 | 100,0 | x | x |
| 37 | Gm. w. Słupno | a | 764 | 727 | 31 | 4 | 2 | – |
| 38 | | b | 795 | 756 | 33 | 5 | 1 | – |
| 39 | | c | 31 | 29 | 2 | 1 | -1 | – |
| 40 | | d | 104,1 | 104,0 | 106,5 | 125,0 | 50,0 | x |
| 41 | Gm. w. Stara Biała | a | 782 | 740 | 33 | 9 | – | – |
| 42 | | b | 798 | 751 | 38 | 9 | – | – |
| 43 | | c | 16 | 11 | 5 | – | – | – |
| 44 | | d | 102,0 | 101,5 | 115,2 | 100,0 | x | x |

1 Przewidywana liczba pracujących podawana przy pierwszym zgłoszeniu o wpis do rejestru REGON. Nie ma ustawowego

1 Expected number of employed persons declared at the moment of registration to REGON register. There is no legal obligation

PODREGIONÓW, POWIATÓW I GMIN (cd.)
SUBREGIONS, POWIATS AND GMINAS (cont.)

| Sektor publiczny <i>Public sector</i> | | | | | | Sektor <i>Private</i> | | |
|--|---|-------|--------|---------|---|--------------------------|---|-------|
| razem <i>total</i> | 0–9 pracujących <i>employed persons</i> | 10–49 | 50–249 | 250–999 | 1000 pracujących i więcej <i>employed persons and more</i> | razem <i>total</i> | 0–9 pracujących <i>employed persons</i> | 10–49 |
| 27 | 14 | 12 | 1 | – | – | 474 | 460 | 10 |
| 27 | 14 | 12 | 1 | – | – | 490 | 476 | 10 |
| – | – | – | – | – | – | 16 | 16 | – |
| 100,0 | 100,0 | 100,0 | 100,0 | x | x | 103,4 | 103,5 | 100,0 |
| 16 | 6 | 9 | 1 | – | – | 459 | 450 | 7 |
| 15 | 6 | 8 | 1 | – | – | 476 | 466 | 8 |
| -1 | – | -1 | – | – | – | 17 | 16 | 1 |
| 93,8 | 100,0 | 88,9 | 100,0 | x | x | 103,7 | 103,6 | 114,3 |
| 18 | 9 | 9 | – | – | – | 423 | 406 | 14 |
| 17 | 9 | 8 | – | – | – | 426 | 410 | 13 |
| -1 | – | -1 | – | – | – | 3 | 4 | -1 |
| 94,4 | 100,0 | 88,9 | x | x | x | 100,7 | 101,0 | 92,9 |
| 14 | 8 | 6 | – | – | – | 222 | 212 | 9 |
| 14 | 8 | 6 | – | – | – | 228 | 218 | 9 |
| – | – | – | – | – | – | 6 | 6 | – |
| 100,0 | 100,0 | 100,0 | x | x | x | 102,7 | 102,8 | 100,0 |
| 14 | 8 | 6 | – | – | – | 392 | 378 | 11 |
| 14 | 8 | 6 | – | – | – | 405 | 387 | 14 |
| – | – | – | – | – | – | 13 | 9 | 3 |
| 100,0 | 100,0 | 100,0 | x | x | x | 103,3 | 102,4 | 127,3 |
| 14 | 5 | 8 | 1 | – | – | 279 | 267 | 12 |
| 14 | 5 | 8 | 1 | – | – | 279 | 267 | 12 |
| – | – | – | – | – | – | – | – | – |
| 100,0 | 100,0 | 100,0 | 100,0 | x | x | 100,0 | 100,0 | 100,0 |
| 9 | 5 | 4 | – | – | – | 236 | 232 | 4 |
| 10 | 5 | 4 | 1 | – | – | 242 | 238 | 4 |
| 1 | – | – | 1 | – | – | 6 | 6 | – |
| 111,1 | 100,0 | 100,0 | x | x | x | 102,5 | 102,6 | 100,0 |
| 15 | 4 | 11 | – | – | – | 511 | 491 | 18 |
| 15 | 4 | 11 | – | – | – | 544 | 525 | 17 |
| – | – | – | – | – | – | 33 | 34 | -1 |
| 100,0 | 100,0 | 100,0 | x | x | x | 106,5 | 106,9 | 94,4 |
| 9 | 4 | 5 | – | – | – | 217 | 209 | 7 |
| 9 | 4 | 5 | – | – | – | 229 | 221 | 7 |
| – | – | – | – | – | – | 12 | 12 | – |
| 100,0 | 100,0 | 100,0 | x | x | x | 105,5 | 105,7 | 100,0 |
| 11 | 3 | 8 | – | – | – | 753 | 724 | 23 |
| 11 | 3 | 8 | – | – | – | 784 | 753 | 25 |
| – | – | – | – | – | – | 31 | 29 | 2 |
| 100,0 | 100,0 | 100,0 | x | x | x | 104,1 | 104,0 | 108,7 |
| 20 | 11 | 5 | 4 | – | – | 762 | 729 | 28 |
| 21 | 11 | 6 | 4 | – | – | 777 | 740 | 32 |
| 1 | – | 1 | – | – | – | 15 | 11 | 4 |
| 105,0 | 100,0 | 120,0 | 100,0 | x | x | 102,0 | 101,5 | 114,3 |

obowiązku aktualizacji tej informacji przez podmiot.
to update this information by the entity.

| prywatny sector | | | | | | | | | Lp. No. |
|--------------------|---------|--|--|---|-------|--------|---------|--|------------|
| 50-249 | 250-999 | 1000 pracujących i więcej employed persons and more | w tym osoby fizyczne prowadzące działalność gospodarczą of which natural persons conducting economic activity | | | | | 1000 pracujących i więcej employed persons and more | |
| | | | razem total | 0-9 pracujących employed persons | 10-49 | 50-249 | 250-999 | | |
| 3 | 1 | - | 400 | 396 | 4 | - | - | - | 1 |
| 3 | 1 | - | 407 | 403 | 4 | - | - | - | 2 |
| - | - | - | 7 | 7 | - | - | - | - | 3 |
| 100,0 | 100,0 | x | 101,8 | 101,8 | 100,0 | x | x | x | 4 |
| 2 | - | - | 404 | 398 | 5 | 1 | - | - | 5 |
| 2 | - | - | 415 | 408 | 6 | 1 | - | - | 6 |
| - | - | - | 11 | 10 | 1 | - | - | - | 7 |
| 100,0 | x | x | 102,7 | 102,5 | 120,0 | 100,0 | x | x | 8 |
| 3 | - | - | 346 | 337 | 6 | 3 | - | - | 9 |
| 3 | - | - | 346 | 338 | 5 | 3 | - | - | 10 |
| - | - | - | - | 1 | -1 | - | - | - | 11 |
| 100,0 | x | x | 100,0 | 100,3 | 83,3 | 100,0 | x | x | 12 |
| 1 | - | - | 186 | 180 | 6 | - | - | - | 13 |
| 1 | - | - | 189 | 183 | 6 | - | - | - | 14 |
| - | - | - | 3 | 3 | - | - | - | - | 15 |
| 100,0 | x | x | 101,6 | 101,7 | 100,0 | x | x | x | 16 |
| 3 | - | - | 310 | 307 | 1 | 2 | - | - | 17 |
| 4 | - | - | 315 | 311 | 2 | 2 | - | - | 18 |
| 1 | - | - | 5 | 4 | 1 | - | - | - | 19 |
| 133,3 | x | x | 101,6 | 101,3 | 200,0 | 100,0 | x | x | 20 |
| - | - | - | 219 | 216 | 3 | - | - | - | 21 |
| - | - | - | 218 | 215 | 3 | - | - | - | 22 |
| - | - | - | -1 | -1 | - | - | - | - | 23 |
| x | x | x | 99,5 | 99,5 | 100,0 | x | x | x | 24 |
| - | - | - | 206 | 204 | 2 | - | - | - | 25 |
| - | - | - | 213 | 211 | 2 | - | - | - | 26 |
| - | - | - | 7 | 7 | - | - | - | - | 27 |
| x | x | x | 103,4 | 103,4 | 100,0 | x | x | x | 28 |
| 2 | - | - | 434 | 428 | 5 | 1 | - | - | 29 |
| 2 | - | - | 460 | 455 | 4 | 1 | - | - | 30 |
| - | - | - | 26 | 27 | -1 | - | - | - | 31 |
| 100,0 | x | x | 106,0 | 106,3 | 80,0 | 100,0 | x | x | 32 |
| 1 | - | - | 183 | 181 | 2 | - | - | - | 33 |
| 1 | - | - | 192 | 190 | 2 | - | - | - | 34 |
| - | - | - | 9 | 9 | - | - | - | - | 35 |
| 100,0 | x | x | 104,9 | 105,0 | 100,0 | x | x | x | 36 |
| 4 | 2 | - | 655 | 641 | 13 | 1 | - | - | 37 |
| 5 | 1 | - | 675 | 659 | 14 | 2 | - | - | 38 |
| 1 | -1 | - | 20 | 18 | 1 | 1 | - | - | 39 |
| 125,0 | 50,0 | x | 103,1 | 102,8 | 107,7 | 200,0 | x | x | 40 |
| 5 | - | - | 652 | 636 | 16 | - | - | - | 41 |
| 5 | - | - | 659 | 639 | 20 | - | - | - | 42 |
| - | - | - | 7 | 3 | 4 | - | - | - | 43 |
| 100,0 | x | x | 101,1 | 100,5 | 125,0 | x | x | x | 44 |

TABL. 2. **PODMIOTY GOSPODARKI NARODOWEJ WEDŁUG PRZEWIDYWANEJ LICZBY PRACUJĄCYCH¹ ORAZ ENTITIES OF THE NATIONAL ECONOMY BY EXPECTED NUMBER OF EMPLOYED PERSONS¹ AND BY**

| Lp. No. | WYSZCZEGÓLNIENIE SPECIFICATION a – 31 XII 2013 b – 31 XII 2014 c – przyrost/spadek increase/decrease d – 2013 = 100 | Ogółem Total | | | | | |
|------------|---|-----------------|---|--------------|--------------|--------------|--|
| | | ogółem total | 0–9 pracujących employed persons | 10–49 | 50–249 | 250–999 | 1000 pracujących i więcej employed persons and more |
| | PODREGION CIECHANOWSKO-PŁOCKI (cd.) | | | | | | |
| | SUBREGION CIECHANOWSKO-PŁOCKI (cont.) | | | | | | |
| | Powiat płocki (dok.) | | | | | | |
| | Powiat płocki (cont.) | | | | | | |
| 1 | Gm. w. Staroźreby | a | 362 | 350 | 12 | – | – |
| 2 | | b | 364 | 351 | 13 | – | – |
| 3 | | c | 2 | 1 | 1 | – | – |
| 4 | | d | 100,6 | 100,3 | 108,3 | x | x |
| 5 | Powiat płoński | a | 6244 | 5974 | 231 | 38 | 1 |
| 6 | Powiat płoński | b | 6309 | 6032 | 236 | 40 | 1 |
| 7 | | c | 65 | 58 | 5 | 2 | – |
| 8 | | d | 101,0 | 101,0 | 102,2 | 105,3 | 100,0 |
| 9 | M. Płońsk | a | 2618 | 2514 | 79 | 24 | 1 |
| 10 | | b | 2609 | 2504 | 80 | 24 | 1 |
| 11 | | c | -9 | -10 | 1 | – | – |
| 12 | | d | 99,7 | 99,6 | 101,3 | 100,0 | 100,0 |
| 13 | M. Raciąż | a | 378 | 346 | 29 | 3 | – |
| 14 | | b | 378 | 346 | 29 | 3 | – |
| 15 | | c | – | – | – | – | – |
| 16 | | d | 100,0 | 100,0 | 100,0 | 100,0 | x |
| 17 | Gm. w. Baboszewo | a | 412 | 395 | 15 | 2 | – |
| 18 | | b | 420 | 402 | 16 | 2 | – |
| 19 | | c | 8 | 7 | 1 | – | – |
| 20 | | d | 101,9 | 101,8 | 106,7 | 100,0 | x |
| 21 | Gm. w. Czerwińsk nad Wisłą..... | a | 332 | 315 | 15 | 2 | – |
| 22 | | b | 330 | 313 | 15 | 2 | – |
| 23 | | c | -2 | -2 | – | – | – |
| 24 | | d | 99,4 | 99,4 | 100,0 | 100,0 | x |
| 25 | Gm. w. Dzierżążnia | a | 176 | 170 | 6 | – | – |
| 26 | | b | 186 | 180 | 6 | – | – |
| 27 | | c | 10 | 10 | – | – | – |
| 28 | | d | 105,7 | 105,9 | 100,0 | x | x |
| 29 | Gm. w. Joniec | a | 168 | 164 | 4 | – | – |
| 30 | | b | 164 | 159 | 5 | – | – |
| 31 | | c | -4 | -5 | 1 | – | – |
| 32 | | d | 97,6 | 97,0 | 125,0 | x | x |
| 33 | Gm. w. Naruszewo | a | 276 | 267 | 9 | – | – |
| 34 | | b | 282 | 272 | 10 | – | – |
| 35 | | c | 6 | 5 | 1 | – | – |
| 36 | | d | 102,2 | 101,9 | 111,1 | x | x |
| 37 | Gm. w. Nowe Miasto | a | 281 | 265 | 14 | 2 | – |
| 38 | | b | 277 | 261 | 14 | 2 | – |
| 39 | | c | -4 | -4 | – | – | – |
| 40 | | d | 98,6 | 98,5 | 100,0 | 100,0 | x |
| 41 | Gm. w. Płońsk | a | 514 | 492 | 19 | 3 | – |
| 42 | | b | 531 | 509 | 19 | 3 | – |
| 43 | | c | 17 | 17 | – | – | – |
| 44 | | d | 103,3 | 103,5 | 100,0 | 100,0 | x |

¹ Przewidywana liczba pracujących podawana przy pierwszym zgłoszeniu o wpis do rejestru REGON. Nie ma ustawowego

¹ Expected number of employed persons declared at the moment of registration to REGON register. There is no legal obligation

PODREGIONÓW, POWIATÓW I GMIN (cd.)
SUBREGIONS, POWIATS AND GMINAS (cont.)

| Sektor publiczny <i>Public sector</i> | | | | | | Sektor <i>Private</i> | | |
|--|---|--------------|--------------|--------------|---|--------------------------|---|--------------|
| razem <i>total</i> | 0–9 pracujących <i>employed persons</i> | 10–49 | 50–249 | 250–999 | 1000 pracujących i więcej <i>employed persons and more</i> | razem <i>total</i> | 0–9 pracujących <i>employed persons</i> | 10–49 |
| 18 | 9 | 9 | – | – | – | 344 | 341 | 3 |
| 18 | 9 | 9 | – | – | – | 346 | 342 | 4 |
| – | – | – | – | – | – | 2 | 1 | 1 |
| 100,0 | 100,0 | 100,0 | x | x | x | 100,6 | 100,3 | 133,3 |
| 241 | 132 | 87 | 21 | 1 | – | 6003 | 5842 | 144 |
| 239 | 130 | 87 | 21 | 1 | – | 6069 | 5901 | 149 |
| -2 | -2 | – | – | – | – | 66 | 59 | 5 |
| 99,2 | 98,5 | 100,0 | 100,0 | 100,0 | x | 101,1 | 101,0 | 103,5 |
| 85 | 46 | 22 | 16 | 1 | – | 2533 | 2468 | 57 |
| 83 | 44 | 22 | 16 | 1 | – | 2526 | 2460 | 58 |
| -2 | -2 | – | – | – | – | -7 | -8 | 1 |
| 97,6 | 95,7 | 100,0 | 100,0 | 100,0 | x | 99,7 | 99,7 | 101,8 |
| 26 | 15 | 9 | 2 | – | – | 352 | 331 | 20 |
| 26 | 15 | 9 | 2 | – | – | 351 | 330 | 20 |
| – | – | – | – | – | – | -1 | -1 | – |
| 100,0 | 100,0 | 100,0 | 100,0 | x | x | 99,7 | 99,7 | 100,0 |
| 13 | 6 | 7 | – | – | – | 399 | 389 | 8 |
| 13 | 6 | 7 | – | – | – | 407 | 396 | 9 |
| – | – | – | – | – | – | 8 | 7 | 1 |
| 100,0 | 100,0 | 100,0 | x | x | x | 102,0 | 101,8 | 112,5 |
| 19 | 10 | 8 | 1 | – | – | 313 | 305 | 7 |
| 19 | 10 | 8 | 1 | – | – | 311 | 303 | 7 |
| – | – | – | – | – | – | -2 | -2 | – |
| 100,0 | 100,0 | 100,0 | 100,0 | x | x | 99,4 | 99,3 | 100,0 |
| 9 | 4 | 5 | – | – | – | 167 | 166 | 1 |
| 9 | 4 | 5 | – | – | – | 177 | 176 | 1 |
| – | – | – | – | – | – | 10 | 10 | – |
| 100,0 | 100,0 | 100,0 | x | x | x | 106,0 | 106,0 | 100,0 |
| 12 | 10 | 2 | – | – | – | 156 | 154 | 2 |
| 12 | 10 | 2 | – | – | – | 152 | 149 | 3 |
| – | – | – | – | – | – | -4 | -5 | 1 |
| 100,0 | 100,0 | 100,0 | x | x | x | 97,4 | 96,8 | 150,0 |
| 14 | 8 | 6 | – | – | – | 262 | 259 | 3 |
| 14 | 8 | 6 | – | – | – | 268 | 264 | 4 |
| – | – | – | – | – | – | 6 | 5 | 1 |
| 100,0 | 100,0 | 100,0 | x | x | x | 102,3 | 101,9 | 133,3 |
| 13 | 6 | 6 | 1 | – | – | 268 | 259 | 8 |
| 13 | 6 | 6 | 1 | – | – | 264 | 255 | 8 |
| – | – | – | – | – | – | -4 | -4 | – |
| 100,0 | 100,0 | 100,0 | 100,0 | x | x | 98,5 | 98,5 | 100,0 |
| 6 | 2 | 4 | – | – | – | 508 | 490 | 15 |
| 6 | 2 | 4 | – | – | – | 525 | 507 | 15 |
| – | – | – | – | – | – | 17 | 17 | – |
| 100,0 | 100,0 | 100,0 | x | x | x | 103,3 | 103,5 | 100,0 |

obowiązku aktualizacji tej informacji przez podmiot.
to update this information by the entity.

| prywatny sector | | | | | | | | | Lp. No. |
|--------------------|---------|--|--|---|-------|--------|---------|--|------------|
| 50-249 | 250-999 | 1000 pracujących i więcej employed persons and more | w tym osoby fizyczne prowadzące działalność gospodarczą of which natural persons conducting economic activity | | | | | 1000 pracujących i więcej employed persons and more | |
| | | | razem total | 0-9 pracujących employed persons | 10-49 | 50-249 | 250-999 | | |
| - | - | - | 291 | 289 | 2 | - | - | - | 1 |
| - | - | - | 294 | 291 | 3 | - | - | - | 2 |
| - | - | - | 3 | 2 | 1 | - | - | - | 3 |
| x | x | x | 101,0 | 100,7 | 150,0 | x | x | x | 4 |
| 17 | - | - | 4973 | 4911 | 59 | 3 | - | - | 5 |
| 19 | - | - | 4975 | 4908 | 64 | 3 | - | - | 6 |
| 2 | - | - | 2 | -3 | 5 | - | - | - | 7 |
| 111,8 | x | x | 100,0 | 99,9 | 108,5 | 100,0 | x | x | 8 |
| 8 | - | - | 2057 | 2032 | 23 | 2 | - | - | 9 |
| 8 | - | - | 2031 | 2005 | 24 | 2 | - | - | 10 |
| - | - | - | -26 | -27 | 1 | - | - | - | 11 |
| 100,0 | x | x | 98,7 | 98,7 | 104,3 | 100,0 | x | x | 12 |
| 1 | - | - | 286 | 279 | 7 | - | - | - | 13 |
| 1 | - | - | 280 | 273 | 7 | - | - | - | 14 |
| - | - | - | -6 | -6 | - | - | - | - | 15 |
| 100,0 | x | x | 97,9 | 97,8 | 100,0 | x | x | x | 16 |
| 2 | - | - | 340 | 337 | 3 | - | - | - | 17 |
| 2 | - | - | 344 | 339 | 5 | - | - | - | 18 |
| - | - | - | 4 | 2 | 2 | - | - | - | 19 |
| 100,0 | x | x | 101,2 | 100,6 | 166,7 | x | x | x | 20 |
| 1 | - | - | 261 | 260 | 1 | - | - | - | 21 |
| 1 | - | - | 257 | 256 | 1 | - | - | - | 22 |
| - | - | - | -4 | -4 | - | - | - | - | 23 |
| 100,0 | x | x | 98,5 | 98,5 | 100,0 | x | x | x | 24 |
| - | - | - | 139 | 139 | - | - | - | - | 25 |
| - | - | - | 145 | 145 | - | - | - | - | 26 |
| - | - | - | 6 | 6 | - | - | - | - | 27 |
| x | x | x | 104,3 | 104,3 | x | x | x | x | 28 |
| - | - | - | 129 | 129 | - | - | - | - | 29 |
| - | - | - | 127 | 126 | 1 | - | - | - | 30 |
| - | - | - | -2 | -3 | 1 | - | - | - | 31 |
| x | x | x | 98,4 | 97,7 | x | x | x | x | 32 |
| - | - | - | 214 | 213 | 1 | - | - | - | 33 |
| - | - | - | 215 | 214 | 1 | - | - | - | 34 |
| - | - | - | 1 | 1 | - | - | - | - | 35 |
| x | x | x | 100,5 | 100,5 | 100,0 | x | x | x | 36 |
| 1 | - | - | 239 | 234 | 5 | - | - | - | 37 |
| 1 | - | - | 230 | 225 | 5 | - | - | - | 38 |
| - | - | - | -9 | -9 | - | - | - | - | 39 |
| 100,0 | x | x | 96,2 | 96,2 | 100,0 | x | x | x | 40 |
| 3 | - | - | 434 | 427 | 6 | 1 | - | - | 41 |
| 3 | - | - | 443 | 436 | 6 | 1 | - | - | 42 |
| - | - | - | 9 | 9 | - | - | - | - | 43 |
| 100,0 | x | x | 102,1 | 102,1 | 100,0 | 100,0 | x | x | 44 |

TABL. 2. **PODMIOTY GOSPODARKI NARODOWEJ WEDŁUG PRZEWIDYWANEJ LICZBY PRACUJĄCYCH¹ ORAZ ENTITIES OF THE NATIONAL ECONOMY BY EXPECTED NUMBER OF EMPLOYED PERSONS¹ AND BY**

| Lp. No. | WYSZCZEGÓLNIENIE SPECIFICATION a – 31 XII 2013 b – 31 XII 2014 c – przyrost/spadek increase/decrease d – 2013 = 100 | Ogółem Total | | | | | |
|------------|---|-----------------|---|-------------|--------------|--------------|--|
| | | ogółem total | 0–9 pracujących employed persons | 10–49 | 50–249 | 250–999 | 1000 pracujących i więcej employed persons and more |
| | PODREGION CIECHANOWSKO-PŁOCKI (cd.) SUBREGION CIECHANOWSKO-PŁOCKI (cont.) | | | | | | |
| | Powiat płoński (dok.) Powiat płoński (cont.) | | | | | | |
| 1 | Gm. w. Raciąż a | 304 | 293 | 11 | – | – | – |
| 2 | b | 325 | 314 | 11 | – | – | – |
| 3 | c | 21 | 21 | – | – | – | – |
| 4 | d | 106,9 | 107,2 | 100,0 | x | x | x |
| 5 | Gm. w. Sochocin a | 455 | 439 | 14 | 2 | – | – |
| 6 | b | 457 | 440 | 15 | 2 | – | – |
| 7 | c | 2 | 1 | 1 | – | – | – |
| 8 | d | 100,4 | 100,2 | 107,1 | 100,0 | x | x |
| 9 | Gm. w. Żaluzki a | 330 | 314 | 16 | – | – | – |
| 10 | b | 350 | 332 | 16 | 2 | – | – |
| 11 | c | 20 | 18 | – | 2 | – | – |
| 12 | d | 106,1 | 105,7 | 100,0 | x | x | x |
| 13 | Powiat sierpecki a | 3241 | 3051 | 153 | 32 | 5 | – |
| 14 | Powiat sierpecki | 3331 | 3146 | 148 | 32 | 5 | – |
| 15 | c | 90 | 95 | -5 | – | – | – |
| 16 | d | 102,8 | 103,1 | 96,7 | 100,0 | 100,0 | x |
| 17 | M. Sierpc a | 1698 | 1579 | 90 | 25 | 4 | – |
| 18 | b | 1713 | 1599 | 85 | 25 | 4 | – |
| 19 | c | 15 | 20 | -5 | – | – | – |
| 20 | d | 100,9 | 101,3 | 94,4 | 100,0 | 100,0 | x |
| 21 | Gm. w. Gozdowo a | 252 | 240 | 11 | 1 | – | – |
| 22 | b | 269 | 258 | 10 | 1 | – | – |
| 23 | c | 17 | 18 | -1 | – | – | – |
| 24 | d | 106,7 | 107,5 | 90,9 | 100,0 | x | x |
| 25 | Gm. w. Mochowo a | 247 | 238 | 8 | 1 | – | – |
| 26 | b | 253 | 244 | 8 | 1 | – | – |
| 27 | c | 6 | 6 | – | – | – | – |
| 28 | d | 102,4 | 102,5 | 100,0 | 100,0 | x | x |
| 29 | Gm. w. Rościszewo a | 159 | 154 | 5 | – | – | – |
| 30 | b | 164 | 159 | 5 | – | – | – |
| 31 | c | 5 | 5 | – | – | – | – |
| 32 | d | 103,1 | 103,2 | 100,0 | x | x | x |
| 33 | Gm. w. Sierpc a | 394 | 374 | 16 | 3 | 1 | – |
| 34 | b | 406 | 385 | 17 | 3 | 1 | – |
| 35 | c | 12 | 11 | 1 | – | – | – |
| 36 | d | 103,0 | 102,9 | 106,3 | 100,0 | 100,0 | x |
| 37 | Gm. w. Szczutowo a | 182 | 167 | 15 | – | – | – |
| 38 | b | 203 | 188 | 15 | – | – | – |
| 39 | c | 21 | 21 | – | – | – | – |
| 40 | d | 111,5 | 112,6 | 100,0 | x | x | x |
| 41 | Gm. w. Zawidz a | 309 | 299 | 8 | 2 | – | – |
| 42 | b | 323 | 313 | 8 | 2 | – | – |
| 43 | c | 14 | 14 | – | – | – | – |
| 44 | d | 104,5 | 104,7 | 100,0 | 100,0 | x | x |

1 Przewidywana liczba pracujących podawana przy pierwszym zgłoszeniu o wpis do rejestru REGON. Nie ma ustawowego

1 Expected number of employed persons declared at the moment of registration to REGON register. There is no legal obligation

PODREGIONÓW, POWIATÓW I GMIN (cd.)

SUBREGIONS, POWIATS AND GMINAS (cont.)

| Sektor publiczny <i>Public sector</i> | | | | | | Sektor <i>Private</i> | | |
|--|---|-------------|-------------|--------------|---|--------------------------|---|-------------|
| razem <i>total</i> | 0–9 pracujących <i>employed persons</i> | 10–49 | 50–249 | 250–999 | 1000 pracujących i więcej <i>employed persons and more</i> | razem <i>total</i> | 0–9 pracujących <i>employed persons</i> | 10–49 |
| 18 | 14 | 4 | – | – | – | 286 | 279 | 7 |
| 18 | 14 | 4 | – | – | – | 307 | 300 | 7 |
| – | – | – | – | – | – | 21 | 21 | – |
| 100,0 | 100,0 | 100,0 | x | x | x | 107,3 | 107,5 | 100,0 |
| 12 | 7 | 4 | 1 | – | – | 443 | 432 | 10 |
| 12 | 7 | 4 | 1 | – | – | 445 | 433 | 11 |
| – | – | – | – | – | – | 2 | 1 | 1 |
| 100,0 | 100,0 | 100,0 | 100,0 | x | x | 100,5 | 100,2 | 110,0 |
| 14 | 4 | 10 | – | – | – | 316 | 310 | 6 |
| 14 | 4 | 10 | – | – | – | 336 | 328 | 6 |
| – | – | – | – | – | – | 20 | 18 | – |
| 100,0 | 100,0 | 100,0 | x | x | x | 106,3 | 105,8 | 100,0 |
| 177 | 88 | 71 | 17 | 1 | – | 3064 | 2963 | 82 |
| 174 | 87 | 70 | 16 | 1 | – | 3157 | 3059 | 78 |
| -3 | -1 | -1 | -1 | – | – | 93 | 96 | -4 |
| 98,3 | 98,9 | 98,6 | 94,1 | 100,0 | x | 103,0 | 103,2 | 95,1 |
| 99 | 51 | 32 | 15 | 1 | – | 1599 | 1528 | 58 |
| 97 | 50 | 32 | 14 | 1 | – | 1616 | 1549 | 53 |
| -2 | -1 | – | -1 | – | – | 17 | 21 | -5 |
| 98,0 | 98,0 | 100,0 | 93,3 | 100,0 | x | 101,1 | 101,4 | 91,4 |
| 12 | 5 | 7 | – | – | – | 240 | 235 | 4 |
| 12 | 5 | 7 | – | – | – | 257 | 253 | 3 |
| – | – | – | – | – | – | 17 | 18 | -1 |
| 100,0 | 100,0 | 100,0 | x | x | x | 107,1 | 107,7 | 75,0 |
| 8 | 2 | 5 | 1 | – | – | 239 | 236 | 3 |
| 8 | 2 | 5 | 1 | – | – | 245 | 242 | 3 |
| – | – | – | – | – | – | 6 | 6 | – |
| 100,0 | 100,0 | 100,0 | 100,0 | x | x | 102,5 | 102,5 | 100,0 |
| 9 | 6 | 3 | – | – | – | 150 | 148 | 2 |
| 9 | 6 | 3 | – | – | – | 155 | 153 | 2 |
| – | – | – | – | – | – | 5 | 5 | – |
| 100,0 | 100,0 | 100,0 | x | x | x | 103,3 | 103,4 | 100,0 |
| 19 | 11 | 8 | – | – | – | 375 | 363 | 8 |
| 19 | 11 | 8 | – | – | – | 387 | 374 | 9 |
| – | – | – | – | – | – | 12 | 11 | 1 |
| 100,0 | 100,0 | 100,0 | x | x | x | 103,2 | 103,0 | 112,5 |
| 15 | 5 | 10 | – | – | – | 167 | 162 | 5 |
| 15 | 5 | 10 | – | – | – | 188 | 183 | 5 |
| – | – | – | – | – | – | 21 | 21 | – |
| 100,0 | 100,0 | 100,0 | x | x | x | 112,6 | 113,0 | 100,0 |
| 15 | 8 | 6 | 1 | – | – | 294 | 291 | 2 |
| 14 | 8 | 5 | 1 | – | – | 309 | 305 | 3 |
| -1 | – | -1 | – | – | – | 15 | 14 | 1 |
| 93,3 | 100,0 | 83,3 | 100,0 | x | x | 105,1 | 104,8 | 150,0 |

obowiązku aktualizacji tej informacji przez podmiot.

to update this information by the entity.

| prywatny sector | | | | | | | | | Lp. No. |
|--------------------|---------|--|--|---|-------|--------|---------|--|------------|
| 50-249 | 250-999 | 1000 pracujących i więcej employed persons and more | w tym osoby fizyczne prowadzące działalność gospodarczą of which natural persons conducting economic activity | | | | | | |
| | | | razem total | 0-9 pracujących employed persons | 10-49 | 50-249 | 250-999 | 1000 pracujących i więcej employed persons and more | |
| - | - | - | 245 | 239 | 6 | - | - | - | 1 |
| - | - | - | 265 | 259 | 6 | - | - | - | 2 |
| - | - | - | 20 | 20 | - | - | - | - | 3 |
| x | x | x | 108,2 | 108,4 | 100,0 | x | x | x | 4 |
| 1 | - | - | 376 | 372 | 4 | - | - | - | 5 |
| 1 | - | - | 371 | 366 | 5 | - | - | - | 6 |
| - | - | - | -5 | -6 | 1 | - | - | - | 7 |
| 100,0 | x | x | 98,7 | 98,4 | 125,0 | x | x | x | 8 |
| - | - | - | 253 | 250 | 3 | - | - | - | 9 |
| 2 | - | - | 267 | 264 | 3 | - | - | - | 10 |
| 2 | - | - | 14 | 14 | - | - | - | - | 11 |
| x | x | x | 105,5 | 105,6 | 100,0 | x | x | x | 12 |
| 15 | 4 | - | 2529 | 2490 | 36 | 2 | 1 | - | 13 |
| 16 | 4 | - | 2595 | 2554 | 38 | 2 | 1 | - | 14 |
| 1 | - | - | 66 | 64 | 2 | - | - | - | 15 |
| 106,7 | 100,0 | x | 102,6 | 102,6 | 105,6 | 100,0 | 100,0 | x | 16 |
| 10 | 3 | - | 1306 | 1282 | 22 | 2 | - | - | 17 |
| 11 | 3 | - | 1311 | 1284 | 25 | 2 | - | - | 18 |
| 1 | - | - | 5 | 2 | 3 | - | - | - | 19 |
| 110,0 | 100,0 | x | 100,4 | 100,2 | 113,6 | 100,0 | x | x | 20 |
| 1 | - | - | 186 | 185 | 1 | - | - | - | 21 |
| 1 | - | - | 199 | 199 | - | - | - | - | 22 |
| - | - | - | 13 | 14 | -1 | - | - | - | 23 |
| 100,0 | x | x | 107,0 | 107,6 | x | x | x | x | 24 |
| - | - | - | 198 | 196 | 2 | - | - | - | 25 |
| - | - | - | 204 | 202 | 2 | - | - | - | 26 |
| - | - | - | 6 | 6 | - | - | - | - | 27 |
| x | x | x | 103,0 | 103,1 | 100,0 | x | x | x | 28 |
| - | - | - | 129 | 128 | 1 | - | - | - | 29 |
| - | - | - | 132 | 131 | 1 | - | - | - | 30 |
| - | - | - | 3 | 3 | - | - | - | - | 31 |
| x | x | x | 102,3 | 102,3 | 100,0 | x | x | x | 32 |
| 3 | 1 | - | 326 | 318 | 7 | - | 1 | - | 33 |
| 3 | 1 | - | 333 | 325 | 7 | - | 1 | - | 34 |
| - | - | - | 7 | 7 | - | - | - | - | 35 |
| 100,0 | 100,0 | x | 102,1 | 102,2 | 100,0 | x | 100,0 | x | 36 |
| - | - | - | 143 | 141 | 2 | - | - | - | 37 |
| - | - | - | 163 | 161 | 2 | - | - | - | 38 |
| - | - | - | 20 | 20 | - | - | - | - | 39 |
| x | x | x | 114,0 | 114,2 | 100,0 | x | x | x | 40 |
| 1 | - | - | 241 | 240 | 1 | - | - | - | 41 |
| 1 | - | - | 253 | 252 | 1 | - | - | - | 42 |
| - | - | - | 12 | 12 | - | - | - | - | 43 |
| 100,0 | x | x | 105,0 | 105,0 | 100,0 | x | x | x | 44 |

TABL. 2. PODMIOTY GOSPODARKI NARODOWEJ WEDŁUG PRZEWIDYWANEJ LICZBY PRACUJĄCYCH¹ ORAZ ENTITIES OF THE NATIONAL ECONOMY BY EXPECTED NUMBER OF EMPLOYED PERSONS¹ AND BY

| Lp. No. | WYSZCZEGÓLNIENIE SPECIFICATION a – 31 XII 2013 b – 31 XII 2014 c – przyrost/spadek increase/decrease d – 2013 = 100 | Ogółem Total | | | | | |
|------------|---|-----------------|---|--------------|--------------|--------------|--|
| | | ogółem total | 0–9 pracujących employed persons | 10–49 | 50–249 | 250–999 | 1000 pracujących i więcej employed persons and more |
| | PODREGION CIECHANOWSKO-PŁOCKI (dok.) | | | | | | |
| | SUBREGION CIECHANOWSKO-PŁOCKI (cont.) | | | | | | |
| 1 | Powiat żuromiński a | 2616 | 2518 | 83 | 14 | 1 | – |
| 2 | Powiat żuromiński b | 2647 | 2548 | 84 | 14 | 1 | – |
| 3 | c | 31 | 30 | 1 | – | – | – |
| 4 | d | 101,2 | 101,2 | 101,2 | 100,0 | 100,0 | x |
| 5 | Gm. m-w. Biezuń a | 373 | 358 | 13 | 2 | – | – |
| 6 | b | 361 | 346 | 13 | 2 | – | – |
| 7 | c | -12 | -12 | – | – | – | – |
| 8 | d | 96,8 | 96,6 | 100,0 | 100,0 | x | x |
| 9 | Gm. m-w. Żuromin a | 1282 | 1231 | 40 | 10 | 1 | – |
| 10 | b | 1283 | 1232 | 40 | 10 | 1 | – |
| 11 | c | 1 | 1 | – | – | – | – |
| 12 | d | 100,1 | 100,1 | 100,0 | 100,0 | 100,0 | x |
| 13 | Gm. w. Kuczbork-Osada a | 201 | 195 | 5 | 1 | – | – |
| 14 | b | 213 | 207 | 5 | 1 | – | – |
| 15 | c | 12 | 12 | – | – | – | – |
| 16 | d | 106,0 | 106,2 | 100,0 | 100,0 | x | x |
| 17 | Gm. w. Lubowidz a | 426 | 412 | 13 | 1 | – | – |
| 18 | b | 438 | 424 | 13 | 1 | – | – |
| 19 | c | 12 | 12 | – | – | – | – |
| 20 | d | 102,8 | 102,9 | 100,0 | 100,0 | x | x |
| 21 | Gm. w. Lutocin a | 198 | 189 | 9 | – | – | – |
| 22 | b | 205 | 196 | 9 | – | – | – |
| 23 | c | 7 | 7 | – | – | – | – |
| 24 | d | 103,5 | 103,7 | 100,0 | x | x | x |
| 25 | Gm. w. Siemiatkowo a | 136 | 133 | 3 | – | – | – |
| 26 | b | 147 | 143 | 4 | – | – | – |
| 27 | c | 11 | 10 | 1 | – | – | – |
| 28 | d | 108,1 | 107,5 | 133,3 | x | x | x |
| | Miasto na prawach powiatu | | | | | | |
| | City with powiat status | | | | | | |
| 29 | Płock a | 12537 | 11775 | 589 | 147 | 22 | 4 |
| 30 | b | 12467 | 11699 | 592 | 149 | 22 | 5 |
| 31 | c | -70 | -76 | 3 | 2 | – | 1 |
| 32 | d | 99,4 | 99,4 | 100,5 | 101,4 | 100,0 | 125,0 |
| 33 | PODREGION OSTROŁĘCKO-SIEDLECKI a | 58764 | 56512 | 1858 | 350 | 37 | 7 |
| 34 | SUBREGION OSTROŁĘCKO-SIEDLECKI b | 59603 | 57327 | 1883 | 349 | 37 | 7 |
| 35 | c | 839 | 815 | 25 | -1 | – | – |
| 36 | d | 101,4 | 101,4 | 101,3 | 99,7 | 100,0 | 100,0 |
| 37 | Powiat łosicki a | 2231 | 2127 | 92 | 10 | 2 | – |
| 38 | Powiat łosicki b | 2282 | 2176 | 94 | 10 | 2 | – |
| 39 | c | 51 | 49 | 2 | – | – | – |
| 40 | d | 102,3 | 102,3 | 102,2 | 100,0 | 100,0 | x |
| 41 | Gm. m-w. Łosice a | 1092 | 1037 | 45 | 8 | 2 | – |
| 42 | b | 1108 | 1052 | 46 | 8 | 2 | – |
| 43 | c | 16 | 15 | 1 | – | – | – |
| 44 | d | 101,5 | 101,4 | 102,2 | 100,0 | 100,0 | x |

1 Przewidywana liczba pracujących podawana przy pierwszym zgłoszeniu o wpis do rejestru REGON. Nie ma ustawowego

1 Expected number of employed persons declared at the moment of registration to REGON register. There is no legal obligation

PODREGIONÓW, POWIATÓW I GMIN (cd.)

SUBREGIONS, POWIATS AND GMINAS (cont.)

| Sektor publiczny <i>Public sector</i> | | | | | | Sektor <i>Private</i> | | |
|--|---|--------------|--------------|--------------|---|--------------------------|---|--------------|
| razem <i>total</i> | 0–9 pracujących <i>employed persons</i> | 10–49 | 50–249 | 250–999 | 1000 pracujących i więcej <i>employed persons and more</i> | razem <i>total</i> | 0–9 pracujących <i>employed persons</i> | 10–49 |
| 124 | 60 | 56 | 7 | 1 | – | 2492 | 2458 | 27 |
| 127 | 63 | 56 | 7 | 1 | – | 2520 | 2485 | 28 |
| 3 | 3 | – | – | – | – | 28 | 27 | 1 |
| 102,4 | 105,0 | 100,0 | 100,0 | 100,0 | x | 101,1 | 101,1 | 103,7 |
| 14 | 7 | 6 | 1 | – | – | 359 | 351 | 7 |
| 14 | 7 | 6 | 1 | – | – | 347 | 339 | 7 |
| – | – | – | – | – | – | -12 | -12 | – |
| 100,0 | 100,0 | 100,0 | 100,0 | x | x | 96,7 | 96,6 | 100,0 |
| 50 | 21 | 24 | 4 | 1 | – | 1232 | 1210 | 16 |
| 51 | 22 | 24 | 4 | 1 | – | 1232 | 1210 | 16 |
| 1 | 1 | – | – | – | – | – | – | – |
| 102,0 | 104,8 | 100,0 | 100,0 | 100,0 | x | 100,0 | 100,0 | 100,0 |
| 20 | 14 | 5 | 1 | – | – | 181 | 181 | – |
| 20 | 14 | 5 | 1 | – | – | 193 | 193 | – |
| – | – | – | – | – | – | 12 | 12 | – |
| 100,0 | 100,0 | 100,0 | 100,0 | x | x | 106,6 | 106,6 | x |
| 18 | 6 | 11 | 1 | – | – | 408 | 406 | 2 |
| 20 | 8 | 11 | 1 | – | – | 418 | 416 | 2 |
| 2 | 2 | – | – | – | – | 10 | 10 | – |
| 111,1 | 133,3 | 100,0 | 100,0 | x | x | 102,5 | 102,5 | 100,0 |
| 11 | 3 | 8 | – | – | – | 187 | 186 | 1 |
| 11 | 3 | 8 | – | – | – | 194 | 193 | 1 |
| – | – | – | – | – | – | 7 | 7 | – |
| 100,0 | 100,0 | 100,0 | x | x | x | 103,7 | 103,8 | 100,0 |
| 11 | 9 | 2 | – | – | – | 125 | 124 | 1 |
| 11 | 9 | 2 | – | – | – | 136 | 134 | 2 |
| – | – | – | – | – | – | 11 | 10 | 1 |
| 100,0 | 100,0 | 100,0 | x | x | x | 108,8 | 108,1 | 200,0 |
| 310 | 169 | 65 | 70 | 5 | 1 | 12227 | 11606 | 524 |
| 307 | 166 | 64 | 71 | 5 | 1 | 12158 | 11531 | 528 |
| -3 | -3 | -1 | 1 | – | – | -69 | -75 | 4 |
| 99,0 | 98,2 | 98,5 | 101,4 | 100,0 | 100,0 | 99,4 | 99,4 | 100,8 |
| 2095 | 1202 | 683 | 192 | 16 | 2 | 56669 | 55310 | 1175 |
| 2071 | 1178 | 681 | 194 | 16 | 2 | 57526 | 56143 | 1202 |
| -24 | -24 | -2 | 2 | – | – | 857 | 833 | 27 |
| 98,9 | 98,0 | 99,7 | 101,0 | 100,0 | 100,0 | 101,5 | 101,5 | 102,3 |
| 120 | 69 | 42 | 8 | 1 | – | 2111 | 2058 | 50 |
| 122 | 70 | 43 | 8 | 1 | – | 2160 | 2106 | 51 |
| 2 | 1 | 1 | – | – | – | 49 | 48 | 1 |
| 101,7 | 101,4 | 102,4 | 100,0 | 100,0 | x | 102,3 | 102,3 | 102,0 |
| 62 | 36 | 19 | 6 | 1 | – | 1030 | 1001 | 26 |
| 63 | 37 | 19 | 6 | 1 | – | 1045 | 1015 | 27 |
| 1 | 1 | – | – | – | – | 15 | 14 | 1 |
| 101,6 | 102,8 | 100,0 | 100,0 | 100,0 | x | 101,5 | 101,4 | 103,8 |

obowiązku aktualizacji tej informacji przez podmiot.
to update this information by the entity.

| prywatny sector | | | | | | | | | Lp. No. |
|--------------------|---------|--|--|---|-------|--------|---------|--|------------|
| 50-249 | 250-999 | 1000 pracujących i więcej employed persons and more | w tym osoby fizyczne prowadzące działalność gospodarczą of which natural persons conducting economic activity | | | | | | |
| | | | razem total | 0-9 pracujących employed persons | 10-49 | 50-249 | 250-999 | 1000 pracujących i więcej employed persons and more | |
| 7 | - | - | 2176 | 2168 | 8 | - | - | - | 1 |
| 7 | - | - | 2188 | 2179 | 9 | - | - | - | 2 |
| - | - | - | 12 | 11 | 1 | - | - | - | 3 |
| 100,0 | x | x | 100,6 | 100,5 | 112,5 | x | x | x | 4 |
| 1 | - | - | 311 | 310 | 1 | - | - | - | 5 |
| 1 | - | - | 296 | 295 | 1 | - | - | - | 6 |
| - | - | - | -15 | -15 | - | - | - | - | 7 |
| 100,0 | x | x | 95,2 | 95,2 | 100,0 | x | x | x | 8 |
| 6 | - | - | 1062 | 1055 | 7 | - | - | - | 9 |
| 6 | - | - | 1055 | 1048 | 7 | - | - | - | 10 |
| - | - | - | -7 | -7 | - | - | - | - | 11 |
| 100,0 | x | x | 99,3 | 99,3 | 100,0 | x | x | x | 12 |
| - | - | - | 162 | 162 | - | - | - | - | 13 |
| - | - | - | 169 | 169 | - | - | - | - | 14 |
| - | - | - | 7 | 7 | - | - | - | - | 15 |
| x | x | x | 104,3 | 104,3 | x | x | x | x | 16 |
| - | - | - | 373 | 373 | - | - | - | - | 17 |
| - | - | - | 381 | 381 | - | - | - | - | 18 |
| - | - | - | 8 | 8 | - | - | - | - | 19 |
| x | x | x | 102,1 | 102,1 | x | x | x | x | 20 |
| - | - | - | 167 | 167 | - | - | - | - | 21 |
| - | - | - | 176 | 176 | - | - | - | - | 22 |
| - | - | - | 9 | 9 | - | - | - | - | 23 |
| x | x | x | 105,4 | 105,4 | x | x | x | x | 24 |
| - | - | - | 101 | 101 | - | - | - | - | 25 |
| - | - | - | 111 | 110 | 1 | - | - | - | 26 |
| - | - | - | 10 | 9 | 1 | - | - | - | 27 |
| x | x | x | 109,9 | 108,9 | x | x | x | x | 28 |
| 77 | 17 | 3 | 9175 | 9017 | 153 | 5 | - | - | 29 |
| 78 | 17 | 4 | 9025 | 8863 | 158 | 4 | - | - | 30 |
| 1 | - | 1 | -150 | -154 | 5 | -1 | - | - | 31 |
| 101,3 | 100,0 | 133,3 | 98,4 | 98,3 | 103,3 | 80,0 | x | x | 32 |
| 158 | 21 | 5 | 46808 | 46373 | 413 | 22 | - | - | 33 |
| 155 | 21 | 5 | 47264 | 46811 | 432 | 21 | - | - | 34 |
| -3 | - | - | 456 | 438 | 19 | -1 | - | - | 35 |
| 98,1 | 100,0 | 100,0 | 101,0 | 100,9 | 104,6 | 95,5 | x | x | 36 |
| 2 | 1 | - | 1752 | 1736 | 16 | - | - | - | 37 |
| 2 | 1 | - | 1787 | 1769 | 18 | - | - | - | 38 |
| - | - | - | 35 | 33 | 2 | - | - | - | 39 |
| 100,0 | 100,0 | x | 102,0 | 101,9 | 112,5 | x | x | x | 40 |
| 2 | 1 | - | 856 | 847 | 9 | - | - | - | 41 |
| 2 | 1 | - | 867 | 856 | 11 | - | - | - | 42 |
| - | - | - | 11 | 9 | 2 | - | - | - | 43 |
| 100,0 | 100,0 | x | 101,3 | 101,1 | 122,2 | x | x | x | 44 |

TABL. 2. **PODMIOTY GOSPODARKI NARODOWEJ WEDŁUG PRZEWIDYWANEJ LICZBY PRACUJĄCYCH¹ ORAZ ENTITIES OF THE NATIONAL ECONOMY BY EXPECTED NUMBER OF EMPLOYED PERSONS¹ AND BY**

| Lp. No. | WYSZCZEGÓLNIENIE SPECIFICATION a – 31 XII 2013 b – 31 XII 2014 c – przyrost/spadek increase/decrease d – 2013 = 100 | Ogółem Total | | | | | 1000 pracujących i więcej employed persons and more |
|------------|---|-----------------|---|-------------|-------------|--------------|--|
| | | ogółem total | 0–9 pracujących employed persons | 10–49 | 50–249 | 250–999 | |
| | PODREGION OSTROŁĘCKO-SIEDLECKI (cd.) SUBREGION OSTROŁĘCKO-SIEDLECKI (cont.) | | | | | | |
| | Powiat łosicki (dok.) Powiat łosicki (cont.) | | | | | | |
| 1 | Gm. w. Huszlew a | 140 | 132 | 8 | – | – | – |
| 2 | b | 148 | 139 | 9 | – | – | – |
| 3 | c | 8 | 7 | 1 | – | – | – |
| 4 | d | 105,7 | 105,3 | 112,5 | x | x | x |
| 5 | Gm. w. Olszanka a | 215 | 204 | 11 | – | – | – |
| 6 | b | 221 | 211 | 10 | – | – | – |
| 7 | c | 6 | 7 | -1 | – | – | – |
| 8 | d | 102,8 | 103,4 | 90,9 | x | x | x |
| 9 | Gm. w. Płaterów a | 258 | 249 | 9 | – | – | – |
| 10 | b | 273 | 264 | 9 | – | – | – |
| 11 | c | 15 | 15 | – | – | – | – |
| 12 | d | 105,8 | 106,0 | 100,0 | x | x | x |
| 13 | Gm. w. Sarnaki a | 276 | 266 | 9 | 1 | – | – |
| 14 | b | 278 | 267 | 10 | 1 | – | – |
| 15 | c | 2 | 1 | 1 | – | – | – |
| 16 | d | 100,7 | 100,4 | 111,1 | 100,0 | x | x |
| 17 | Gm. w. Stara Kornica a | 250 | 239 | 10 | 1 | – | – |
| 18 | b | 254 | 243 | 10 | 1 | – | – |
| 19 | c | 4 | 4 | – | – | – | – |
| 20 | d | 101,6 | 101,7 | 100,0 | 100,0 | x | x |
| 21 | Powiat makowski a | 3549 | 3418 | 114 | 16 | 1 | – |
| 22 | Powiat makowski b | 3624 | 3498 | 110 | 15 | 1 | – |
| 23 | c | 75 | 80 | -4 | -1 | – | – |
| 24 | d | 102,1 | 102,3 | 96,5 | 93,8 | 100,0 | x |
| 25 | M. Maków Mazowiecki a | 1193 | 1146 | 36 | 10 | 1 | – |
| 26 | b | 1163 | 1119 | 33 | 10 | 1 | – |
| 27 | c | -30 | -27 | -3 | – | – | – |
| 28 | d | 97,5 | 97,6 | 91,7 | 100,0 | 100,0 | x |
| 29 | Gm. m-w. Różan a | 382 | 360 | 19 | 3 | – | – |
| 30 | b | 397 | 375 | 19 | 3 | – | – |
| 31 | c | 15 | 15 | – | – | – | – |
| 32 | d | 103,9 | 104,2 | 100,0 | 100,0 | x | x |
| 33 | Gm. w. Czerwonka a | 135 | 130 | 5 | – | – | – |
| 34 | b | 145 | 140 | 5 | – | – | – |
| 35 | c | 10 | 10 | – | – | – | – |
| 36 | d | 107,4 | 107,7 | 100,0 | x | x | x |
| 37 | Gm. w. Karniewo a | 274 | 263 | 11 | – | – | – |
| 38 | b | 299 | 288 | 11 | – | – | – |
| 39 | c | 25 | 25 | – | – | – | – |
| 40 | d | 109,1 | 109,5 | 100,0 | x | x | x |
| 41 | Gm. w. Krasnosielc a | 455 | 445 | 8 | 2 | – | – |
| 42 | b | 467 | 457 | 8 | 2 | – | – |
| 43 | c | 12 | 12 | – | – | – | – |
| 44 | d | 102,6 | 102,7 | 100,0 | 100,0 | x | x |

1 Przewidywana liczba pracujących podawana przy pierwszym zgłoszeniu o wpis do rejestru REGON. Nie ma ustawowego

1 Expected number of employed persons declared at the moment of registration to REGON register. There is no legal obligation

PODREGIONÓW, POWIATÓW I GMIN (cd.)

SUBREGIONS, POWIATS AND GMINAS (cont.)

| Sektor publiczny <i>Public sector</i> | | | | | | Sektor <i>Private</i> | | |
|--|---|-------------|--------------|--------------|---|--------------------------|---|-------------|
| razem <i>total</i> | 0–9 pracujących <i>employed persons</i> | 10–49 | 50–249 | 250–999 | 1000 pracujących i więcej <i>employed persons and more</i> | razem <i>total</i> | 0–9 pracujących <i>employed persons</i> | 10–49 |
| 9 | 5 | 4 | – | – | – | 131 | 127 | 4 |
| 9 | 5 | 4 | – | – | – | 139 | 134 | 5 |
| – | – | – | – | – | – | 8 | 7 | 1 |
| 100,0 | 100,0 | 100,0 | x | x | x | 106,1 | 105,5 | 125,0 |
| 11 | 5 | 6 | – | – | – | 204 | 199 | 5 |
| 11 | 5 | 6 | – | – | – | 210 | 206 | 4 |
| – | – | – | – | – | – | 6 | 7 | -1 |
| 100,0 | 100,0 | 100,0 | x | x | x | 102,9 | 103,5 | 80,0 |
| 14 | 10 | 4 | – | – | – | 244 | 239 | 5 |
| 14 | 10 | 4 | – | – | – | 259 | 254 | 5 |
| – | – | – | – | – | – | 15 | 15 | – |
| 100,0 | 100,0 | 100,0 | x | x | x | 106,1 | 106,3 | 100,0 |
| 15 | 10 | 4 | 1 | – | – | 261 | 256 | 5 |
| 16 | 10 | 5 | 1 | – | – | 262 | 257 | 5 |
| 1 | – | 1 | – | – | – | 1 | 1 | – |
| 106,7 | 100,0 | 125,0 | 100,0 | x | x | 100,4 | 100,4 | 100,0 |
| 9 | 3 | 5 | 1 | – | – | 241 | 236 | 5 |
| 9 | 3 | 5 | 1 | – | – | 245 | 240 | 5 |
| – | – | – | – | – | – | 4 | 4 | – |
| 100,0 | 100,0 | 100,0 | 100,0 | x | x | 101,7 | 101,7 | 100,0 |
| 164 | 100 | 57 | 6 | 1 | – | 3385 | 3318 | 57 |
| 160 | 97 | 56 | 6 | 1 | – | 3464 | 3401 | 54 |
| -4 | -3 | -1 | – | – | – | 79 | 83 | -3 |
| 97,6 | 97,0 | 98,2 | 100,0 | 100,0 | x | 102,3 | 102,5 | 94,7 |
| 55 | 30 | 19 | 5 | 1 | – | 1138 | 1116 | 17 |
| 52 | 28 | 18 | 5 | 1 | – | 1111 | 1091 | 15 |
| -3 | -2 | -1 | – | – | – | -27 | -25 | -2 |
| 94,5 | 93,3 | 94,7 | 100,0 | 100,0 | x | 97,6 | 97,8 | 88,2 |
| 18 | 9 | 9 | – | – | – | 364 | 351 | 10 |
| 18 | 9 | 9 | – | – | – | 379 | 366 | 10 |
| – | – | – | – | – | – | 15 | 15 | – |
| 100,0 | 100,0 | 100,0 | x | x | x | 104,1 | 104,3 | 100,0 |
| 7 | 4 | 3 | – | – | – | 128 | 126 | 2 |
| 7 | 4 | 3 | – | – | – | 138 | 136 | 2 |
| – | – | – | – | – | – | 10 | 10 | – |
| 100,0 | 100,0 | 100,0 | x | x | x | 107,8 | 107,9 | 100,0 |
| 10 | 5 | 5 | – | – | – | 264 | 258 | 6 |
| 10 | 5 | 5 | – | – | – | 289 | 283 | 6 |
| – | – | – | – | – | – | 25 | 25 | – |
| 100,0 | 100,0 | 100,0 | x | x | x | 109,5 | 109,7 | 100,0 |
| 17 | 10 | 6 | 1 | – | – | 438 | 435 | 2 |
| 17 | 10 | 6 | 1 | – | – | 450 | 447 | 2 |
| – | – | – | – | – | – | 12 | 12 | – |
| 100,0 | 100,0 | 100,0 | 100,0 | x | x | 102,7 | 102,8 | 100,0 |

obowiązku aktualizacji tej informacji przez podmiot.
to update this information by the entity.

| prywatny sector | | | | | | | | | Lp. No. |
|--------------------|----------|--|--|---|-------------|--------------|----------|--|------------|
| 50-249 | 250-999 | 1000 pracujących i więcej employed persons and more | w tym osoby fizyczne prowadzące działalność gospodarczą of which natural persons conducting economic activity | | | | | | |
| | | | razem total | 0-9 pracujących employed persons | 10-49 | 50-249 | 250-999 | 1000 pracujących i więcej employed persons and more | |
| - | - | - | 102 | 101 | 1 | - | - | - | 1 |
| - | - | - | 110 | 108 | 2 | - | - | - | 2 |
| - | - | - | 8 | 7 | 1 | - | - | - | 3 |
| x | x | x | 107,8 | 106,9 | 200,0 | x | x | x | 4 |
| - | - | - | 170 | 167 | 3 | - | - | - | 5 |
| - | - | - | 174 | 172 | 2 | - | - | - | 6 |
| - | - | - | 4 | 5 | -1 | - | - | - | 7 |
| x | x | x | 102,4 | 103,0 | 66,7 | x | x | x | 8 |
| - | - | - | 204 | 202 | 2 | - | - | - | 9 |
| - | - | - | 218 | 216 | 2 | - | - | - | 10 |
| - | - | - | 14 | 14 | - | - | - | - | 11 |
| x | x | x | 106,9 | 106,9 | 100,0 | x | x | x | 12 |
| - | - | - | 216 | 215 | 1 | - | - | - | 13 |
| - | - | - | 213 | 212 | 1 | - | - | - | 14 |
| - | - | - | -3 | -3 | - | - | - | - | 15 |
| x | x | x | 98,6 | 98,6 | 100,0 | x | x | x | 16 |
| - | - | - | 204 | 204 | - | - | - | - | 17 |
| - | - | - | 205 | 205 | - | - | - | - | 18 |
| - | - | - | 1 | 1 | - | - | - | - | 19 |
| x | x | x | 100,5 | 100,5 | x | x | x | x | 20 |
| 10 | - | - | 2847 | 2826 | 19 | 2 | - | - | 21 |
| 9 | - | - | 2912 | 2892 | 18 | 2 | - | - | 22 |
| -1 | - | - | 65 | 66 | -1 | - | - | - | 23 |
| 90,0 | x | x | 102,3 | 102,3 | 94,7 | 100,0 | x | x | 24 |
| 5 | - | - | 944 | 938 | 4 | 2 | - | - | 25 |
| 5 | - | - | 919 | 914 | 3 | 2 | - | - | 26 |
| - | - | - | -25 | -24 | -1 | - | - | - | 27 |
| 100,0 | x | x | 97,4 | 97,4 | 75,0 | 100,0 | x | x | 28 |
| 3 | - | - | 312 | 307 | 5 | - | - | - | 29 |
| 3 | - | - | 327 | 322 | 5 | - | - | - | 30 |
| - | - | - | 15 | 15 | - | - | - | - | 31 |
| 100,0 | x | x | 104,8 | 104,9 | 100,0 | x | x | x | 32 |
| - | - | - | 111 | 111 | - | - | - | - | 33 |
| - | - | - | 119 | 119 | - | - | - | - | 34 |
| - | - | - | 8 | 8 | - | - | - | - | 35 |
| x | x | x | 107,2 | 107,2 | x | x | x | x | 36 |
| - | - | - | 225 | 223 | 2 | - | - | - | 37 |
| - | - | - | 245 | 243 | 2 | - | - | - | 38 |
| - | - | - | 20 | 20 | - | - | - | - | 39 |
| x | x | x | 108,9 | 109,0 | 100,0 | x | x | x | 40 |
| 1 | - | - | 389 | 389 | - | - | - | - | 41 |
| 1 | - | - | 398 | 398 | - | - | - | - | 42 |
| - | - | - | 9 | 9 | - | - | - | - | 43 |
| 100,0 | x | x | 102,3 | 102,3 | x | x | x | x | 44 |

TABL. 2. **PODMIOTY GOSPODARKI NARODOWEJ WEDŁUG PRZEWIDYWANEJ LICZBY PRACUJĄCYCH¹ ORAZ ENTITIES OF THE NATIONAL ECONOMY BY EXPECTED NUMBER OF EMPLOYED PERSONS¹ AND BY**

| Lp. No. | WYSZCZEGÓLNIENIE SPECIFICATION a – 31 XII 2013 b – 31 XII 2014 c – przyrost/spadek increase/decrease d – 2013 = 100 | Ogółem Total | | | | | |
|------------|---|-----------------|---|--------------|--------------|----------|--|
| | | ogółem total | 0–9 pracujących employed persons | 10–49 | 50–249 | 250–999 | 1000 pracujących i więcej employed persons and more |
| | PODREGION OSTROŁĘCKO-SIEDLECKI (cd.) SUBREGION OSTROŁĘCKO-SIEDLECKI (cont.) | | | | | | |
| | Powiat makowski (dok.) Powiat makowski (cont.) | | | | | | |
| 1 | Gm. w. Młynarze a | 123 | 118 | 5 | – | – | – |
| 2 | b | 123 | 118 | 5 | – | – | – |
| 3 | c | – | – | – | – | – | – |
| 4 | d | 100,0 | 100,0 | 100,0 | x | x | x |
| 5 | Gm. w. Płoniawy-Bramura a | 371 | 362 | 8 | 1 | – | – |
| 6 | b | 394 | 387 | 7 | – | – | – |
| 7 | c | 23 | 25 | -1 | -1 | – | – |
| 8 | d | 106,2 | 106,9 | 87,5 | x | x | x |
| 9 | Gm. w. Rzewnie a | 137 | 132 | 5 | – | – | – |
| 10 | b | 150 | 145 | 5 | – | – | – |
| 11 | c | 13 | 13 | – | – | – | – |
| 12 | d | 109,5 | 109,8 | 100,0 | x | x | x |
| 13 | Gm. w. Sypniewo a | 217 | 208 | 9 | – | – | – |
| 14 | b | 221 | 212 | 9 | – | – | – |
| 15 | c | 4 | 4 | – | – | – | – |
| 16 | d | 101,8 | 101,9 | 100,0 | x | x | x |
| 17 | Gm. w. Szeków a | 262 | 254 | 8 | – | – | – |
| 18 | b | 265 | 257 | 8 | – | – | – |
| 19 | c | 3 | 3 | – | – | – | – |
| 20 | d | 101,1 | 101,2 | 100,0 | x | x | x |
| 21 | Powiat ostrołęcki a | 4963 | 4795 | 153 | 15 | – | – |
| 22 | Powiat ostrołęcki b | 5213 | 5040 | 156 | 17 | – | – |
| 23 | c | 250 | 245 | 3 | 2 | – | – |
| 24 | d | 105,0 | 105,1 | 102,0 | 113,3 | x | x |
| 25 | Gm. m-w. Myszyniec a | 583 | 561 | 19 | 3 | – | – |
| 26 | b | 637 | 614 | 20 | 3 | – | – |
| 27 | c | 54 | 53 | 1 | – | – | – |
| 28 | d | 109,3 | 109,4 | 105,3 | 100,0 | x | x |
| 29 | Gm. w. Baranowo a | 247 | 234 | 13 | – | – | – |
| 30 | b | 252 | 239 | 13 | – | – | – |
| 31 | c | 5 | 5 | – | – | – | – |
| 32 | d | 102,0 | 102,1 | 100,0 | x | x | x |
| 33 | Gm. w. Czarnia a | 111 | 107 | 3 | 1 | – | – |
| 34 | b | 112 | 108 | 3 | 1 | – | – |
| 35 | c | 1 | 1 | – | – | – | – |
| 36 | d | 100,9 | 100,9 | 100,0 | 100,0 | x | x |
| 37 | Gm. w. Czerwin a | 321 | 312 | 9 | – | – | – |
| 38 | b | 338 | 327 | 11 | – | – | – |
| 39 | c | 17 | 15 | 2 | – | – | – |
| 40 | d | 105,3 | 104,8 | 122,2 | x | x | x |
| 41 | Gm. w. Goworowo a | 391 | 379 | 11 | 1 | – | – |
| 42 | b | 389 | 377 | 10 | 2 | – | – |
| 43 | c | -2 | -2 | -1 | 1 | – | – |
| 44 | d | 99,5 | 99,5 | 90,9 | 200,0 | x | x |

1 Przewidywana liczba pracujących podawana przy pierwszym zgłoszeniu o wpis do rejestru REGON. Nie ma ustawowego

1 Expected number of employed persons declared at the moment of registration to REGON register. There is no legal obligation

PODREGIONÓW, POWIATÓW I GMIN (cd.)

SUBREGIONS, POWIATS AND GMINAS (cont.)

| Sektor publiczny <i>Public sector</i> | | | | | | Sektor <i>Private</i> | | |
|--|---|--------------|--------------|----------|---|--------------------------|---|--------------|
| razem <i>total</i> | 0–9 pracujących <i>employed persons</i> | 10–49 | 50–249 | 250–999 | 1000 pracujących i więcej <i>employed persons and more</i> | razem <i>total</i> | 0–9 pracujących <i>employed persons</i> | 10–49 |
| 9 | 8 | 1 | – | – | – | 114 | 110 | 4 |
| 9 | 8 | 1 | – | – | – | 114 | 110 | 4 |
| – | – | – | – | – | – | – | – | – |
| 100,0 | 100,0 | 100,0 | x | x | x | 100,0 | 100,0 | 100,0 |
| 19 | 14 | 5 | – | – | – | 352 | 348 | 3 |
| 20 | 15 | 5 | – | – | – | 374 | 372 | 2 |
| 1 | 1 | – | – | – | – | 22 | 24 | -1 |
| 105,3 | 107,1 | 100,0 | x | x | x | 106,3 | 106,9 | 66,7 |
| 7 | 4 | 3 | – | – | – | 130 | 128 | 2 |
| 7 | 4 | 3 | – | – | – | 143 | 141 | 2 |
| – | – | – | – | – | – | 13 | 13 | – |
| 100,0 | 100,0 | 100,0 | x | x | x | 110,0 | 110,2 | 100,0 |
| 13 | 10 | 3 | – | – | – | 204 | 198 | 6 |
| 13 | 10 | 3 | – | – | – | 208 | 202 | 6 |
| – | – | – | – | – | – | 4 | 4 | – |
| 100,0 | 100,0 | 100,0 | x | x | x | 102,0 | 102,0 | 100,0 |
| 9 | 6 | 3 | – | – | – | 253 | 248 | 5 |
| 7 | 4 | 3 | – | – | – | 258 | 253 | 5 |
| -2 | -2 | – | – | – | – | 5 | 5 | – |
| 77,8 | 66,7 | 100,0 | x | x | x | 102,0 | 102,0 | 100,0 |
| 261 | 167 | 85 | 9 | – | – | 4702 | 4628 | 68 |
| 253 | 157 | 86 | 10 | – | – | 4960 | 4883 | 70 |
| -8 | -10 | 1 | 1 | – | – | 258 | 255 | 2 |
| 96,9 | 94,0 | 101,2 | 111,1 | x | x | 105,5 | 105,5 | 102,9 |
| 33 | 22 | 10 | 1 | – | – | 550 | 539 | 9 |
| 32 | 21 | 10 | 1 | – | – | 605 | 593 | 10 |
| -1 | -1 | – | – | – | – | 55 | 54 | 1 |
| 97,0 | 95,5 | 100,0 | 100,0 | x | x | 110,0 | 110,0 | 111,1 |
| 24 | 17 | 7 | – | – | – | 223 | 217 | 6 |
| 21 | 14 | 7 | – | – | – | 231 | 225 | 6 |
| -3 | -3 | – | – | – | – | 8 | 8 | – |
| 87,5 | 82,4 | 100,0 | x | x | x | 103,6 | 103,7 | 100,0 |
| 15 | 11 | 3 | 1 | – | – | 96 | 96 | – |
| 15 | 11 | 3 | 1 | – | – | 97 | 97 | – |
| – | – | – | – | – | – | 1 | 1 | – |
| 100,0 | 100,0 | 100,0 | 100,0 | x | x | 101,0 | 101,0 | x |
| 22 | 15 | 7 | – | – | – | 299 | 297 | 2 |
| 21 | 13 | 8 | – | – | – | 317 | 314 | 3 |
| -1 | -2 | 1 | – | – | – | 18 | 17 | 1 |
| 95,5 | 86,7 | 114,3 | x | x | x | 106,0 | 105,7 | 150,0 |
| 22 | 16 | 5 | 1 | – | – | 369 | 363 | 6 |
| 21 | 15 | 5 | 1 | – | – | 368 | 362 | 5 |
| -1 | -1 | – | – | – | – | -1 | -1 | -1 |
| 95,5 | 93,8 | 100,0 | 100,0 | x | x | 99,7 | 99,7 | 83,3 |

obowiązku aktualizacji tej informacji przez podmiot.
to update this information by the entity.

| prywatny sector | | | | | | | | | Lp. No. |
|--------------------|---------|--|--|---|-------|--------|---------|--|------------|
| 50-249 | 250-999 | 1000 pracujących i więcej employed persons and more | w tym osoby fizyczne prowadzące działalność gospodarczą of which natural persons conducting economic activity | | | | | 1000 pracujących i więcej employed persons and more | |
| | | | razem total | 0-9 pracujących employed persons | 10-49 | 50-249 | 250-999 | | |
| - | - | - | 97 | 94 | 3 | - | - | - | 1 |
| - | - | - | 97 | 94 | 3 | - | - | - | 2 |
| - | - | - | - | - | - | - | - | - | 3 |
| x | x | x | 100,0 | 100,0 | 100,0 | x | x | x | 4 |
| 1 | - | - | 292 | 292 | - | - | - | - | 5 |
| - | - | - | 312 | 312 | - | - | - | - | 6 |
| -1 | - | - | 20 | 20 | - | - | - | - | 7 |
| x | x | x | 106,8 | 106,8 | x | x | x | x | 8 |
| - | - | - | 98 | 98 | - | - | - | - | 9 |
| - | - | - | 108 | 108 | - | - | - | - | 10 |
| - | - | - | 10 | 10 | - | - | - | - | 11 |
| x | x | x | 110,2 | 110,2 | x | x | x | x | 12 |
| - | - | - | 172 | 168 | 4 | - | - | - | 13 |
| - | - | - | 174 | 170 | 4 | - | - | - | 14 |
| - | - | - | 2 | 2 | - | - | - | - | 15 |
| x | x | x | 101,2 | 101,2 | 100,0 | x | x | x | 16 |
| - | - | - | 207 | 206 | 1 | - | - | - | 17 |
| - | - | - | 213 | 212 | 1 | - | - | - | 18 |
| - | - | - | 6 | 6 | - | - | - | - | 19 |
| x | x | x | 102,9 | 102,9 | 100,0 | x | x | x | 20 |
| 6 | - | - | 4098 | 4071 | 25 | 2 | - | - | 21 |
| 7 | - | - | 4330 | 4303 | 24 | 3 | - | - | 22 |
| 1 | - | - | 232 | 232 | -1 | 1 | - | - | 23 |
| 116,7 | x | x | 105,7 | 105,7 | 96,0 | 150,0 | x | x | 24 |
| 2 | - | - | 463 | 456 | 6 | 1 | - | - | 25 |
| 2 | - | - | 517 | 509 | 7 | 1 | - | - | 26 |
| - | - | - | 54 | 53 | 1 | - | - | - | 27 |
| 100,0 | x | x | 111,7 | 111,6 | 116,7 | 100,0 | x | x | 28 |
| - | - | - | 190 | 189 | 1 | - | - | - | 29 |
| - | - | - | 198 | 197 | 1 | - | - | - | 30 |
| - | - | - | 8 | 8 | - | - | - | - | 31 |
| x | x | x | 104,2 | 104,2 | 100,0 | x | x | x | 32 |
| - | - | - | 83 | 83 | - | - | - | - | 33 |
| - | - | - | 83 | 83 | - | - | - | - | 34 |
| - | - | - | - | - | - | - | - | - | 35 |
| x | x | x | 100,0 | 100,0 | x | x | x | x | 36 |
| - | - | - | 265 | 264 | 1 | - | - | - | 37 |
| - | - | - | 279 | 278 | 1 | - | - | - | 38 |
| - | - | - | 14 | 14 | - | - | - | - | 39 |
| x | x | x | 105,3 | 105,3 | 100,0 | x | x | x | 40 |
| - | - | - | 318 | 314 | 4 | - | - | - | 41 |
| 1 | - | - | 315 | 311 | 3 | 1 | - | - | 42 |
| 1 | - | - | -3 | -3 | -1 | 1 | - | - | 43 |
| x | x | x | 99,1 | 99,0 | 75,0 | x | x | x | 44 |

TABL. 2. **PODMIOTY GOSPODARKI NARODOWEJ WEDŁUG PRZEWIDYWANEJ LICZBY PRACUJĄCYCH¹ ORAZ ENTITIES OF THE NATIONAL ECONOMY BY EXPECTED NUMBER OF EMPLOYED PERSONS¹ AND BY**

| Lp. No. | WYSZCZEGÓLNIENIE SPECIFICATION a – 31 XII 2013 b – 31 XII 2014 c – przyrost/spadek increase/decrease d – 2013 = 100 | Ogółem Total | | | | | | |
|------------|---|-----------------|---|--------------|--------------|--------------|--|--------------|
| | | ogółem total | 0–9 pracujących employed persons | 10–49 | 50–249 | 250–999 | 1000 pracujących i więcej employed persons and more | |
| | PODREGION OSTROŁĘCKO-SIEDLECKI (cd.) | | | | | | | |
| | SUBREGION OSTROŁĘCKO-SIEDLECKI (cont.) | | | | | | | |
| | Powiat ostrołęcki (dok.) | | | | | | | |
| | Powiat ostrołęcki (cont.) | | | | | | | |
| 1 | Gm. w. Kadzidło | a | 715 | 693 | 20 | 2 | – | – |
| 2 | | b | 744 | 721 | 21 | 2 | – | – |
| 3 | | c | 29 | 28 | 1 | – | – | – |
| 4 | | d | 104,1 | 104,0 | 105,0 | 100,0 | x | x |
| 5 | Gm. w. Lelis | a | 497 | 485 | 11 | 1 | – | – |
| 6 | | b | 540 | 528 | 11 | 1 | – | – |
| 7 | | c | 43 | 43 | – | – | – | – |
| 8 | | d | 108,7 | 108,9 | 100,0 | 100,0 | x | x |
| 9 | Gm. w. Łyse | a | 343 | 326 | 16 | 1 | – | – |
| 10 | | b | 356 | 339 | 16 | 1 | – | – |
| 11 | | c | 13 | 13 | – | – | – | – |
| 12 | | d | 103,8 | 104,0 | 100,0 | 100,0 | x | x |
| 13 | Gm. w. Olszewo-Borki | a | 724 | 700 | 21 | 3 | – | – |
| 14 | | b | 753 | 730 | 20 | 3 | – | – |
| 15 | | c | 29 | 30 | -1 | – | – | – |
| 16 | | d | 104,0 | 104,3 | 95,2 | 100,0 | x | x |
| 17 | Gm. w. Rzekuń | a | 779 | 757 | 19 | 3 | – | – |
| 18 | | b | 828 | 804 | 20 | 4 | – | – |
| 19 | | c | 49 | 47 | 1 | 1 | – | – |
| 20 | | d | 106,3 | 106,2 | 105,3 | 133,3 | x | x |
| 21 | Gm. w. Troszyn | a | 252 | 241 | 11 | – | – | – |
| 22 | | b | 264 | 253 | 11 | – | – | – |
| 23 | | c | 12 | 12 | – | – | – | – |
| 24 | | d | 104,8 | 105,0 | 100,0 | x | x | x |
| 25 | Powiat ostrowski | a | 6237 | 6054 | 147 | 33 | 2 | 1 |
| 26 | Powiat ostrowski | b | 6346 | 6160 | 150 | 33 | 2 | 1 |
| 27 | | c | 109 | 106 | 3 | – | – | – |
| 28 | | d | 101,7 | 101,8 | 102,0 | 100,0 | 100,0 | 100,0 |
| 29 | M. Ostrów Mazowiecka | a | 3052 | 2960 | 63 | 26 | 2 | 1 |
| 30 | | b | 3045 | 2951 | 65 | 26 | 2 | 1 |
| 31 | | c | -7 | -9 | 2 | – | – | – |
| 32 | | d | 99,8 | 99,7 | 103,2 | 100,0 | 100,0 | 100,0 |
| 33 | Gm. m-w. Brok | a | 235 | 229 | 6 | – | – | – |
| 34 | | b | 240 | 235 | 5 | – | – | – |
| 35 | | c | 5 | 6 | -1 | – | – | – |
| 36 | | d | 102,1 | 102,6 | 83,3 | x | x | x |
| 37 | Gm. w. Andrzejewo | a | 198 | 193 | 5 | – | – | – |
| 38 | | b | 207 | 202 | 5 | – | – | – |
| 39 | | c | 9 | 9 | – | – | – | – |
| 40 | | d | 104,5 | 104,7 | 100,0 | x | x | x |
| 41 | Gm. w. Boguty-Pianki | a | 149 | 146 | 3 | – | – | – |
| 42 | | b | 152 | 149 | 3 | – | – | – |
| 43 | | c | 3 | 3 | – | – | – | – |
| 44 | | d | 102,0 | 102,1 | 100,0 | x | x | x |

1 Przewidywana liczba pracujących podawana przy pierwszym zgłoszeniu o wpis do rejestru REGON. Nie ma ustawowego

1 Expected number of employed persons declared at the moment of registration to REGON register. There is no legal obligation

PODREGIONÓW, POWIATÓW I GMIN (cd.)

SUBREGIONS, POWIATS AND GMINAS (cont.)

| Sektor publiczny <i>Public sector</i> | | | | | | Sektor <i>Private</i> | | |
|--|---|-------------|--------------|--------------|---|--------------------------|---|--------------|
| razem <i>total</i> | 0–9 pracujących <i>employed persons</i> | 10–49 | 50–249 | 250–999 | 1000 pracujących i więcej <i>employed persons and more</i> | razem <i>total</i> | 0–9 pracujących <i>employed persons</i> | 10–49 |
| 31 | 20 | 10 | 1 | – | – | 684 | 673 | 10 |
| 29 | 18 | 10 | 1 | – | – | 715 | 703 | 11 |
| -2 | -2 | – | – | – | – | 31 | 30 | 1 |
| 93,5 | 90,0 | 100,0 | 100,0 | x | x | 104,5 | 104,5 | 110,0 |
| 29 | 21 | 7 | 1 | – | – | 468 | 464 | 4 |
| 26 | 18 | 7 | 1 | – | – | 514 | 510 | 4 |
| -3 | -3 | – | – | – | – | 46 | 46 | – |
| 89,7 | 85,7 | 100,0 | 100,0 | x | x | 109,8 | 109,9 | 100,0 |
| 30 | 20 | 9 | 1 | – | – | 313 | 306 | 7 |
| 28 | 18 | 9 | 1 | – | – | 328 | 321 | 7 |
| -2 | -2 | – | – | – | – | 15 | 15 | – |
| 93,3 | 90,0 | 100,0 | 100,0 | x | x | 104,8 | 104,9 | 100,0 |
| 16 | 5 | 10 | 1 | – | – | 708 | 695 | 11 |
| 16 | 5 | 10 | 1 | – | – | 737 | 725 | 10 |
| – | – | – | – | – | – | 29 | 30 | -1 |
| 100,0 | 100,0 | 100,0 | 100,0 | x | x | 104,1 | 104,3 | 90,9 |
| 17 | 4 | 11 | 2 | – | – | 762 | 753 | 8 |
| 25 | 11 | 11 | 3 | – | – | 803 | 793 | 9 |
| 8 | 7 | – | 1 | – | – | 41 | 40 | 1 |
| 147,1 | 275,0 | 100,0 | 150,0 | x | x | 105,4 | 105,3 | 112,5 |
| 22 | 16 | 6 | – | – | – | 230 | 225 | 5 |
| 19 | 13 | 6 | – | – | – | 245 | 240 | 5 |
| -3 | -3 | – | – | – | – | 15 | 15 | – |
| 86,4 | 81,3 | 100,0 | x | x | x | 106,5 | 106,7 | 100,0 |
| 211 | 117 | 76 | 17 | 1 | – | 6026 | 5937 | 71 |
| 213 | 120 | 75 | 17 | 1 | – | 6133 | 6040 | 75 |
| 2 | 3 | -1 | – | – | – | 107 | 103 | 4 |
| 100,9 | 102,6 | 98,7 | 100,0 | 100,0 | x | 101,8 | 101,7 | 105,6 |
| 76 | 40 | 21 | 14 | 1 | – | 2976 | 2920 | 42 |
| 78 | 42 | 21 | 14 | 1 | – | 2967 | 2909 | 44 |
| 2 | 2 | – | – | – | – | -9 | -11 | 2 |
| 102,6 | 105,0 | 100,0 | 100,0 | 100,0 | x | 99,7 | 99,6 | 104,8 |
| 11 | 7 | 4 | – | – | – | 224 | 222 | 2 |
| 10 | 7 | 3 | – | – | – | 230 | 228 | 2 |
| -1 | – | -1 | – | – | – | 6 | 6 | – |
| 90,9 | 100,0 | 75,0 | x | x | x | 102,7 | 102,7 | 100,0 |
| 10 | 7 | 3 | – | – | – | 188 | 186 | 2 |
| 11 | 8 | 3 | – | – | – | 196 | 194 | 2 |
| 1 | 1 | – | – | – | – | 8 | 8 | – |
| 110,0 | 114,3 | 100,0 | x | x | x | 104,3 | 104,3 | 100,0 |
| 7 | 4 | 3 | – | – | – | 142 | 142 | – |
| 7 | 4 | 3 | – | – | – | 145 | 145 | – |
| – | – | – | – | – | – | 3 | 3 | – |
| 100,0 | 100,0 | 100,0 | x | x | x | 102,1 | 102,1 | x |

obowiązku aktualizacji tej informacji przez podmiot.
to update this information by the entity.

| prywatny sector | | | | | | | | | Lp. No. |
|--------------------|--------------|--|--|---|--------------|--------------|----------|--|------------|
| 50-249 | 250-999 | 1000 pracujących i więcej employed persons and more | w tym osoby fizyczne prowadzące działalność gospodarczą of which natural persons conducting economic activity | | | | | | |
| | | | razem total | 0-9 pracujących employed persons | 10-49 | 50-249 | 250-999 | 1000 pracujących i więcej employed persons and more | |
| 1 | - | - | 602 | 601 | 1 | - | - | - | 1 |
| 1 | - | - | 630 | 629 | 1 | - | - | - | 2 |
| - | - | - | 28 | 28 | - | - | - | - | 3 |
| 100,0 | x | x | 104,7 | 104,7 | 100,0 | x | x | x | 4 |
| - | - | - | 424 | 424 | - | - | - | - | 5 |
| - | - | - | 469 | 469 | - | - | - | - | 6 |
| - | - | - | 45 | 45 | - | - | - | - | 7 |
| x | x | x | 110,6 | 110,6 | x | x | x | x | 8 |
| - | - | - | 272 | 268 | 4 | - | - | - | 9 |
| - | - | - | 284 | 280 | 4 | - | - | - | 10 |
| - | - | - | 12 | 12 | - | - | - | - | 11 |
| x | x | x | 104,4 | 104,5 | 100,0 | x | x | x | 12 |
| 2 | - | - | 607 | 601 | 5 | 1 | - | - | 13 |
| 2 | - | - | 633 | 628 | 4 | 1 | - | - | 14 |
| - | - | - | 26 | 27 | -1 | - | - | - | 15 |
| 100,0 | x | x | 104,3 | 104,5 | 80,0 | 100,0 | x | x | 16 |
| 1 | - | - | 684 | 681 | 3 | - | - | - | 17 |
| 1 | - | - | 717 | 714 | 3 | - | - | - | 18 |
| - | - | - | 33 | 33 | - | - | - | - | 19 |
| 100,0 | x | x | 104,8 | 104,8 | 100,0 | x | x | x | 20 |
| - | - | - | 190 | 190 | - | - | - | - | 21 |
| - | - | - | 205 | 205 | - | - | - | - | 22 |
| - | - | - | 15 | 15 | - | - | - | - | 23 |
| x | x | x | 107,9 | 107,9 | x | x | x | x | 24 |
| 16 | 1 | 1 | 5089 | 5068 | 19 | 2 | - | - | 25 |
| 16 | 1 | 1 | 5151 | 5128 | 21 | 2 | - | - | 26 |
| - | - | - | 62 | 60 | 2 | - | - | - | 27 |
| 100,0 | 100,0 | 100,0 | 101,2 | 101,2 | 110,5 | 100,0 | x | x | 28 |
| 12 | 1 | 1 | 2472 | 2460 | 10 | 2 | - | - | 29 |
| 12 | 1 | 1 | 2450 | 2437 | 11 | 2 | - | - | 30 |
| - | - | - | -22 | -23 | 1 | - | - | - | 31 |
| 100,0 | 100,0 | 100,0 | 99,1 | 99,1 | 110,0 | 100,0 | x | x | 32 |
| - | - | - | 198 | 197 | 1 | - | - | - | 33 |
| - | - | - | 202 | 201 | 1 | - | - | - | 34 |
| - | - | - | 4 | 4 | - | - | - | - | 35 |
| x | x | x | 102,0 | 102,0 | 100,0 | x | x | x | 36 |
| - | - | - | 150 | 148 | 2 | - | - | - | 37 |
| - | - | - | 153 | 151 | 2 | - | - | - | 38 |
| - | - | - | 3 | 3 | - | - | - | - | 39 |
| x | x | x | 102,0 | 102,0 | 100,0 | x | x | x | 40 |
| - | - | - | 119 | 119 | - | - | - | - | 41 |
| - | - | - | 121 | 121 | - | - | - | - | 42 |
| - | - | - | 2 | 2 | - | - | - | - | 43 |
| x | x | x | 101,7 | 101,7 | x | x | x | x | 44 |

TABL. 2. **PODMIOTY GOSPODARKI NARODOWEJ WEDŁUG PRZEWIDYWANEJ LICZBY PRACUJĄCYCH¹ ORAZ ENTITIES OF THE NATIONAL ECONOMY BY EXPECTED NUMBER OF EMPLOYED PERSONS¹ AND BY**

| Lp. No. | WYSZCZEGÓLNIENIE SPECIFICATION a – 31 XII 2013 b – 31 XII 2014 c – przyrost/spadek increase/decrease d – 2013 = 100 | Ogółem Total | | | | | |
|------------|---|-----------------|---|--------------|-------------|--------------|--|
| | | ogółem total | 0–9 pracujących employed persons | 10–49 | 50–249 | 250–999 | 1000 pracujących i więcej employed persons and more |
| | PODREGION OSTROŁĘCKO-SIEDLECKI (cd.) SUBREGION OSTROŁĘCKO-SIEDLECKI (cont.) | | | | | | |
| | Powiat ostrowski (dok.) Powiat ostrowski (cont.) | | | | | | |
| 1 | Gm. w. Małkinia Górna a | 841 | 816 | 23 | 2 | – | – |
| 2 | b | 878 | 853 | 23 | 2 | – | – |
| 3 | c | 37 | 37 | – | – | – | – |
| 4 | d | 104,4 | 104,5 | 100,0 | 100,0 | x | x |
| 5 | Gm. w. Nur a | 181 | 177 | 4 | – | – | – |
| 6 | b | 180 | 175 | 5 | – | – | – |
| 7 | c | -1 | -2 | 1 | – | – | – |
| 8 | d | 99,4 | 98,9 | 125,0 | x | x | x |
| 9 | Gm. w. Ostrów Mazowiecka a | 857 | 827 | 27 | 3 | – | – |
| 10 | b | 892 | 861 | 28 | 3 | – | – |
| 11 | c | 35 | 34 | 1 | – | – | – |
| 12 | d | 104,1 | 104,1 | 103,7 | 100,0 | x | x |
| 13 | Gm. w. Stary Lubotyń a | 181 | 177 | 4 | – | – | – |
| 14 | b | 190 | 186 | 4 | – | – | – |
| 15 | c | 9 | 9 | – | – | – | – |
| 16 | d | 105,0 | 105,1 | 100,0 | x | x | x |
| 17 | Gm. w. Szulborze Wielkie a | 123 | 121 | 2 | – | – | – |
| 18 | b | 132 | 130 | 2 | – | – | – |
| 19 | c | 9 | 9 | – | – | – | – |
| 20 | d | 107,3 | 107,4 | 100,0 | x | x | x |
| 21 | Gm. w. Wąsewo a | 227 | 220 | 7 | – | – | – |
| 22 | b | 230 | 223 | 7 | – | – | – |
| 23 | c | 3 | 3 | – | – | – | – |
| 24 | d | 101,3 | 101,4 | 100,0 | x | x | x |
| 25 | Gm. w. Zaręby Kościelne a | 193 | 188 | 3 | 2 | – | – |
| 26 | b | 200 | 195 | 3 | 2 | – | – |
| 27 | c | 7 | 7 | – | – | – | – |
| 28 | d | 103,6 | 103,7 | 100,0 | 100,0 | x | x |
| 29 | Powiat przasnyski a | 3604 | 3437 | 146 | 18 | 3 | – |
| 30 | Powiat przasnyski b | 3593 | 3425 | 148 | 17 | 3 | – |
| 31 | c | -11 | -12 | 2 | -1 | – | – |
| 32 | d | 99,7 | 99,7 | 101,4 | 94,4 | 100,0 | x |
| 33 | M. Przasnysz a | 1580 | 1486 | 78 | 13 | 3 | – |
| 34 | b | 1573 | 1480 | 77 | 13 | 3 | – |
| 35 | c | -7 | -6 | -1 | – | – | – |
| 36 | d | 99,6 | 99,6 | 98,7 | 100,0 | 100,0 | x |
| 37 | Gm. m-w. Chorzele a | 528 | 506 | 19 | 3 | – | – |
| 38 | b | 512 | 489 | 20 | 3 | – | – |
| 39 | c | -16 | -17 | 1 | – | – | – |
| 40 | d | 97,0 | 96,6 | 105,3 | 100,0 | x | x |
| 41 | Gm. w. Czernice Borowe a | 234 | 228 | 6 | – | – | – |
| 42 | b | 236 | 230 | 6 | – | – | – |
| 43 | c | 2 | 2 | – | – | – | – |
| 44 | d | 100,9 | 100,9 | 100,0 | x | x | x |

1 Przewidywana liczba pracujących podawana przy pierwszym zgłoszeniu o wpis do rejestru REGON. Nie ma ustawowego

1 Expected number of employed persons declared at the moment of registration to REGON register. There is no legal obligation

PODREGIONÓW, POWIATÓW I GMIN (cd.)

SUBREGIONS, POWIATS AND GMINAS (cont.)

| Sektor publiczny <i>Public sector</i> | | | | | | Sektor <i>Private</i> | | |
|--|---|-------------|--------------|--------------|---|--------------------------|---|--------------|
| razem <i>total</i> | 0–9 pracujących <i>employed persons</i> | 10–49 | 50–249 | 250–999 | 1000 pracujących i więcej <i>employed persons and more</i> | razem <i>total</i> | 0–9 pracujących <i>employed persons</i> | 10–49 |
| 31 | 17 | 13 | 1 | – | – | 810 | 799 | 10 |
| 31 | 18 | 12 | 1 | – | – | 847 | 835 | 11 |
| – | 1 | -1 | – | – | – | 37 | 36 | 1 |
| 100,0 | 105,9 | 92,3 | 100,0 | x | x | 104,6 | 104,5 | 110,0 |
| 10 | 6 | 4 | – | – | – | 171 | 171 | – |
| 11 | 6 | 5 | – | – | – | 169 | 169 | – |
| 1 | – | 1 | – | – | – | -2 | -2 | – |
| 110,0 | 100,0 | 125,0 | x | x | x | 98,8 | 98,8 | x |
| 33 | 16 | 16 | 1 | – | – | 824 | 811 | 11 |
| 33 | 16 | 16 | 1 | – | – | 859 | 845 | 12 |
| – | – | – | – | – | – | 35 | 34 | 1 |
| 100,0 | 100,0 | 100,0 | 100,0 | x | x | 104,2 | 104,2 | 109,1 |
| 8 | 5 | 3 | – | – | – | 173 | 172 | 1 |
| 8 | 5 | 3 | – | – | – | 182 | 181 | 1 |
| – | – | – | – | – | – | 9 | 9 | – |
| 100,0 | 100,0 | 100,0 | x | x | x | 105,2 | 105,2 | 100,0 |
| 7 | 5 | 2 | – | – | – | 116 | 116 | – |
| 7 | 5 | 2 | – | – | – | 125 | 125 | – |
| – | – | – | – | – | – | 9 | 9 | – |
| 100,0 | 100,0 | 100,0 | x | x | x | 107,8 | 107,8 | x |
| 11 | 6 | 5 | – | – | – | 216 | 214 | 2 |
| 10 | 5 | 5 | – | – | – | 220 | 218 | 2 |
| -1 | -1 | – | – | – | – | 4 | 4 | – |
| 90,9 | 83,3 | 100,0 | x | x | x | 101,9 | 101,9 | 100,0 |
| 7 | 4 | 2 | 1 | – | – | 186 | 184 | 1 |
| 7 | 4 | 2 | 1 | – | – | 193 | 191 | 1 |
| – | – | – | – | – | – | 7 | 7 | – |
| 100,0 | 100,0 | 100,0 | 100,0 | x | x | 103,8 | 103,8 | 100,0 |
| 166 | 91 | 65 | 8 | 2 | – | 3438 | 3346 | 81 |
| 163 | 89 | 64 | 8 | 2 | – | 3430 | 3336 | 84 |
| -3 | -2 | -1 | – | – | – | -8 | -10 | 3 |
| 98,2 | 97,8 | 98,5 | 100,0 | 100,0 | x | 99,8 | 99,7 | 103,7 |
| 67 | 36 | 22 | 7 | 2 | – | 1513 | 1450 | 56 |
| 64 | 35 | 20 | 7 | 2 | – | 1509 | 1445 | 57 |
| -3 | -1 | -2 | – | – | – | -4 | -5 | 1 |
| 95,5 | 97,2 | 90,9 | 100,0 | 100,0 | x | 99,7 | 99,7 | 101,8 |
| 34 | 20 | 14 | – | – | – | 494 | 486 | 5 |
| 36 | 21 | 15 | – | – | – | 476 | 468 | 5 |
| 2 | 1 | 1 | – | – | – | -18 | -18 | – |
| 105,9 | 105,0 | 107,1 | x | x | x | 96,4 | 96,3 | 100,0 |
| 9 | 7 | 2 | – | – | – | 225 | 221 | 4 |
| 9 | 7 | 2 | – | – | – | 227 | 223 | 4 |
| – | – | – | – | – | – | 2 | 2 | – |
| 100,0 | 100,0 | 100,0 | x | x | x | 100,9 | 100,9 | 100,0 |

obowiązku aktualizacji tej informacji przez podmiot.
to update this information by the entity.

| prywatny sector | | | | | | | | | Lp. No. |
|--------------------|--------------|--|--|---|--------------|-----------|----------|--|------------|
| 50-249 | 250-999 | 1000 pracujących i więcej employed persons and more | w tym osoby fizyczne prowadzące działalność gospodarczą of which natural persons conducting economic activity | | | | | 1000 pracujących i więcej employed persons and more | |
| | | | razem total | 0-9 pracujących employed persons | 10-49 | 50-249 | 250-999 | | |
| | | | | | | | | | |
| 1 | - | - | 703 | 699 | 4 | - | - | - | 1 |
| 1 | - | - | 729 | 724 | 5 | - | - | - | 2 |
| - | - | - | 26 | 25 | 1 | - | - | - | 3 |
| 100,0 | x | x | 103,7 | 103,6 | 125,0 | x | x | x | 4 |
| - | - | - | 136 | 136 | - | - | - | - | 5 |
| - | - | - | 135 | 135 | - | - | - | - | 6 |
| - | - | - | -1 | -1 | - | - | - | - | 7 |
| x | x | x | 99,3 | 99,3 | x | x | x | x | 8 |
| 2 | - | - | 711 | 709 | 2 | - | - | - | 9 |
| 2 | - | - | 737 | 735 | 2 | - | - | - | 10 |
| - | - | - | 26 | 26 | - | - | - | - | 11 |
| 100,0 | x | x | 103,7 | 103,7 | 100,0 | x | x | x | 12 |
| - | - | - | 152 | 152 | - | - | - | - | 13 |
| - | - | - | 160 | 160 | - | - | - | - | 14 |
| - | - | - | 8 | 8 | - | - | - | - | 15 |
| x | x | x | 105,3 | 105,3 | x | x | x | x | 16 |
| - | - | - | 109 | 109 | - | - | - | - | 17 |
| - | - | - | 118 | 118 | - | - | - | - | 18 |
| - | - | - | 9 | 9 | - | - | - | - | 19 |
| x | x | x | 108,3 | 108,3 | x | x | x | x | 20 |
| - | - | - | 177 | 177 | - | - | - | - | 21 |
| - | - | - | 177 | 177 | - | - | - | - | 22 |
| - | - | - | - | - | - | - | - | - | 23 |
| x | x | x | 100,0 | 100,0 | x | x | x | x | 24 |
| 1 | - | - | 162 | 162 | - | - | - | - | 25 |
| 1 | - | - | 169 | 169 | - | - | - | - | 26 |
| - | - | - | 7 | 7 | - | - | - | - | 27 |
| 100,0 | x | x | 104,3 | 104,3 | x | x | x | x | 28 |
| 10 | 1 | - | 2845 | 2807 | 37 | 1 | - | - | 29 |
| 9 | 1 | - | 2817 | 2779 | 38 | - | - | - | 30 |
| -1 | - | - | -28 | -28 | 1 | -1 | - | - | 31 |
| 90,0 | 100,0 | x | 99,0 | 99,0 | 102,7 | x | x | x | 32 |
| 6 | 1 | - | 1183 | 1154 | 29 | - | - | - | 33 |
| 6 | 1 | - | 1174 | 1144 | 30 | - | - | - | 34 |
| - | - | - | -9 | -10 | 1 | - | - | - | 35 |
| 100,0 | 100,0 | x | 99,2 | 99,1 | 103,4 | x | x | x | 36 |
| 3 | - | - | 431 | 430 | 1 | - | - | - | 37 |
| 3 | - | - | 409 | 408 | 1 | - | - | - | 38 |
| - | - | - | -22 | -22 | - | - | - | - | 39 |
| 100,0 | x | x | 94,9 | 94,9 | 100,0 | x | x | x | 40 |
| - | - | - | 193 | 192 | 1 | - | - | - | 41 |
| - | - | - | 194 | 193 | 1 | - | - | - | 42 |
| - | - | - | 1 | 1 | - | - | - | - | 43 |
| x | x | x | 100,5 | 100,5 | 100,0 | x | x | x | 44 |

TABL. 2. **PODMIOTY GOSPODARKI NARODOWEJ WEDŁUG PRZEWIDYWANEJ LICZBY PRACUJĄCYCH¹ ORAZ ENTITIES OF THE NATIONAL ECONOMY BY EXPECTED NUMBER OF EMPLOYED PERSONS¹ AND BY**

| Lp. No. | WYSZCZEGÓLNIENIE SPECIFICATION a – 31 XII 2013 b – 31 XII 2014 c – przyrost/spadek increase/decrease d – 2013 = 100 | Ogółem Total | | | | | |
|------------|---|-----------------|---|--------------|--------------|--------------|--|
| | | ogółem total | 0–9 pracujących employed persons | 10–49 | 50–249 | 250–999 | 1000 pracujących i więcej employed persons and more |
| | PODREGION OSTROŁĘCKO-SIEDLECKI (cd.) SUBREGION OSTROŁĘCKO-SIEDLECKI (cont.) | | | | | | |
| | Powiat przasnyski (dok.) Powiat przasnyski (cont.) | | | | | | |
| 1 | Gm. w. Jednorozec a | 333 | 316 | 16 | 1 | – | – |
| 2 | b | 342 | 326 | 15 | 1 | – | – |
| 3 | c | 9 | 10 | -1 | – | – | – |
| 4 | d | 102,7 | 103,2 | 93,8 | 100,0 | x | x |
| 5 | Gm. w. Krasne a | 235 | 228 | 7 | – | – | – |
| 6 | b | 231 | 224 | 7 | – | – | – |
| 7 | c | -4 | -4 | – | – | – | – |
| 8 | d | 98,3 | 98,2 | 100,0 | x | x | x |
| 9 | Gm. w. Krzynowłoga Mała a | 243 | 232 | 10 | 1 | – | – |
| 10 | b | 248 | 237 | 11 | – | – | – |
| 11 | c | 5 | 5 | 1 | -1 | – | – |
| 12 | d | 102,1 | 102,2 | 110,0 | x | x | x |
| 13 | Gm. w. Przasnysz a | 451 | 441 | 10 | – | – | – |
| 14 | b | 451 | 439 | 12 | – | – | – |
| 15 | c | – | -2 | 2 | – | – | – |
| 16 | d | 100,0 | 99,5 | 120,0 | x | x | x |
| 17 | Powiat pułtuski a | 3879 | 3751 | 103 | 20 | 5 | – |
| 18 | Powiat pułtuski b | 3994 | 3861 | 107 | 21 | 5 | – |
| 19 | c | 115 | 110 | 4 | 1 | – | – |
| 20 | d | 103,0 | 102,9 | 103,9 | 105,0 | 100,0 | x |
| 21 | Gm. m-w. Pułtusk a | 2297 | 2214 | 62 | 16 | 5 | – |
| 22 | b | 2350 | 2263 | 65 | 17 | 5 | – |
| 23 | c | 53 | 49 | 3 | 1 | – | – |
| 24 | d | 102,3 | 102,2 | 104,8 | 106,3 | 100,0 | x |
| 25 | Gm. w. Gzy a | 196 | 185 | 10 | 1 | – | – |
| 26 | b | 206 | 195 | 10 | 1 | – | – |
| 27 | c | 10 | 10 | – | – | – | – |
| 28 | d | 105,1 | 105,4 | 100,0 | 100,0 | x | x |
| 29 | Gm. w. Obryte a | 259 | 254 | 4 | 1 | – | – |
| 30 | b | 275 | 270 | 4 | 1 | – | – |
| 31 | c | 16 | 16 | – | – | – | – |
| 32 | d | 106,2 | 106,3 | 100,0 | 100,0 | x | x |
| 33 | Gm. w. Pokrzywnica a | 340 | 328 | 12 | – | – | – |
| 34 | b | 354 | 342 | 12 | – | – | – |
| 35 | c | 14 | 14 | – | – | – | – |
| 36 | d | 104,1 | 104,3 | 100,0 | x | x | x |
| 37 | Gm. w. Świercze a | 216 | 212 | 4 | – | – | – |
| 38 | b | 220 | 216 | 4 | – | – | – |
| 39 | c | 4 | 4 | – | – | – | – |
| 40 | d | 101,9 | 101,9 | 100,0 | x | x | x |
| 41 | Gm. w. Winnica a | 259 | 251 | 6 | 2 | – | – |
| 42 | b | 259 | 251 | 6 | 2 | – | – |
| 43 | c | – | – | – | – | – | – |
| 44 | d | 100,0 | 100,0 | 100,0 | 100,0 | x | x |

1 Przewidywana liczba pracujących podawana przy pierwszym zgłoszeniu o wpis do rejestru REGON. Nie ma ustawowego

1 Expected number of employed persons declared at the moment of registration to REGON register. There is no legal obligation

PODREGIONÓW, POWIATÓW I GMIN (cd.)

SUBREGIONS, POWIATS AND GMINAS (cont.)

| Sektor publiczny <i>Public sector</i> | | | | | | Sektor <i>Private</i> | | |
|--|---|--------------|--------------|--------------|---|--------------------------|---|--------------|
| razem <i>total</i> | 0–9 pracujących <i>employed persons</i> | 10–49 | 50–249 | 250–999 | 1000 pracujących i więcej <i>employed persons and more</i> | razem <i>total</i> | 0–9 pracujących <i>employed persons</i> | 10–49 |
| 20 | 7 | 12 | 1 | – | – | 313 | 309 | 4 |
| 19 | 7 | 11 | 1 | – | – | 323 | 319 | 4 |
| -1 | – | -1 | – | – | – | 10 | 10 | – |
| 95,0 | 100,0 | 91,7 | 100,0 | x | x | 103,2 | 103,2 | 100,0 |
| 10 | 5 | 5 | – | – | – | 225 | 223 | 2 |
| 10 | 5 | 5 | – | – | – | 221 | 219 | 2 |
| – | – | – | – | – | – | -4 | -4 | – |
| 100,0 | 100,0 | 100,0 | x | x | x | 98,2 | 98,2 | 100,0 |
| 10 | 5 | 5 | – | – | – | 233 | 227 | 5 |
| 9 | 3 | 6 | – | – | – | 239 | 234 | 5 |
| -1 | -2 | 1 | – | – | – | 6 | 7 | – |
| 90,0 | 60,0 | 120,0 | x | x | x | 102,6 | 103,1 | 100,0 |
| 16 | 11 | 5 | – | – | – | 435 | 430 | 5 |
| 16 | 11 | 5 | – | – | – | 435 | 428 | 7 |
| – | – | – | – | – | – | – | -2 | 2 |
| 100,0 | 100,0 | 100,0 | x | x | x | 100,0 | 99,5 | 140,0 |
| 140 | 81 | 46 | 12 | 1 | – | 3739 | 3670 | 57 |
| 137 | 77 | 46 | 13 | 1 | – | 3856 | 3783 | 61 |
| -3 | -4 | – | 1 | – | – | 117 | 113 | 4 |
| 97,9 | 95,1 | 100,0 | 108,3 | 100,0 | x | 103,1 | 103,1 | 107,0 |
| 67 | 36 | 21 | 9 | 1 | – | 2230 | 2178 | 41 |
| 64 | 32 | 21 | 10 | 1 | – | 2285 | 2230 | 44 |
| -3 | -4 | – | 1 | – | – | 55 | 52 | 3 |
| 95,5 | 88,9 | 100,0 | 111,1 | 100,0 | x | 102,5 | 102,4 | 107,3 |
| 10 | 4 | 5 | 1 | – | – | 186 | 181 | 5 |
| 10 | 4 | 5 | 1 | – | – | 196 | 191 | 5 |
| – | – | – | – | – | – | 10 | 10 | – |
| 100,0 | 100,0 | 100,0 | 100,0 | x | x | 105,4 | 105,5 | 100,0 |
| 14 | 10 | 3 | 1 | – | – | 245 | 244 | 1 |
| 14 | 10 | 3 | 1 | – | – | 261 | 260 | 1 |
| – | – | – | – | – | – | 16 | 16 | – |
| 100,0 | 100,0 | 100,0 | 100,0 | x | x | 106,5 | 106,6 | 100,0 |
| 9 | 3 | 6 | – | – | – | 331 | 325 | 6 |
| 9 | 3 | 6 | – | – | – | 345 | 339 | 6 |
| – | – | – | – | – | – | 14 | 14 | – |
| 100,0 | 100,0 | 100,0 | x | x | x | 104,2 | 104,3 | 100,0 |
| 8 | 4 | 4 | – | – | – | 208 | 208 | – |
| 8 | 4 | 4 | – | – | – | 212 | 212 | – |
| – | – | – | – | – | – | 4 | 4 | – |
| 100,0 | 100,0 | 100,0 | x | x | x | 101,9 | 101,9 | x |
| 17 | 13 | 3 | 1 | – | – | 242 | 238 | 3 |
| 17 | 13 | 3 | 1 | – | – | 242 | 238 | 3 |
| – | – | – | – | – | – | – | – | – |
| 100,0 | 100,0 | 100,0 | 100,0 | x | x | 100,0 | 100,0 | 100,0 |

obowiązku aktualizacji tej informacji przez podmiot.
to update this information by the entity.

| prywatny sector | | | | | | | | | Lp. No. |
|--------------------|--------------|--|--|---|--------------|--------------|----------|--|------------|
| 50-249 | 250-999 | 1000 pracujących i więcej employed persons and more | w tym osoby fizyczne prowadzące działalność gospodarczą of which natural persons conducting economic activity | | | | | | |
| | | | razem total | 0-9 pracujących employed persons | 10-49 | 50-249 | 250-999 | 1000 pracujących i więcej employed persons and more | |
| - | - | - | 260 | 258 | 2 | - | - | - | 1 |
| - | - | - | 266 | 264 | 2 | - | - | - | 2 |
| - | - | - | 6 | 6 | - | - | - | - | 3 |
| x | x | x | 102,3 | 102,3 | 100,0 | x | x | x | 4 |
| - | - | - | 183 | 182 | 1 | - | - | - | 5 |
| - | - | - | 179 | 178 | 1 | - | - | - | 6 |
| - | - | - | -4 | -4 | - | - | - | - | 7 |
| x | x | x | 97,8 | 97,8 | 100,0 | x | x | x | 8 |
| 1 | - | - | 213 | 210 | 2 | 1 | - | - | 9 |
| - | - | - | 217 | 215 | 2 | - | - | - | 10 |
| -1 | - | - | 4 | 5 | - | -1 | - | - | 11 |
| x | x | x | 101,9 | 102,4 | 100,0 | x | x | x | 12 |
| - | - | - | 382 | 381 | 1 | - | - | - | 13 |
| - | - | - | 378 | 377 | 1 | - | - | - | 14 |
| - | - | - | -4 | -4 | - | - | - | - | 15 |
| x | x | x | 99,0 | 99,0 | 100,0 | x | x | x | 16 |
| 8 | 4 | - | 3126 | 3106 | 19 | 1 | - | - | 17 |
| 8 | 4 | - | 3194 | 3171 | 22 | 1 | - | - | 18 |
| - | - | - | 68 | 65 | 3 | - | - | - | 19 |
| 100,0 | 100,0 | x | 102,2 | 102,1 | 115,8 | 100,0 | x | x | 20 |
| 7 | 4 | - | 1817 | 1804 | 12 | 1 | - | - | 21 |
| 7 | 4 | - | 1838 | 1823 | 14 | 1 | - | - | 22 |
| - | - | - | 21 | 19 | 2 | - | - | - | 23 |
| 100,0 | 100,0 | x | 101,2 | 101,1 | 116,7 | 100,0 | x | x | 24 |
| - | - | - | 150 | 148 | 2 | - | - | - | 25 |
| - | - | - | 158 | 156 | 2 | - | - | - | 26 |
| - | - | - | 8 | 8 | - | - | - | - | 27 |
| x | x | x | 105,3 | 105,4 | 100,0 | x | x | x | 28 |
| - | - | - | 218 | 217 | 1 | - | - | - | 29 |
| - | - | - | 228 | 227 | 1 | - | - | - | 30 |
| - | - | - | 10 | 10 | - | - | - | - | 31 |
| x | x | x | 104,6 | 104,6 | 100,0 | x | x | x | 32 |
| - | - | - | 288 | 287 | 1 | - | - | - | 33 |
| - | - | - | 301 | 300 | 1 | - | - | - | 34 |
| - | - | - | 13 | 13 | - | - | - | - | 35 |
| x | x | x | 104,5 | 104,5 | 100,0 | x | x | x | 36 |
| - | - | - | 185 | 185 | - | - | - | - | 37 |
| - | - | - | 184 | 184 | - | - | - | - | 38 |
| - | - | - | -1 | -1 | - | - | - | - | 39 |
| x | x | x | 99,5 | 99,5 | x | x | x | x | 40 |
| 1 | - | - | 208 | 205 | 3 | - | - | - | 41 |
| 1 | - | - | 207 | 204 | 3 | - | - | - | 42 |
| - | - | - | -1 | -1 | - | - | - | - | 43 |
| 100,0 | x | x | 99,5 | 99,5 | 100,0 | x | x | x | 44 |

TABL. 2. **PODMIOTY GOSPODARKI NARODOWEJ WEDŁUG PRZEWIDYWANEJ LICZBY PRACUJĄCYCH¹ ORAZ ENTITIES OF THE NATIONAL ECONOMY BY EXPECTED NUMBER OF EMPLOYED PERSONS¹ AND BY**

| Lp. No. | WYSZCZEGÓLNIENIE SPECIFICATION a – 31 XII 2013 b – 31 XII 2014 c – przyrost/spadek increase/decrease d – 2013 = 100 | Ogółem Total | | | | | |
|------------|---|-----------------|---|--------------|--------------|--------------|--|
| | | ogółem total | 0–9 pracujących employed persons | 10–49 | 50–249 | 250–999 | 1000 pracujących i więcej employed persons and more |
| | PODREGION OSTROŁĘCKO-SIEDLECKI (cd.) SUBREGION OSTROŁĘCKO-SIEDLECKI (cont.) | | | | | | |
| | Powiat pułtuski (dok.) Powiat pułtuski (cont.) | | | | | | |
| 1 | Gm. w. Zatory | a | 312 | 307 | 5 | – | – |
| 2 | | b | 330 | 324 | 6 | – | – |
| 3 | | c | 18 | 17 | 1 | – | – |
| 4 | | d | 105,8 | 105,5 | 120,0 | x | x |
| 5 | Powiat siedlecki | a | 5263 | 5060 | 183 | 17 | 3 |
| 6 | Powiat siedlecki | b | 5333 | 5128 | 185 | 17 | 3 |
| 7 | | c | 70 | 68 | 2 | – | – |
| 8 | | d | 101,3 | 101,3 | 101,1 | 100,0 | 100,0 |
| 9 | Gm. m-w. Mordy | a | 342 | 327 | 15 | – | – |
| 10 | | b | 348 | 334 | 14 | – | – |
| 11 | | c | 6 | 7 | -1 | – | – |
| 12 | | d | 101,8 | 102,1 | 93,3 | x | x |
| 13 | Gm. w. Domanice | a | 132 | 125 | 7 | – | – |
| 14 | | b | 139 | 132 | 7 | – | – |
| 15 | | c | 7 | 7 | – | – | – |
| 16 | | d | 105,3 | 105,6 | 100,0 | x | x |
| 17 | Gm. w. Korczew | a | 147 | 141 | 6 | – | – |
| 18 | | b | 131 | 125 | 6 | – | – |
| 19 | | c | -16 | -16 | – | – | – |
| 20 | | d | 89,1 | 88,7 | 100,0 | x | x |
| 21 | Gm. w. Kotuń | a | 461 | 443 | 17 | 1 | – |
| 22 | | b | 459 | 442 | 16 | 1 | – |
| 23 | | c | -2 | -1 | -1 | – | – |
| 24 | | d | 99,6 | 99,8 | 94,1 | 100,0 | x |
| 25 | Gm. w. Mokobody | a | 263 | 250 | 13 | – | – |
| 26 | | b | 270 | 257 | 13 | – | – |
| 27 | | c | 7 | 7 | – | – | – |
| 28 | | d | 102,7 | 102,8 | 100,0 | x | x |
| 29 | Gm. w. Paprotnia | a | 128 | 125 | 2 | 1 | – |
| 30 | | b | 120 | 117 | 2 | 1 | – |
| 31 | | c | -8 | -8 | – | – | – |
| 32 | | d | 93,8 | 93,6 | 100,0 | 100,0 | x |
| 33 | Gm. w. Przesmyki | a | 113 | 110 | 3 | – | – |
| 34 | | b | 112 | 109 | 3 | – | – |
| 35 | | c | -1 | -1 | – | – | – |
| 36 | | d | 99,1 | 99,1 | 100,0 | x | x |
| 37 | Gm. w. Siedlce | a | 1751 | 1685 | 55 | 9 | 2 |
| 38 | | b | 1782 | 1717 | 54 | 9 | 2 |
| 39 | | c | 31 | 32 | -1 | – | – |
| 40 | | d | 101,8 | 101,9 | 98,2 | 100,0 | 100,0 |
| 41 | Gm. w. Skórzec | a | 450 | 428 | 21 | 1 | – |
| 42 | | b | 459 | 433 | 25 | 1 | – |
| 43 | | c | 9 | 5 | 4 | – | – |
| 44 | | d | 102,0 | 101,2 | 119,0 | 100,0 | x |

1 Przewidywana liczba pracujących podawana przy pierwszym zgłoszeniu o wpis do rejestru REGON. Nie ma ustawowego
1 Expected number of employed persons declared at the moment of registration to REGON register. There is no legal obligation

PODREGIONÓW, POWIATÓW I GMIN (cd.)

SUBREGIONS, POWIATS AND GMINAS (cont.)

| Sektor publiczny <i>Public sector</i> | | | | | | Sektor <i>Private</i> | | |
|--|---|-------------|--------------|----------|---|--------------------------|---|--------------|
| razem <i>total</i> | 0–9 pracujących <i>employed persons</i> | 10–49 | 50–249 | 250–999 | 1000 pracujących i więcej <i>employed persons and more</i> | razem <i>total</i> | 0–9 pracujących <i>employed persons</i> | 10–49 |
| 15 | 11 | 4 | – | – | – | 297 | 296 | 1 |
| 15 | 11 | 4 | – | – | – | 315 | 313 | 2 |
| – | – | – | – | – | – | 18 | 17 | 1 |
| 100,0 | 100,0 | 100,0 | x | x | x | 106,1 | 105,7 | 200,0 |
| 201 | 136 | 61 | 4 | – | – | 5062 | 4924 | 122 |
| 200 | 136 | 60 | 4 | – | – | 5133 | 4992 | 125 |
| -1 | – | -1 | – | – | – | 71 | 68 | 3 |
| 99,5 | 100,0 | 98,4 | 100,0 | x | x | 101,4 | 101,4 | 102,5 |
| 22 | 14 | 8 | – | – | – | 320 | 313 | 7 |
| 22 | 14 | 8 | – | – | – | 326 | 320 | 6 |
| – | – | – | – | – | – | 6 | 7 | -1 |
| 100,0 | 100,0 | 100,0 | x | x | x | 101,9 | 102,2 | 85,7 |
| 7 | 3 | 4 | – | – | – | 125 | 122 | 3 |
| 7 | 3 | 4 | – | – | – | 132 | 129 | 3 |
| – | – | – | – | – | – | 7 | 7 | – |
| 100,0 | 100,0 | 100,0 | x | x | x | 105,6 | 105,7 | 100,0 |
| 9 | 6 | 3 | – | – | – | 138 | 135 | 3 |
| 9 | 6 | 3 | – | – | – | 122 | 119 | 3 |
| – | – | – | – | – | – | -16 | -16 | – |
| 100,0 | 100,0 | 100,0 | x | x | x | 88,4 | 88,1 | 100,0 |
| 21 | 11 | 10 | – | – | – | 440 | 432 | 7 |
| 20 | 11 | 9 | – | – | – | 439 | 431 | 7 |
| -1 | – | -1 | – | – | – | -1 | -1 | – |
| 95,2 | 100,0 | 90,0 | x | x | x | 99,8 | 99,8 | 100,0 |
| 13 | 7 | 6 | – | – | – | 250 | 243 | 7 |
| 13 | 7 | 6 | – | – | – | 257 | 250 | 7 |
| – | – | – | – | – | – | 7 | 7 | – |
| 100,0 | 100,0 | 100,0 | x | x | x | 102,8 | 102,9 | 100,0 |
| 11 | 11 | – | – | – | – | 117 | 114 | 2 |
| 11 | 11 | – | – | – | – | 109 | 106 | 2 |
| – | – | – | – | – | – | -8 | -8 | – |
| 100,0 | 100,0 | x | x | x | x | 93,2 | 93,0 | 100,0 |
| 14 | 11 | 3 | – | – | – | 99 | 99 | – |
| 14 | 11 | 3 | – | – | – | 98 | 98 | – |
| – | – | – | – | – | – | -1 | -1 | – |
| 100,0 | 100,0 | 100,0 | x | x | x | 99,0 | 99,0 | x |
| 32 | 23 | 7 | 2 | – | – | 1719 | 1662 | 48 |
| 32 | 23 | 7 | 2 | – | – | 1750 | 1694 | 47 |
| – | – | – | – | – | – | 31 | 32 | -1 |
| 100,0 | 100,0 | 100,0 | 100,0 | x | x | 101,8 | 101,9 | 97,9 |
| 11 | 4 | 7 | – | – | – | 439 | 424 | 14 |
| 11 | 4 | 7 | – | – | – | 448 | 429 | 18 |
| – | – | – | – | – | – | 9 | 5 | 4 |
| 100,0 | 100,0 | 100,0 | x | x | x | 102,1 | 101,2 | 128,6 |

obowiązku aktualizacji tej informacji przez podmiot.
to update this information by the entity.

| prywatny sector | | | | | | | | | Lp. No. |
|--------------------|--------------|--|--|---|--------------|--------------|---------|--|------------|
| 50-249 | 250-999 | 1000 pracujących i więcej employed persons and more | w tym osoby fizyczne prowadzące działalność gospodarczą of which natural persons conducting economic activity | | | | | | |
| | | | razem total | 0-9 pracujących employed persons | 10-49 | 50-249 | 250-999 | 1000 pracujących i więcej employed persons and more | |
| - | - | - | 260 | 260 | - | - | - | - | 1 |
| - | - | - | 278 | 277 | 1 | - | - | - | 2 |
| - | - | - | 18 | 17 | 1 | - | - | - | 3 |
| x | x | x | 106,9 | 106,5 | x | x | x | x | 4 |
| 13 | 3 | - | 4305 | 4252 | 51 | 2 | - | - | 5 |
| 13 | 3 | - | 4349 | 4295 | 52 | 2 | - | - | 6 |
| - | - | - | 44 | 43 | 1 | - | - | - | 7 |
| 100,0 | 100,0 | x | 101,0 | 101,0 | 102,0 | 100,0 | x | x | 8 |
| - | - | - | 268 | 265 | 3 | - | - | - | 9 |
| - | - | - | 269 | 267 | 2 | - | - | - | 10 |
| - | - | - | 1 | 2 | -1 | - | - | - | 11 |
| x | x | x | 100,4 | 100,8 | 66,7 | x | x | x | 12 |
| - | - | - | 112 | 111 | 1 | - | - | - | 13 |
| - | - | - | 119 | 118 | 1 | - | - | - | 14 |
| - | - | - | 7 | 7 | - | - | - | - | 15 |
| x | x | x | 106,3 | 106,3 | 100,0 | x | x | x | 16 |
| - | - | - | 108 | 106 | 2 | - | - | - | 17 |
| - | - | - | 92 | 90 | 2 | - | - | - | 18 |
| - | - | - | -16 | -16 | - | - | - | - | 19 |
| x | x | x | 85,2 | 84,9 | 100,0 | x | x | x | 20 |
| 1 | - | - | 370 | 369 | 1 | - | - | - | 21 |
| 1 | - | - | 367 | 366 | 1 | - | - | - | 22 |
| - | - | - | -3 | -3 | - | - | - | - | 23 |
| 100,0 | x | x | 99,2 | 99,2 | 100,0 | x | x | x | 24 |
| - | - | - | 215 | 211 | 4 | - | - | - | 25 |
| - | - | - | 221 | 217 | 4 | - | - | - | 26 |
| - | - | - | 6 | 6 | - | - | - | - | 27 |
| x | x | x | 102,8 | 102,8 | 100,0 | x | x | x | 28 |
| 1 | - | - | 99 | 98 | 1 | - | - | - | 29 |
| 1 | - | - | 90 | 89 | 1 | - | - | - | 30 |
| - | - | - | -9 | -9 | - | - | - | - | 31 |
| 100,0 | x | x | 90,9 | 90,8 | 100,0 | x | x | x | 32 |
| - | - | - | 79 | 79 | - | - | - | - | 33 |
| - | - | - | 78 | 78 | - | - | - | - | 34 |
| - | - | - | -1 | -1 | - | - | - | - | 35 |
| x | x | x | 98,7 | 98,7 | x | x | x | x | 36 |
| 7 | 2 | - | 1504 | 1485 | 18 | 1 | - | - | 37 |
| 7 | 2 | - | 1524 | 1507 | 16 | 1 | - | - | 38 |
| - | - | - | 20 | 22 | -2 | - | - | - | 39 |
| 100,0 | 100,0 | x | 101,3 | 101,5 | 88,9 | 100,0 | x | x | 40 |
| 1 | - | - | 385 | 377 | 8 | - | - | - | 41 |
| 1 | - | - | 394 | 383 | 11 | - | - | - | 42 |
| - | - | - | 9 | 6 | 3 | - | - | - | 43 |
| 100,0 | x | x | 102,3 | 101,6 | 137,5 | x | x | x | 44 |

TABL. 2. **PODMIOTY GOSPODARKI NARODOWEJ WEDŁUG PRZEWIDYWANEJ LICZBY PRACUJĄCYCH¹ ORAZ ENTITIES OF THE NATIONAL ECONOMY BY EXPECTED NUMBER OF EMPLOYED PERSONS¹ AND BY**

| Lp. No. | WYSZCZEGÓLNIENIE SPECIFICATION a – 31 XII 2013 b – 31 XII 2014 c – przyrost/spadek increase/decrease d – 2013 = 100 | Ogółem Total | | | | | |
|------------|---|-----------------|---|--------------|--------------|--------------|--|
| | | ogółem total | 0–9 pracujących employed persons | 10–49 | 50–249 | 250–999 | 1000 pracujących i więcej employed persons and more |
| | PODREGION OSTROŁĘCKO-SIEDLECKI (cd.) SUBREGION OSTROŁĘCKO-SIEDLECKI (cont.) | | | | | | |
| | Powiat siedlecki (dok.) Powiat siedlecki (cont.) | | | | | | |
| 1 | Gm. w. Suchożebry a | 289 | 274 | 14 | 1 | – | – |
| 2 | b | 295 | 279 | 15 | 1 | – | – |
| 3 | c | 6 | 5 | 1 | – | – | – |
| 4 | d | 102,1 | 101,8 | 107,1 | 100,0 | x | x |
| 5 | Gm. w. Wiśniew a | 323 | 312 | 8 | 2 | 1 | – |
| 6 | b | 338 | 327 | 8 | 2 | 1 | – |
| 7 | c | 15 | 15 | – | – | – | – |
| 8 | d | 104,6 | 104,8 | 100,0 | 100,0 | 100,0 | x |
| 9 | Gm. w. Wodynie a | 189 | 182 | 7 | – | – | – |
| 10 | b | 198 | 191 | 7 | – | – | – |
| 11 | c | 9 | 9 | – | – | – | – |
| 12 | d | 104,8 | 104,9 | 100,0 | x | x | x |
| 13 | Gm. w. Zbuczyn a | 675 | 658 | 15 | 2 | – | – |
| 14 | b | 682 | 665 | 15 | 2 | – | – |
| 15 | c | 7 | 7 | – | – | – | – |
| 16 | d | 101,0 | 101,1 | 100,0 | 100,0 | x | x |
| 17 | Powiat sokołowski a | 4002 | 3850 | 123 | 23 | 5 | 1 |
| 18 | Powiat sokołowski b | 3965 | 3808 | 128 | 23 | 5 | 1 |
| 19 | c | -37 | -42 | 5 | – | – | – |
| 20 | d | 99,1 | 98,9 | 104,1 | 100,0 | 100,0 | 100,0 |
| 21 | M. Sokółów Podlaski a | 1890 | 1807 | 59 | 19 | 4 | 1 |
| 22 | b | 1875 | 1791 | 60 | 19 | 4 | 1 |
| 23 | c | -15 | -16 | 1 | – | – | – |
| 24 | d | 99,2 | 99,1 | 101,7 | 100,0 | 100,0 | 100,0 |
| 25 | Gm. m-w. Kosów Lacki a | 330 | 319 | 9 | 1 | 1 | – |
| 26 | b | 323 | 311 | 10 | 1 | 1 | – |
| 27 | c | -7 | -8 | 1 | – | – | – |
| 28 | d | 97,9 | 97,5 | 111,1 | 100,0 | 100,0 | x |
| 29 | Gm. w. Bielany a | 244 | 238 | 6 | – | – | – |
| 30 | b | 246 | 240 | 6 | – | – | – |
| 31 | c | 2 | 2 | – | – | – | – |
| 32 | d | 100,8 | 100,8 | 100,0 | x | x | x |
| 33 | Gm. w. Ceranów a | 117 | 112 | 5 | – | – | – |
| 34 | b | 122 | 116 | 6 | – | – | – |
| 35 | c | 5 | 4 | 1 | – | – | – |
| 36 | d | 104,3 | 103,6 | 120,0 | x | x | x |
| 37 | Gm. w. Jabłonna Lacka a | 262 | 252 | 9 | 1 | – | – |
| 38 | b | 258 | 248 | 9 | 1 | – | – |
| 39 | c | -4 | -4 | – | – | – | – |
| 40 | d | 98,5 | 98,4 | 100,0 | 100,0 | x | x |
| 41 | Gm. w. Repki a | 246 | 236 | 10 | – | – | – |
| 42 | b | 237 | 228 | 9 | – | – | – |
| 43 | c | -9 | -8 | -1 | – | – | – |
| 44 | d | 96,3 | 96,6 | 90,0 | x | x | x |

1 Przewidywana liczba pracujących podawana przy pierwszym zgłoszeniu o wpis do rejestru REGON. Nie ma ustawowego

1 Expected number of employed persons declared at the moment of registration to REGON register. There is no legal obligation

PODREGIONÓW, POWIATÓW I GMIN (cd.)

SUBREGIONS, POWIATS AND GMINAS (cont.)

| Sektor publiczny <i>Public sector</i> | | | | | | Sektor <i>Private</i> | | |
|--|---|--------------|--------------|--------------|---|--------------------------|---|--------------|
| razem <i>total</i> | 0–9 pracujących <i>employed persons</i> | 10–49 | 50–249 | 250–999 | 1000 pracujących i więcej <i>employed persons and more</i> | razem <i>total</i> | 0–9 pracujących <i>employed persons</i> | 10–49 |
| 13 | 8 | 4 | 1 | – | – | 276 | 266 | 10 |
| 13 | 8 | 4 | 1 | – | – | 282 | 271 | 11 |
| – | – | – | – | – | – | 6 | 5 | 1 |
| 100,0 | 100,0 | 100,0 | 100,0 | x | x | 102,2 | 101,9 | 110,0 |
| 15 | 11 | 4 | – | – | – | 308 | 301 | 4 |
| 15 | 11 | 4 | – | – | – | 323 | 316 | 4 |
| – | – | – | – | – | – | 15 | 15 | – |
| 100,0 | 100,0 | 100,0 | x | x | x | 104,9 | 105,0 | 100,0 |
| 14 | 9 | 5 | – | – | – | 175 | 173 | 2 |
| 14 | 9 | 5 | – | – | – | 184 | 182 | 2 |
| – | – | – | – | – | – | 9 | 9 | – |
| 100,0 | 100,0 | 100,0 | x | x | x | 105,1 | 105,2 | 100,0 |
| 19 | 18 | – | 1 | – | – | 656 | 640 | 15 |
| 19 | 18 | – | 1 | – | – | 663 | 647 | 15 |
| – | – | – | – | – | – | 7 | 7 | – |
| 100,0 | 100,0 | x | 100,0 | x | x | 101,1 | 101,1 | 100,0 |
| 165 | 100 | 50 | 13 | 2 | – | 3837 | 3750 | 73 |
| 165 | 98 | 52 | 13 | 2 | – | 3799 | 3709 | 76 |
| – | -2 | 2 | – | – | – | -38 | -41 | 3 |
| 100,0 | 98,0 | 104,0 | 100,0 | 100,0 | x | 99,0 | 98,9 | 104,1 |
| 68 | 37 | 17 | 12 | 2 | – | 1822 | 1770 | 42 |
| 67 | 36 | 17 | 12 | 2 | – | 1807 | 1754 | 43 |
| -1 | -1 | – | – | – | – | -15 | -16 | 1 |
| 98,5 | 97,3 | 100,0 | 100,0 | 100,0 | x | 99,2 | 99,1 | 102,4 |
| 11 | 5 | 6 | – | – | – | 319 | 314 | 3 |
| 13 | 5 | 8 | – | – | – | 310 | 306 | 2 |
| 2 | – | 2 | – | – | – | -9 | -8 | -1 |
| 118,2 | 100,0 | 133,3 | x | x | x | 97,2 | 97,5 | 66,7 |
| 14 | 11 | 3 | – | – | – | 230 | 227 | 3 |
| 14 | 11 | 3 | – | – | – | 232 | 229 | 3 |
| – | – | – | – | – | – | 2 | 2 | – |
| 100,0 | 100,0 | 100,0 | x | x | x | 100,9 | 100,9 | 100,0 |
| 8 | 5 | 3 | – | – | – | 109 | 107 | 2 |
| 8 | 5 | 3 | – | – | – | 114 | 111 | 3 |
| – | – | – | – | – | – | 5 | 4 | 1 |
| 100,0 | 100,0 | 100,0 | x | x | x | 104,6 | 103,7 | 150,0 |
| 12 | 7 | 4 | 1 | – | – | 250 | 245 | 5 |
| 12 | 7 | 4 | 1 | – | – | 246 | 241 | 5 |
| – | – | – | – | – | – | -4 | -4 | – |
| 100,0 | 100,0 | 100,0 | 100,0 | x | x | 98,4 | 98,4 | 100,0 |
| 15 | 11 | 4 | – | – | – | 231 | 225 | 6 |
| 15 | 11 | 4 | – | – | – | 222 | 217 | 5 |
| – | – | – | – | – | – | -9 | -8 | -1 |
| 100,0 | 100,0 | 100,0 | x | x | x | 96,1 | 96,4 | 83,3 |

obowiązku aktualizacji tej informacji przez podmiot.
to update this information by the entity.

| prywatny sector | | | | | | | | | Lp. No. |
|--------------------|--------------|--|--|---|--------------|----------|----------|--|------------|
| 50-249 | 250-999 | 1000 pracujących i więcej employed persons and more | w tym osoby fizyczne prowadzące działalność gospodarczą of which natural persons conducting economic activity | | | | | | |
| | | | razem total | 0-9 pracujących employed persons | 10-49 | 50-249 | 250-999 | 1000 pracujących i więcej employed persons and more | |
| - | - | - | 227 | 222 | 5 | - | - | - | 1 |
| - | - | - | 230 | 224 | 6 | - | - | - | 2 |
| - | - | - | 3 | 2 | 1 | - | - | - | 3 |
| x | x | x | 101,3 | 100,9 | 120,0 | x | x | x | 4 |
| 2 | 1 | - | 252 | 250 | 1 | 1 | - | - | 5 |
| 2 | 1 | - | 263 | 261 | 1 | 1 | - | - | 6 |
| - | - | - | 11 | 11 | - | - | - | - | 7 |
| 100,0 | 100,0 | x | 104,4 | 104,4 | 100,0 | 100,0 | x | x | 8 |
| - | - | - | 140 | 140 | - | - | - | - | 9 |
| - | - | - | 150 | 150 | - | - | - | - | 10 |
| - | - | - | 10 | 10 | - | - | - | - | 11 |
| x | x | x | 107,1 | 107,1 | x | x | x | x | 12 |
| 1 | - | - | 546 | 539 | 7 | - | - | - | 13 |
| 1 | - | - | 552 | 545 | 7 | - | - | - | 14 |
| - | - | - | 6 | 6 | - | - | - | - | 15 |
| 100,0 | x | x | 101,1 | 101,1 | 100,0 | x | x | x | 16 |
| 10 | 3 | 1 | 3161 | 3137 | 24 | - | - | - | 17 |
| 10 | 3 | 1 | 3092 | 3066 | 26 | - | - | - | 18 |
| - | - | - | -69 | -71 | 2 | - | - | - | 19 |
| 100,0 | 100,0 | 100,0 | 97,8 | 97,7 | 108,3 | x | x | x | 20 |
| 7 | 2 | 1 | 1469 | 1456 | 13 | - | - | - | 21 |
| 7 | 2 | 1 | 1440 | 1426 | 14 | - | - | - | 22 |
| - | - | - | -29 | -30 | 1 | - | - | - | 23 |
| 100,0 | 100,0 | 100,0 | 98,0 | 97,9 | 107,7 | x | x | x | 24 |
| 1 | 1 | - | 274 | 273 | 1 | - | - | - | 25 |
| 1 | 1 | - | 261 | 260 | 1 | - | - | - | 26 |
| - | - | - | -13 | -13 | - | - | - | - | 27 |
| 100,0 | 100,0 | x | 95,3 | 95,2 | 100,0 | x | x | x | 28 |
| - | - | - | 191 | 190 | 1 | - | - | - | 29 |
| - | - | - | 189 | 188 | 1 | - | - | - | 30 |
| - | - | - | -2 | -2 | - | - | - | - | 31 |
| x | x | x | 99,0 | 98,9 | 100,0 | x | x | x | 32 |
| - | - | - | 91 | 90 | 1 | - | - | - | 33 |
| - | - | - | 92 | 91 | 1 | - | - | - | 34 |
| - | - | - | 1 | 1 | - | - | - | - | 35 |
| x | x | x | 101,1 | 101,1 | 100,0 | x | x | x | 36 |
| - | - | - | 202 | 201 | 1 | - | - | - | 37 |
| - | - | - | 195 | 194 | 1 | - | - | - | 38 |
| - | - | - | -7 | -7 | - | - | - | - | 39 |
| x | x | x | 96,5 | 96,5 | 100,0 | x | x | x | 40 |
| - | - | - | 195 | 193 | 2 | - | - | - | 41 |
| - | - | - | 187 | 186 | 1 | - | - | - | 42 |
| - | - | - | -8 | -7 | -1 | - | - | - | 43 |
| x | x | x | 95,9 | 96,4 | 50,0 | x | x | x | 44 |

TABL. 2. **PODMIOTY GOSPODARKI NARODOWEJ WEDŁUG PRZEWIDYWANEJ LICZBY PRACUJĄCYCH¹ ORAZ ENTITIES OF THE NATIONAL ECONOMY BY EXPECTED NUMBER OF EMPLOYED PERSONS¹ AND BY**

| Lp. No. | WYSZCZEGÓLNIENIE SPECIFICATION a – 31 XII 2013 b – 31 XII 2014 c – przyrost/spadek increase/decrease d – 2013 = 100 | Ogółem Total | | | | | | |
|------------|---|-----------------|---|-------------|-------------|-------------|--|----------|
| | | ogółem total | 0–9 pracujących employed persons | 10–49 | 50–249 | 250–999 | 1000 pracujących i więcej employed persons and more | |
| | PODREGION OSTROŁĘCKO-SIEDLECKI (cd.) SUBREGION OSTROŁĘCKO-SIEDLECKI (cont.) | | | | | | | |
| | Powiat sokołowski (dok.) Powiat sokołowski (cont.) | | | | | | | |
| 1 | Gm. w. Sabnie | a | 237 | 229 | 7 | 1 | – | – |
| 2 | | b | 237 | 229 | 7 | 1 | – | – |
| 3 | | c | – | – | – | – | – | – |
| 4 | | d | 100,0 | 100,0 | 100,0 | 100,0 | x | x |
| 5 | Gm. w. Sokołów Podlaski | a | 433 | 418 | 15 | – | – | – |
| 6 | | b | 428 | 411 | 17 | – | – | – |
| 7 | | c | -5 | -7 | 2 | – | – | – |
| 8 | | d | 98,8 | 98,3 | 113,3 | x | x | x |
| 9 | Gm. w. Sterdyń | a | 243 | 239 | 3 | 1 | – | – |
| 10 | | b | 239 | 234 | 4 | 1 | – | – |
| 11 | | c | -4 | -5 | 1 | – | – | – |
| 12 | | d | 98,4 | 97,9 | 133,3 | 100,0 | x | x |
| 13 | Powiat węgrowski | a | 4707 | 4487 | 192 | 26 | 2 | – |
| 14 | Powiat węgrowski | b | 4694 | 4477 | 190 | 25 | 2 | – |
| 15 | | c | -13 | -10 | -2 | -1 | – | – |
| 16 | | d | 99,7 | 99,8 | 99,0 | 96,2 | 100,0 | x |
| 17 | M. Węgrów | a | 1455 | 1353 | 81 | 19 | 2 | – |
| 18 | | b | 1422 | 1321 | 81 | 18 | 2 | – |
| 19 | | c | -33 | -32 | – | -1 | – | – |
| 20 | | d | 97,7 | 97,6 | 100,0 | 94,7 | 100,0 | x |
| 21 | Gm. m-w. Łochów | a | 1362 | 1322 | 36 | 4 | – | – |
| 22 | | b | 1315 | 1276 | 35 | 4 | – | – |
| 23 | | c | -47 | -46 | -1 | – | – | – |
| 24 | | d | 96,5 | 96,5 | 97,2 | 100,0 | x | x |
| 25 | Gm. w. Grębków | a | 226 | 222 | 4 | – | – | – |
| 26 | | b | 234 | 231 | 3 | – | – | – |
| 27 | | c | 8 | 9 | -1 | – | – | – |
| 28 | | d | 103,5 | 104,1 | 75,0 | x | x | x |
| 29 | Gm. w. Korytnica | a | 298 | 287 | 10 | 1 | – | – |
| 30 | | b | 298 | 286 | 11 | 1 | – | – |
| 31 | | c | – | -1 | 1 | – | – | – |
| 32 | | d | 100,0 | 99,7 | 110,0 | 100,0 | x | x |
| 33 | Gm. w. Liw | a | 422 | 405 | 17 | – | – | – |
| 34 | | b | 434 | 417 | 17 | – | – | – |
| 35 | | c | 12 | 12 | – | – | – | – |
| 36 | | d | 102,8 | 103,0 | 100,0 | x | x | x |
| 37 | Gm. w. Miedzna | a | 191 | 180 | 9 | 2 | – | – |
| 38 | | b | 205 | 194 | 9 | 2 | – | – |
| 39 | | c | 14 | 14 | – | – | – | – |
| 40 | | d | 107,3 | 107,8 | 100,0 | 100,0 | x | x |
| 41 | Gm. w. Sadowne | a | 311 | 301 | 10 | – | – | – |
| 42 | | b | 314 | 305 | 9 | – | – | – |
| 43 | | c | 3 | 4 | -1 | – | – | – |
| 44 | | d | 101,0 | 101,3 | 90,0 | x | x | x |

1 Przewidywana liczba pracujących podawana przy pierwszym zgłoszeniu o wpis do rejestru REGON. Nie ma ustawowego

1 Expected number of employed persons declared at the moment of registration to REGON register. There is no legal obligation

PODREGIONÓW, POWIATÓW I GMIN (cd.)

SUBREGIONS, POWIATS AND GMINAS (cont.)

| Sektor publiczny <i>Public sector</i> | | | | | | Sektor <i>Private</i> | | |
|--|---|-------------|--------------|--------------|---|--------------------------|---|-------------|
| razem <i>total</i> | 0–9 pracujących <i>employed persons</i> | 10–49 | 50–249 | 250–999 | 1000 pracujących i więcej <i>employed persons and more</i> | razem <i>total</i> | 0–9 pracujących <i>employed persons</i> | 10–49 |
| 10 | 8 | 2 | – | – | – | 227 | 221 | 5 |
| 10 | 8 | 2 | – | – | – | 227 | 221 | 5 |
| – | – | – | – | – | – | – | – | – |
| 100,0 | 100,0 | 100,0 | x | x | x | 100,0 | 100,0 | 100,0 |
| 15 | 6 | 9 | – | – | – | 418 | 412 | 6 |
| 14 | 5 | 9 | – | – | – | 414 | 406 | 8 |
| -1 | -1 | – | – | – | – | -4 | -6 | 2 |
| 93,3 | 83,3 | 100,0 | x | x | x | 99,0 | 98,5 | 133,3 |
| 12 | 10 | 2 | – | – | – | 231 | 229 | 1 |
| 12 | 10 | 2 | – | – | – | 227 | 224 | 2 |
| – | – | – | – | – | – | -4 | -5 | 1 |
| 100,0 | 100,0 | 100,0 | x | x | x | 98,3 | 97,8 | 200,0 |
| 177 | 92 | 69 | 15 | 1 | – | 4530 | 4395 | 123 |
| 177 | 93 | 68 | 15 | 1 | – | 4517 | 4384 | 122 |
| – | 1 | -1 | – | – | – | -13 | -11 | -1 |
| 100,0 | 101,1 | 98,6 | 100,0 | 100,0 | x | 99,7 | 99,7 | 99,2 |
| 51 | 22 | 16 | 12 | 1 | – | 1404 | 1331 | 65 |
| 51 | 23 | 15 | 12 | 1 | – | 1371 | 1298 | 66 |
| – | 1 | -1 | – | – | – | -33 | -33 | 1 |
| 100,0 | 104,5 | 93,8 | 100,0 | 100,0 | x | 97,6 | 97,5 | 101,5 |
| 27 | 9 | 15 | 3 | – | – | 1335 | 1313 | 21 |
| 27 | 9 | 15 | 3 | – | – | 1288 | 1267 | 20 |
| – | – | – | – | – | – | -47 | -46 | -1 |
| 100,0 | 100,0 | 100,0 | 100,0 | x | x | 96,5 | 96,5 | 95,2 |
| 13 | 11 | 2 | – | – | – | 213 | 211 | 2 |
| 13 | 11 | 2 | – | – | – | 221 | 220 | 1 |
| – | – | – | – | – | – | 8 | 9 | -1 |
| 100,0 | 100,0 | 100,0 | x | x | x | 103,8 | 104,3 | 50,0 |
| 13 | 8 | 5 | – | – | – | 285 | 279 | 5 |
| 13 | 8 | 5 | – | – | – | 285 | 278 | 6 |
| – | – | – | – | – | – | – | -1 | 1 |
| 100,0 | 100,0 | 100,0 | x | x | x | 100,0 | 99,6 | 120,0 |
| 14 | 7 | 7 | – | – | – | 408 | 398 | 10 |
| 14 | 7 | 7 | – | – | – | 420 | 410 | 10 |
| – | – | – | – | – | – | 12 | 12 | – |
| 100,0 | 100,0 | 100,0 | x | x | x | 102,9 | 103,0 | 100,0 |
| 9 | 3 | 6 | – | – | – | 182 | 177 | 3 |
| 9 | 3 | 6 | – | – | – | 196 | 191 | 3 |
| – | – | – | – | – | – | 14 | 14 | – |
| 100,0 | 100,0 | 100,0 | x | x | x | 107,7 | 107,9 | 100,0 |
| 21 | 15 | 6 | – | – | – | 290 | 286 | 4 |
| 21 | 15 | 6 | – | – | – | 293 | 290 | 3 |
| – | – | – | – | – | – | 3 | 4 | -1 |
| 100,0 | 100,0 | 100,0 | x | x | x | 101,0 | 101,4 | 75,0 |

obowiązku aktualizacji tej informacji przez podmiot.
to update this information by the entity.

| prywatny sector | | | | | | | | | Lp. No. |
|--------------------|---------|--|--|---|-------|--------|---------|--|------------|
| 50-249 | 250-999 | 1000 pracujących i więcej employed persons and more | w tym osoby fizyczne prowadzące działalność gospodarczą of which natural persons conducting economic activity | | | | | 1000 pracujących i więcej employed persons and more | |
| | | | razem total | 0-9 pracujących employed persons | 10-49 | 50-249 | 250-999 | | |
| 1 | - | - | 187 | 185 | 2 | - | - | - | 1 |
| 1 | - | - | 187 | 185 | 2 | - | - | - | 2 |
| - | - | - | - | - | - | - | - | - | 3 |
| 100,0 | x | x | 100,0 | 100,0 | 100,0 | x | x | x | 4 |
| - | - | - | 361 | 359 | 2 | - | - | - | 5 |
| - | - | - | 354 | 351 | 3 | - | - | - | 6 |
| - | - | - | -7 | -8 | 1 | - | - | - | 7 |
| x | x | x | 98,1 | 97,8 | 150,0 | x | x | x | 8 |
| 1 | - | - | 191 | 190 | 1 | - | - | - | 9 |
| 1 | - | - | 187 | 185 | 2 | - | - | - | 10 |
| - | - | - | -4 | -5 | 1 | - | - | - | 11 |
| 100,0 | x | x | 97,9 | 97,4 | 200,0 | x | x | x | 12 |
| 11 | 1 | - | 3797 | 3728 | 66 | 3 | - | - | 13 |
| 10 | 1 | - | 3746 | 3678 | 65 | 3 | - | - | 14 |
| -1 | - | - | -51 | -50 | -1 | - | - | - | 15 |
| 90,9 | 100,0 | x | 98,7 | 98,7 | 98,5 | 100,0 | x | x | 16 |
| 7 | 1 | - | 1089 | 1049 | 38 | 2 | - | - | 17 |
| 6 | 1 | - | 1043 | 1003 | 38 | 2 | - | - | 18 |
| -1 | - | - | -46 | -46 | - | - | - | - | 19 |
| 85,7 | 100,0 | x | 95,8 | 95,6 | 100,0 | 100,0 | x | x | 20 |
| 1 | - | - | 1179 | 1167 | 12 | - | - | - | 21 |
| 1 | - | - | 1131 | 1120 | 11 | - | - | - | 22 |
| - | - | - | -48 | -47 | -1 | - | - | - | 23 |
| 100,0 | x | x | 95,9 | 96,0 | 91,7 | x | x | x | 24 |
| - | - | - | 179 | 179 | - | - | - | - | 25 |
| - | - | - | 187 | 187 | - | - | - | - | 26 |
| - | - | - | 8 | 8 | - | - | - | - | 27 |
| x | x | x | 104,5 | 104,5 | x | x | x | x | 28 |
| 1 | - | - | 245 | 241 | 3 | 1 | - | - | 29 |
| 1 | - | - | 238 | 234 | 3 | 1 | - | - | 30 |
| - | - | - | -7 | -7 | - | - | - | - | 31 |
| 100,0 | x | x | 97,1 | 97,1 | 100,0 | 100,0 | x | x | 32 |
| - | - | - | 346 | 342 | 4 | - | - | - | 33 |
| - | - | - | 349 | 345 | 4 | - | - | - | 34 |
| - | - | - | 3 | 3 | - | - | - | - | 35 |
| x | x | x | 100,9 | 100,9 | 100,0 | x | x | x | 36 |
| 2 | - | - | 151 | 149 | 2 | - | - | - | 37 |
| 2 | - | - | 163 | 161 | 2 | - | - | - | 38 |
| - | - | - | 12 | 12 | - | - | - | - | 39 |
| 100,0 | x | x | 107,9 | 108,1 | 100,0 | x | x | x | 40 |
| - | - | - | 249 | 249 | - | - | - | - | 41 |
| - | - | - | 253 | 253 | - | - | - | - | 42 |
| - | - | - | 4 | 4 | - | - | - | - | 43 |
| x | x | x | 101,6 | 101,6 | x | x | x | x | 44 |

TABL. 2. **PODMIOTY GOSPODARKI NARODOWEJ WEDŁUG PRZEWIDYWANEJ LICZBY PRACUJĄCYCH¹ ORAZ ENTITIES OF THE NATIONAL ECONOMY BY EXPECTED NUMBER OF EMPLOYED PERSONS¹ AND BY**

| Lp. No. | WYSZCZEGÓLNIENIE SPECIFICATION a – 31 XII 2013 b – 31 XII 2014 c – przyrost/spadek increase/decrease d – 2013 = 100 | Ogółem Total | | | | | |
|------------|---|-----------------|---|--------------|--------------|--------------|--|
| | | ogółem total | 0–9 pracujących employed persons | 10–49 | 50–249 | 250–999 | 1000 pracujących i więcej employed persons and more |
| | PODREGION OSTROŁĘCKO-SIEDLECKI (cd.) SUBREGION OSTROŁĘCKO-SIEDLECKI (cont.) | | | | | | |
| | Powiat węgrowski (dok.) Powiat węgrowski (cont.) | | | | | | |
| 1 | Gm. w. Stoczek a | 281 | 268 | 13 | – | – | – |
| 2 | b | 284 | 271 | 13 | – | – | – |
| 3 | c | 3 | 3 | – | – | – | – |
| 4 | d | 101,1 | 101,1 | 100,0 | x | x | x |
| 5 | Gm. w. Wierzbno a | 161 | 149 | 12 | – | – | – |
| 6 | b | 188 | 176 | 12 | – | – | – |
| 7 | c | 27 | 27 | – | – | – | – |
| 8 | d | 116,8 | 118,1 | 100,0 | x | x | x |
| 9 | Powiat wyszkowski a | 6098 | 5872 | 186 | 37 | 2 | 1 |
| 10 | Powiat wyszkowski b | 6261 | 6032 | 189 | 37 | 2 | 1 |
| 11 | c | 163 | 160 | 3 | – | – | – |
| 12 | d | 102,7 | 102,7 | 101,6 | 100,0 | 100,0 | 100,0 |
| 13 | Gm. m-w. Wyszków a | 3979 | 3827 | 117 | 33 | 1 | 1 |
| 14 | b | 4085 | 3930 | 120 | 33 | 1 | 1 |
| 15 | c | 106 | 103 | 3 | – | – | – |
| 16 | d | 102,7 | 102,7 | 102,6 | 100,0 | 100,0 | 100,0 |
| 17 | Gm. w. Brańszczyk a | 509 | 493 | 15 | 1 | – | – |
| 18 | b | 522 | 505 | 16 | 1 | – | – |
| 19 | c | 13 | 12 | 1 | – | – | – |
| 20 | d | 102,6 | 102,4 | 106,7 | 100,0 | x | x |
| 21 | Gm. w. Długosiodło a | 438 | 425 | 13 | – | – | – |
| 22 | b | 438 | 425 | 13 | – | – | – |
| 23 | c | – | – | – | – | – | – |
| 24 | d | 100,0 | 100,0 | 100,0 | x | x | x |
| 25 | Gm. w. Rząśnik a | 430 | 415 | 14 | 1 | – | – |
| 26 | b | 436 | 421 | 14 | 1 | – | – |
| 27 | c | 6 | 6 | – | – | – | – |
| 28 | d | 101,4 | 101,4 | 100,0 | 100,0 | x | x |
| 29 | Gm. w. Somianka a | 345 | 330 | 13 | 2 | – | – |
| 30 | b | 357 | 344 | 11 | 2 | – | – |
| 31 | c | 12 | 14 | -2 | – | – | – |
| 32 | d | 103,5 | 104,2 | 84,6 | 100,0 | x | x |
| 33 | Gm. w. Zabrodzie a | 397 | 382 | 14 | – | 1 | – |
| 34 | b | 423 | 407 | 15 | – | 1 | – |
| 35 | c | 26 | 25 | 1 | – | – | – |
| 36 | d | 106,5 | 106,5 | 107,1 | x | 100,0 | x |
| | Miasta na prawach powiatu: Cities with powiat status: | | | | | | |
| 37 | Ostrołęka a | 5880 | 5665 | 154 | 54 | 5 | 2 |
| 38 | b | 5910 | 5695 | 154 | 54 | 5 | 2 |
| 39 | c | 30 | 30 | – | – | – | – |
| 40 | d | 100,5 | 100,5 | 100,0 | 100,0 | 100,0 | 100,0 |

1 Przewidywana liczba pracujących podawana przy pierwszym zgłoszeniu o wpis do rejestru REGON. Nie ma ustawowego

1 Expected number of employed persons declared at the moment of registration to REGON register. There is no legal obligation

PODREGIONÓW, POWIATÓW I GMIN (cd.)

SUBREGIONS, POWIATS AND GMINAS (cont.)

| Sektor publiczny <i>Public sector</i> | | | | | | Sektor <i>Private</i> | | |
|--|---|--------------|--------------|--------------|---|--------------------------|---|--------------|
| razem <i>total</i> | 0–9 pracujących <i>employed persons</i> | 10–49 | 50–249 | 250–999 | 1000 pracujących i więcej <i>employed persons and more</i> | razem <i>total</i> | 0–9 pracujących <i>employed persons</i> | 10–49 |
| 13 | 6 | 7 | – | – | – | 268 | 262 | 6 |
| 13 | 6 | 7 | – | – | – | 271 | 265 | 6 |
| – | – | – | – | – | – | 3 | 3 | – |
| 100,0 | 100,0 | 100,0 | x | x | x | 101,1 | 101,1 | 100,0 |
| 16 | 11 | 5 | – | – | – | 145 | 138 | 7 |
| 16 | 11 | 5 | – | – | – | 172 | 165 | 7 |
| – | – | – | – | – | – | 27 | 27 | – |
| 100,0 | 100,0 | 100,0 | x | x | x | 118,6 | 119,6 | 100,0 |
| 183 | 104 | 59 | 19 | 1 | – | 5915 | 5768 | 127 |
| 176 | 97 | 59 | 19 | 1 | – | 6085 | 5935 | 130 |
| -7 | -7 | – | – | – | – | 170 | 167 | 3 |
| 96,2 | 93,3 | 100,0 | 100,0 | 100,0 | x | 102,9 | 102,9 | 102,4 |
| 89 | 50 | 22 | 16 | 1 | – | 3890 | 3777 | 95 |
| 84 | 45 | 22 | 16 | 1 | – | 4001 | 3885 | 98 |
| -5 | -5 | – | – | – | – | 111 | 108 | 3 |
| 94,4 | 90,0 | 100,0 | 100,0 | 100,0 | x | 102,9 | 102,9 | 103,2 |
| 24 | 13 | 10 | 1 | – | – | 485 | 480 | 5 |
| 24 | 13 | 10 | 1 | – | – | 498 | 492 | 6 |
| – | – | – | – | – | – | 13 | 12 | 1 |
| 100,0 | 100,0 | 100,0 | 100,0 | x | x | 102,7 | 102,5 | 120,0 |
| 23 | 13 | 10 | – | – | – | 415 | 412 | 3 |
| 21 | 11 | 10 | – | – | – | 417 | 414 | 3 |
| -2 | -2 | – | – | – | – | 2 | 2 | – |
| 91,3 | 84,6 | 100,0 | x | x | x | 100,5 | 100,5 | 100,0 |
| 13 | 7 | 5 | 1 | – | – | 417 | 408 | 9 |
| 13 | 7 | 5 | 1 | – | – | 423 | 414 | 9 |
| – | – | – | – | – | – | 6 | 6 | – |
| 100,0 | 100,0 | 100,0 | 100,0 | x | x | 101,4 | 101,5 | 100,0 |
| 13 | 8 | 4 | 1 | – | – | 332 | 322 | 9 |
| 13 | 8 | 4 | 1 | – | – | 344 | 336 | 7 |
| – | – | – | – | – | – | 12 | 14 | -2 |
| 100,0 | 100,0 | 100,0 | 100,0 | x | x | 103,6 | 104,3 | 77,8 |
| 21 | 13 | 8 | – | – | – | 376 | 369 | 6 |
| 21 | 13 | 8 | – | – | – | 402 | 394 | 7 |
| – | – | – | – | – | – | 26 | 25 | 1 |
| 100,0 | 100,0 | 100,0 | x | x | x | 106,9 | 106,8 | 116,7 |
| 132 | 60 | 36 | 31 | 4 | 1 | 5748 | 5605 | 118 |
| 130 | 58 | 36 | 31 | 4 | 1 | 5778 | 5635 | 118 |
| -2 | -2 | – | – | – | – | 30 | 30 | – |
| 98,5 | 96,7 | 100,0 | 100,0 | 100,0 | 100,0 | 100,5 | 100,5 | 100,0 |

obowiązku aktualizacji tej informacji przez podmiot.
to update this information by the entity.

| prywatny sector | | | | | | | | | Lp. No. |
|--------------------|--------------|--|--|---|--------------|--------------|---------|--|------------|
| 50-249 | 250-999 | 1000 pracujących i więcej employed persons and more | w tym osoby fizyczne prowadzące działalność gospodarczą of which natural persons conducting economic activity | | | | | | |
| | | | razem total | 0-9 pracujących employed persons | 10-49 | 50-249 | 250-999 | 1000 pracujących i więcej employed persons and more | |
| - | - | - | 235 | 232 | 3 | - | - | - | 1 |
| - | - | - | 237 | 234 | 3 | - | - | - | 2 |
| - | - | - | 2 | 2 | - | - | - | - | 3 |
| x | x | x | 100,9 | 100,9 | 100,0 | x | x | x | 4 |
| - | - | - | 124 | 120 | 4 | - | - | - | 5 |
| - | - | - | 145 | 141 | 4 | - | - | - | 6 |
| - | - | - | 21 | 21 | - | - | - | - | 7 |
| x | x | x | 116,9 | 117,5 | 100,0 | x | x | x | 8 |
| 18 | 1 | 1 | 4965 | 4922 | 40 | 3 | - | - | 9 |
| 18 | 1 | 1 | 5087 | 5039 | 45 | 3 | - | - | 10 |
| - | - | - | 122 | 117 | 5 | - | - | - | 11 |
| 100,0 | 100,0 | 100,0 | 102,5 | 102,4 | 112,5 | 100,0 | x | x | 12 |
| 17 | - | 1 | 3193 | 3168 | 23 | 2 | - | - | 13 |
| 17 | - | 1 | 3271 | 3241 | 28 | 2 | - | - | 14 |
| - | - | - | 78 | 73 | 5 | - | - | - | 15 |
| 100,0 | x | 100,0 | 102,4 | 102,3 | 121,7 | 100,0 | x | x | 16 |
| - | - | - | 416 | 415 | 1 | - | - | - | 17 |
| - | - | - | 426 | 424 | 2 | - | - | - | 18 |
| - | - | - | 10 | 9 | 1 | - | - | - | 19 |
| x | x | x | 102,4 | 102,2 | 200,0 | x | x | x | 20 |
| - | - | - | 369 | 368 | 1 | - | - | - | 21 |
| - | - | - | 368 | 367 | 1 | - | - | - | 22 |
| - | - | - | -1 | -1 | - | - | - | - | 23 |
| x | x | x | 99,7 | 99,7 | 100,0 | x | x | x | 24 |
| - | - | - | 372 | 368 | 4 | - | - | - | 25 |
| - | - | - | 375 | 371 | 4 | - | - | - | 26 |
| - | - | - | 3 | 3 | - | - | - | - | 27 |
| x | x | x | 100,8 | 100,8 | 100,0 | x | x | x | 28 |
| 1 | - | - | 288 | 281 | 6 | 1 | - | - | 29 |
| 1 | - | - | 296 | 291 | 4 | 1 | - | - | 30 |
| - | - | - | 8 | 10 | -2 | - | - | - | 31 |
| 100,0 | x | x | 102,8 | 103,6 | 66,7 | 100,0 | x | x | 32 |
| - | 1 | - | 327 | 322 | 5 | - | - | - | 33 |
| - | 1 | - | 351 | 345 | 6 | - | - | - | 34 |
| - | - | - | 24 | 23 | 1 | - | - | - | 35 |
| x | 100,0 | x | 107,3 | 107,1 | 120,0 | x | x | x | 36 |
| 23 | 1 | 1 | 4569 | 4542 | 24 | 3 | - | - | 37 |
| 23 | 1 | 1 | 4568 | 4538 | 27 | 3 | - | - | 38 |
| - | - | - | -1 | -4 | 3 | - | - | - | 39 |
| 100,0 | 100,0 | 100,0 | 100,0 | 99,9 | 112,5 | 100,0 | x | x | 40 |

TABL. 2. **PODMIOTY GOSPODARKI NARODOWEJ WEDŁUG PRZEWIDYWANEJ LICZBY PRACUJĄCYCH¹ ORAZ ENTITIES OF THE NATIONAL ECONOMY BY EXPECTED NUMBER OF EMPLOYED PERSONS¹ AND BY**

| Lp. No. | WYSZCZEGÓLNIENIE SPECIFICATION a – 31 XII 2013 b – 31 XII 2014 c – przyrost/spadek increase/decrease d – 2013 = 100 | Ogółem Total | | | | | |
|------------|---|-----------------|---|-------------|------------|-----------|--|
| | | ogółem total | 0–9 pracujących employed persons | 10–49 | 50–249 | 250–999 | 1000 pracujących i więcej employed persons and more |
| | PODREGION OSTROŁĘCKO-SIEDLECKI (dok.) SUBREGION OSTROŁĘCKO-SIEDLECKI (cont.) | | | | | | |
| | Miasta na prawach powiatu (dok.): Cities with powiat status (cont.): | | | | | | |
| 1 | Siedlce a | 8351 | 7996 | 265 | 81 | 7 | 2 |
| 2 | b | 8388 | 8027 | 272 | 80 | 7 | 2 |
| 3 | c | 37 | 31 | 7 | -1 | - | - |
| 4 | d | 100,4 | 100,4 | 102,6 | 98,8 | 100,0 | 100,0 |
| 5 | PODREGION RADOMSKI..... a | 51796 | 49573 | 1827 | 357 | 33 | 6 |
| 6 | SUBREGION RADOMSKI b | 52174 | 49932 | 1851 | 353 | 31 | 7 |
| 7 | c | 378 | 359 | 24 | -4 | -2 | 1 |
| 8 | d | 100,7 | 100,7 | 101,3 | 98,9 | 93,9 | 116,7 |
| 9 | Powiat białobrzeski a | 2609 | 2492 | 106 | 11 | - | - |
| 10 | Powiat białobrzeski b | 2673 | 2547 | 115 | 11 | - | - |
| 11 | c | 64 | 55 | 9 | - | - | - |
| 12 | d | 102,5 | 102,2 | 108,5 | 100,0 | x | x |
| 13 | Gm. m-w. Białobrzegi a | 1250 | 1197 | 45 | 8 | - | - |
| 14 | b | 1263 | 1208 | 47 | 8 | - | - |
| 15 | c | 13 | 11 | 2 | - | - | - |
| 16 | d | 101,0 | 100,9 | 104,4 | 100,0 | x | x |
| 17 | Gm. m-w. Wyśmierzyce a | 191 | 179 | 12 | - | - | - |
| 18 | b | 195 | 183 | 12 | - | - | - |
| 19 | c | 4 | 4 | - | - | - | - |
| 20 | d | 102,1 | 102,2 | 100,0 | x | x | x |
| 21 | Gm. w. Promna a | 369 | 353 | 15 | 1 | - | - |
| 22 | b | 383 | 366 | 16 | 1 | - | - |
| 23 | c | 14 | 13 | 1 | - | - | - |
| 24 | d | 103,8 | 103,7 | 106,7 | 100,0 | x | x |
| 25 | Gm. w. Radzanów a | 179 | 170 | 8 | 1 | - | - |
| 26 | b | 185 | 175 | 9 | 1 | - | - |
| 27 | c | 6 | 5 | 1 | - | - | - |
| 28 | d | 103,4 | 102,9 | 112,5 | 100,0 | x | x |
| 29 | Gm. w. Stara Błotnica a | 326 | 312 | 14 | - | - | - |
| 30 | b | 343 | 326 | 17 | - | - | - |
| 31 | c | 17 | 14 | 3 | - | - | - |
| 32 | d | 105,2 | 104,5 | 121,4 | x | x | x |
| 33 | Gm. w. Stromiec a | 294 | 281 | 12 | 1 | - | - |
| 34 | b | 304 | 289 | 14 | 1 | - | - |
| 35 | c | 10 | 8 | 2 | - | - | - |
| 36 | d | 103,4 | 102,8 | 116,7 | 100,0 | x | x |
| 37 | Powiat kozienicki a | 4102 | 3888 | 171 | 38 | 3 | 2 |
| 38 | Powiat kozienicki b | 4118 | 3910 | 164 | 39 | 3 | 2 |
| 39 | c | 16 | 22 | -7 | 1 | - | - |
| 40 | d | 100,4 | 100,6 | 95,9 | 102,6 | 100,0 | 100,0 |

1 Przewidywana liczba pracujących podawana przy pierwszym zgłoszeniu o wpis do rejestru REGON. Nie ma ustawowego
1 Expected number of employed persons declared at the moment of registration to REGON register. There is no legal obligation

PODREGIONÓW, POWIATÓW I GMIN (cd.)

SUBREGIONS, POWIATS AND GMINAS (cont.)

| Sektor publiczny <i>Public sector</i> | | | | | | Sektor <i>Private</i> | | |
|--|--|-------|--------|---------|---|--------------------------|--|-------|
| razem <i>total</i> | 0–9 pracujących <i>employed</i> persons | 10–49 | 50–249 | 250–999 | 1000 pracujących i więcej <i>employed</i> persons and more | razem <i>total</i> | 0–9 pracujących <i>employed</i> persons | 10–49 |
| 175 | 85 | 37 | 50 | 2 | 1 | 8176 | 7911 | 228 |
| 175 | 86 | 36 | 50 | 2 | 1 | 8211 | 7939 | 236 |
| – | 1 | -1 | – | – | – | 35 | 28 | 8 |
| 100,0 | 101,2 | 97,3 | 100,0 | 100,0 | 100,0 | 100,4 | 100,4 | 103,5 |
| 1435 | 716 | 509 | 184 | 21 | 5 | 50361 | 48857 | 1318 |
| 1424 | 713 | 502 | 184 | 19 | 6 | 50742 | 49211 | 1349 |
| -11 | -3 | -7 | – | -2 | 1 | 381 | 354 | 31 |
| 99,2 | 99,6 | 98,6 | 100,0 | 90,5 | 120,0 | 100,8 | 100,7 | 102,4 |
| 97 | 43 | 47 | 7 | – | – | 2512 | 2449 | 59 |
| 95 | 41 | 47 | 7 | – | – | 2578 | 2506 | 68 |
| -2 | -2 | – | – | – | – | 66 | 57 | 9 |
| 97,9 | 95,3 | 100,0 | 100,0 | x | x | 102,6 | 102,3 | 115,3 |
| 36 | 15 | 16 | 5 | – | – | 1214 | 1182 | 29 |
| 35 | 14 | 16 | 5 | – | – | 1228 | 1194 | 31 |
| -1 | -1 | – | – | – | – | 14 | 12 | 2 |
| 97,2 | 93,3 | 100,0 | 100,0 | x | x | 101,2 | 101,0 | 106,9 |
| 11 | 4 | 7 | – | – | – | 180 | 175 | 5 |
| 11 | 4 | 7 | – | – | – | 184 | 179 | 5 |
| – | – | – | – | – | – | 4 | 4 | – |
| 100,0 | 100,0 | 100,0 | x | x | x | 102,2 | 102,3 | 100,0 |
| 12 | 5 | 7 | – | – | – | 357 | 348 | 8 |
| 11 | 4 | 7 | – | – | – | 372 | 362 | 9 |
| -1 | -1 | – | – | – | – | 15 | 14 | 1 |
| 91,7 | 80,0 | 100,0 | x | x | x | 104,2 | 104,0 | 112,5 |
| 10 | 5 | 4 | 1 | – | – | 169 | 165 | 4 |
| 10 | 5 | 4 | 1 | – | – | 175 | 170 | 5 |
| – | – | – | – | – | – | 6 | 5 | 1 |
| 100,0 | 100,0 | 100,0 | 100,0 | x | x | 103,6 | 103,0 | 125,0 |
| 15 | 10 | 5 | – | – | – | 311 | 302 | 9 |
| 15 | 10 | 5 | – | – | – | 328 | 316 | 12 |
| – | – | – | – | – | – | 17 | 14 | 3 |
| 100,0 | 100,0 | 100,0 | x | x | x | 105,5 | 104,6 | 133,3 |
| 13 | 4 | 8 | 1 | – | – | 281 | 277 | 4 |
| 13 | 4 | 8 | 1 | – | – | 291 | 285 | 6 |
| – | – | – | – | – | – | 10 | 8 | 2 |
| 100,0 | 100,0 | 100,0 | 100,0 | x | x | 103,6 | 102,9 | 150,0 |
| 154 | 66 | 64 | 21 | 2 | 1 | 3948 | 3822 | 107 |
| 155 | 67 | 64 | 21 | 2 | 1 | 3963 | 3843 | 100 |
| 1 | 1 | – | – | – | – | 15 | 21 | -7 |
| 100,6 | 101,5 | 100,0 | 100,0 | 100,0 | 100,0 | 100,4 | 100,5 | 93,5 |

obowiązku aktualizacji tej informacji przez podmiot.
to update this information by the entity.

| prywatny sector | | | | | | | | | Lp. No. |
|--------------------|---------|--|--|---|-------|--------|---------|--|------------|
| 50-249 | 250-999 | 1000 pracujących i więcej employed persons and more | w tym osoby fizyczne prowadzące działalność gospodarczą of which natural persons conducting economic activity | | | | | | |
| | | | razem total | 0-9 pracujących employed persons | 10-49 | 50-249 | 250-999 | 1000 pracujących i więcej employed persons and more | |
| 31 | 5 | 1 | 6254 | 6178 | 73 | 3 | - | - | 1 |
| 30 | 5 | 1 | 6231 | 6153 | 76 | 2 | - | - | 2 |
| -1 | - | - | -23 | -25 | 3 | -1 | - | - | 3 |
| 96,8 | 100 | 100 | 99,6 | 99,6 | 104,1 | 66,7 | x | x | 4 |
| 173 | 12 | 1 | 41102 | 40652 | 437 | 13 | - | - | 5 |
| 169 | 12 | 1 | 41202 | 40748 | 440 | 14 | - | - | 6 |
| -4 | - | - | 100 | 96 | 3 | 1 | - | - | 7 |
| 97,7 | 100,0 | 100,0 | 100,2 | 100,2 | 100,7 | 107,7 | x | x | 8 |
| 4 | - | - | 1957 | 1936 | 20 | 1 | - | - | 9 |
| 4 | - | - | 1997 | 1972 | 24 | 1 | - | - | 10 |
| - | - | - | 40 | 36 | 4 | - | - | - | 11 |
| 100,0 | x | x | 102,0 | 101,9 | 120,0 | 100,0 | x | x | 12 |
| 3 | - | - | 915 | 907 | 8 | - | - | - | 13 |
| 3 | - | - | 920 | 912 | 8 | - | - | - | 14 |
| - | - | - | 5 | 5 | - | - | - | - | 15 |
| 100,0 | x | x | 100,5 | 100,6 | 100,0 | x | x | x | 16 |
| - | - | - | 145 | 143 | 2 | - | - | - | 17 |
| - | - | - | 149 | 147 | 2 | - | - | - | 18 |
| - | - | - | 4 | 4 | - | - | - | - | 19 |
| x | x | x | 102,8 | 102,8 | 100,0 | x | x | x | 20 |
| 1 | - | - | 262 | 257 | 4 | 1 | - | - | 21 |
| 1 | - | - | 267 | 262 | 4 | 1 | - | - | 22 |
| - | - | - | 5 | 5 | - | - | - | - | 23 |
| 100,0 | x | x | 101,9 | 101,9 | 100,0 | 100,0 | x | x | 24 |
| - | - | - | 134 | 133 | 1 | - | - | - | 25 |
| - | - | - | 139 | 137 | 2 | - | - | - | 26 |
| - | - | - | 5 | 4 | 1 | - | - | - | 27 |
| x | x | x | 103,7 | 103,0 | 200,0 | x | x | x | 28 |
| - | - | - | 256 | 253 | 3 | - | - | - | 29 |
| - | - | - | 271 | 266 | 5 | - | - | - | 30 |
| - | - | - | 15 | 13 | 2 | - | - | - | 31 |
| x | x | x | 105,9 | 105,1 | 166,7 | x | x | x | 32 |
| - | - | - | 245 | 243 | 2 | - | - | - | 33 |
| - | - | - | 251 | 248 | 3 | - | - | - | 34 |
| - | - | - | 6 | 5 | 1 | - | - | - | 35 |
| x | x | x | 102,4 | 102,1 | 150,0 | x | x | x | 36 |
| 17 | 1 | 1 | 3264 | 3218 | 45 | 1 | - | - | 37 |
| 18 | 1 | 1 | 3269 | 3225 | 42 | 2 | - | - | 38 |
| 1 | - | - | 5 | 7 | -3 | 1 | - | - | 39 |
| 105,9 | 100,0 | 100,0 | 100,2 | 100,2 | 93,3 | 200,0 | x | x | 40 |

TABL. 2. **PODMIOTY GOSPODARKI NARODOWEJ WEDŁUG PRZEWIDYWANEJ LICZBY PRACUJĄCYCH¹ ORAZ ENTITIES OF THE NATIONAL ECONOMY BY EXPECTED NUMBER OF EMPLOYED PERSONS¹ AND BY**

| Lp. No. | WYSZCZEGÓLNIENIE SPECIFICATION a – 31 XII 2013 b – 31 XII 2014 c – przyrost/spadek increase/decrease d – 2013 = 100 | Ogółem Total | | | | | | |
|-----------------------------------|---|-----------------|---|--------------|--------------|--------------|--|----------|
| | | ogółem total | 0–9 pracujących employed persons | 10–49 | 50–249 | 250–999 | 1000 pracujących i więcej employed persons and more | |
| PODREGION RADOMSKI (cd.) | | | | | | | | |
| SUBREGION RADOMSKI (cont.) | | | | | | | | |
| Powiat kozienicki (dok.) | | | | | | | | |
| Powiat kozienicki (cont.) | | | | | | | | |
| 1 | Gm. m-w. Kozienice | a | 2497 | 2361 | 100 | 31 | 3 | 2 |
| 2 | | b | 2479 | 2348 | 95 | 31 | 3 | 2 |
| 3 | | c | -18 | -13 | -5 | - | - | - |
| 4 | | d | 99,3 | 99,4 | 95,0 | 100,0 | 100,0 | 100,0 |
| 5 | Gm. w. Garbatka-Letnisko | a | 352 | 327 | 22 | 3 | - | - |
| 6 | | b | 360 | 335 | 22 | 3 | - | - |
| 7 | | c | 8 | 8 | - | - | - | - |
| 8 | | d | 102,3 | 102,4 | 100,0 | 100,0 | x | x |
| 9 | Gm. w. Głowaczów | a | 374 | 358 | 13 | 3 | - | - |
| 10 | | b | 376 | 361 | 12 | 3 | - | - |
| 11 | | c | 2 | 3 | -1 | - | - | - |
| 12 | | d | 100,5 | 100,8 | 92,3 | 100,0 | x | x |
| 13 | Gm. w. Gniewoszków | a | 225 | 218 | 7 | - | - | - |
| 14 | | b | 233 | 226 | 7 | - | - | - |
| 15 | | c | 8 | 8 | - | - | - | - |
| 16 | | d | 103,6 | 103,7 | 100,0 | x | x | x |
| 17 | Gm. w. Grabów nad Pilicą | a | 173 | 168 | 5 | - | - | - |
| 18 | | b | 185 | 180 | 5 | - | - | - |
| 19 | | c | 12 | 12 | - | - | - | - |
| 20 | | d | 106,9 | 107,1 | 100,0 | x | x | x |
| 21 | Gm. w. Magnuszew | a | 319 | 300 | 18 | 1 | - | - |
| 22 | | b | 326 | 307 | 17 | 2 | - | - |
| 23 | | c | 7 | 7 | -1 | 1 | - | - |
| 24 | | d | 102,2 | 102,3 | 94,4 | 200,0 | x | x |
| 25 | Gm. w. Sieciechów | a | 162 | 156 | 6 | - | - | - |
| 26 | | b | 159 | 153 | 6 | - | - | - |
| 27 | | c | -3 | -3 | - | - | - | - |
| 28 | | d | 98,1 | 98,1 | 100,0 | x | x | x |
| 29 | Powiat lipski | a | 2597 | 2492 | 90 | 13 | 2 | - |
| 30 | Powiat lipski | b | 2626 | 2521 | 90 | 13 | 2 | - |
| 31 | | c | 29 | 29 | - | - | - | - |
| 32 | | d | 101,1 | 101,2 | 100,0 | 100,0 | 100,0 | x |
| 33 | Gm. m-w. Lipsko | a | 1217 | 1163 | 46 | 6 | 2 | - |
| 34 | | b | 1225 | 1171 | 46 | 6 | 2 | - |
| 35 | | c | 8 | 8 | - | - | - | - |
| 36 | | d | 100,7 | 100,7 | 100,0 | 100,0 | 100,0 | x |
| 37 | Gm. w. Chotcza | a | 95 | 92 | 3 | - | - | - |
| 38 | | b | 100 | 97 | 3 | - | - | - |
| 39 | | c | 5 | 5 | - | - | - | - |
| 40 | | d | 105,3 | 105,4 | 100,0 | x | x | x |
| 41 | Gm. w. Ciepiałów | a | 315 | 305 | 7 | 3 | - | - |
| 42 | | b | 334 | 324 | 7 | 3 | - | - |
| 43 | | c | 19 | 19 | - | - | - | - |
| 44 | | d | 106,0 | 106,2 | 100,0 | 100,0 | x | x |

1 Przewidywana liczba pracujących podawana przy pierwszym zgłoszeniu o wpis do rejestru REGON. Nie ma ustawowego

1 Expected number of employed persons declared at the moment of registration to REGON register. There is no legal obligation

PODREGIONÓW, POWIATÓW I GMIN (cd.)

SUBREGIONS, POWIATS AND GMINAS (cont.)

| Sektor publiczny <i>Public sector</i> | | | | | | Sektor <i>Private</i> | | |
|--|---|--------------|--------------|--------------|---|--------------------------|---|--------------|
| razem <i>total</i> | 0–9 pracujących <i>employed persons</i> | 10–49 | 50–249 | 250–999 | 1000 pracujących i więcej <i>employed persons and more</i> | razem <i>total</i> | 0–9 pracujących <i>employed persons</i> | 10–49 |
| 65 | 13 | 31 | 18 | 2 | 1 | 2432 | 2348 | 69 |
| 65 | 13 | 31 | 18 | 2 | 1 | 2414 | 2335 | 64 |
| – | – | – | – | – | – | -18 | -13 | -5 |
| 100,0 | 100,0 | 100,0 | 100,0 | 100,0 | 100,0 | 99,3 | 99,4 | 92,8 |
| 23 | 13 | 8 | 2 | – | – | 329 | 314 | 14 |
| 24 | 14 | 8 | 2 | – | – | 336 | 321 | 14 |
| 1 | 1 | – | – | – | – | 7 | 7 | – |
| 104,3 | 107,7 | 100,0 | 100,0 | x | x | 102,1 | 102,2 | 100,0 |
| 12 | 7 | 5 | – | – | – | 362 | 351 | 8 |
| 12 | 7 | 5 | – | – | – | 364 | 354 | 7 |
| – | – | – | – | – | – | 2 | 3 | -1 |
| 100,0 | 100,0 | 100,0 | x | x | x | 100,6 | 100,9 | 87,5 |
| 10 | 5 | 5 | – | – | – | 215 | 213 | 2 |
| 10 | 5 | 5 | – | – | – | 223 | 221 | 2 |
| – | – | – | – | – | – | 8 | 8 | – |
| 100,0 | 100,0 | 100,0 | x | x | x | 103,7 | 103,8 | 100,0 |
| 10 | 9 | 1 | – | – | – | 163 | 159 | 4 |
| 10 | 9 | 1 | – | – | – | 175 | 171 | 4 |
| – | – | – | – | – | – | 12 | 12 | – |
| 100,0 | 100,0 | 100,0 | x | x | x | 107,4 | 107,5 | 100,0 |
| 15 | 6 | 8 | 1 | – | – | 304 | 294 | 10 |
| 15 | 6 | 8 | 1 | – | – | 311 | 301 | 9 |
| – | – | – | – | – | – | 7 | 7 | -1 |
| 100,0 | 100,0 | 100,0 | 100,0 | x | x | 102,3 | 102,4 | 90,0 |
| 19 | 13 | 6 | – | – | – | 143 | 143 | – |
| 19 | 13 | 6 | – | – | – | 140 | 140 | – |
| – | – | – | – | – | – | -3 | -3 | – |
| 100,0 | 100,0 | 100,0 | x | x | x | 97,9 | 97,9 | x |
| 131 | 72 | 49 | 9 | 1 | – | 2466 | 2420 | 41 |
| 132 | 73 | 49 | 9 | 1 | – | 2493 | 2447 | 41 |
| 1 | 1 | – | – | – | – | 27 | 27 | – |
| 100,8 | 101,4 | 100,0 | 100,0 | 100,0 | x | 101,1 | 101,1 | 100,0 |
| 47 | 21 | 22 | 3 | 1 | – | 1170 | 1142 | 24 |
| 47 | 21 | 22 | 3 | 1 | – | 1178 | 1150 | 24 |
| – | – | – | – | – | – | 8 | 8 | – |
| 100,0 | 100,0 | 100,0 | 100,0 | 100,0 | x | 100,7 | 100,7 | 100,0 |
| 9 | 7 | 2 | – | – | – | 86 | 85 | 1 |
| 9 | 7 | 2 | – | – | – | 91 | 90 | 1 |
| – | – | – | – | – | – | 5 | 5 | – |
| 100,0 | 100,0 | 100,0 | x | x | x | 105,8 | 105,9 | 100,0 |
| 12 | 7 | 3 | 2 | – | – | 303 | 298 | 4 |
| 12 | 7 | 3 | 2 | – | – | 322 | 317 | 4 |
| – | – | – | – | – | – | 19 | 19 | – |
| 100,0 | 100,0 | 100,0 | 100,0 | x | x | 106,3 | 106,4 | 100,0 |

obowiązku aktualizacji tej informacji przez podmiot.
to update this information by the entity.

| prywatny sector | | | | | | | | | Lp. No. |
|--------------------|--------------|--|--|---|--------------|----------|----------|--|------------|
| 50-249 | 250-999 | 1000 pracujących i więcej employed persons and more | w tym osoby fizyczne prowadzące działalność gospodarczą of which natural persons conducting economic activity | | | | | 1000 pracujących i więcej employed persons and more | |
| | | | razem total | 0-9 pracujących employed persons | 10-49 | 50-249 | 250-999 | | |
| 13 | 1 | 1 | 1979 | 1952 | 27 | - | - | - | 1 |
| 13 | 1 | 1 | 1958 | 1933 | 25 | - | - | - | 2 |
| - | - | - | -21 | -19 | -2 | - | - | - | 3 |
| 100,0 | 100,0 | 100,0 | 98,9 | 99,0 | 92,6 | x | x | x | 4 |
| 1 | - | - | 264 | 258 | 6 | - | - | - | 5 |
| 1 | - | - | 269 | 263 | 6 | - | - | - | 6 |
| - | - | - | 5 | 5 | - | - | - | - | 7 |
| 100,0 | x | x | 101,9 | 101,9 | 100,0 | x | x | x | 8 |
| 3 | - | - | 311 | 308 | 2 | 1 | - | - | 9 |
| 3 | - | - | 313 | 310 | 2 | 1 | - | - | 10 |
| - | - | - | 2 | 2 | - | - | - | - | 11 |
| 100,0 | x | x | 100,6 | 100,6 | 100,0 | 100,0 | x | x | 12 |
| - | - | - | 194 | 193 | 1 | - | - | - | 13 |
| - | - | - | 200 | 199 | 1 | - | - | - | 14 |
| - | - | - | 6 | 6 | - | - | - | - | 15 |
| x | x | x | 103,1 | 103,1 | 100,0 | x | x | x | 16 |
| - | - | - | 138 | 135 | 3 | - | - | - | 17 |
| - | - | - | 150 | 147 | 3 | - | - | - | 18 |
| - | - | - | 12 | 12 | - | - | - | - | 19 |
| x | x | x | 108,7 | 108,9 | 100,0 | x | x | x | 20 |
| - | - | - | 257 | 251 | 6 | - | - | - | 21 |
| 1 | - | - | 261 | 255 | 5 | 1 | - | - | 22 |
| 1 | - | - | 4 | 4 | -1 | 1 | - | - | 23 |
| x | x | x | 101,6 | 101,6 | 83,3 | x | x | x | 24 |
| - | - | - | 121 | 121 | - | - | - | - | 25 |
| - | - | - | 118 | 118 | - | - | - | - | 26 |
| - | - | - | -3 | -3 | - | - | - | - | 27 |
| x | x | x | 97,5 | 97,5 | x | x | x | x | 28 |
| 4 | 1 | - | 2114 | 2098 | 16 | - | - | - | 29 |
| 4 | 1 | - | 2135 | 2119 | 16 | - | - | - | 30 |
| - | - | - | 21 | 21 | - | - | - | - | 31 |
| 100,0 | 100,0 | x | 101,0 | 101,0 | 100,0 | x | x | x | 32 |
| 3 | 1 | - | 993 | 982 | 11 | - | - | - | 33 |
| 3 | 1 | - | 999 | 988 | 11 | - | - | - | 34 |
| - | - | - | 6 | 6 | - | - | - | - | 35 |
| 100,0 | 100,0 | x | 100,6 | 100,6 | 100,0 | x | x | x | 36 |
| - | - | - | 72 | 71 | 1 | - | - | - | 37 |
| - | - | - | 77 | 76 | 1 | - | - | - | 38 |
| - | - | - | 5 | 5 | - | - | - | - | 39 |
| x | x | x | 106,9 | 107,0 | 100,0 | x | x | x | 40 |
| 1 | - | - | 273 | 271 | 2 | - | - | - | 41 |
| 1 | - | - | 290 | 288 | 2 | - | - | - | 42 |
| - | - | - | 17 | 17 | - | - | - | - | 43 |
| 100,0 | x | x | 106,2 | 106,3 | 100,0 | x | x | x | 44 |

TABL. 2. **PODMIOTY GOSPODARKI NARODOWEJ WEDŁUG PRZEWIDYWANEJ LICZBY PRACUJĄCYCH¹ ORAZ ENTITIES OF THE NATIONAL ECONOMY BY EXPECTED NUMBER OF EMPLOYED PERSONS¹ AND BY**

| Lp. No. | WYSZCZEGÓLNIENIE SPECIFICATION a – 31 XII 2013 b – 31 XII 2014 c – przyrost/spadek increase/decrease d – 2013 = 100 | Ogółem Total | | | | | |
|-----------------------------------|---|-----------------|---|--------------|-------------|--------------|--|
| | | ogółem total | 0–9 pracujących employed persons | 10–49 | 50–249 | 250–999 | 1000 pracujących i więcej employed persons and more |
| PODREGION RADOMSKI (cd.) | | | | | | | |
| SUBREGION RADOMSKI (cont.) | | | | | | | |
| Powiat lipski (dok.) | | | | | | | |
| Powiat lipski (cont.) | | | | | | | |
| 1 | Gm. w. Rzecznów | a | 288 | 279 | 8 | 1 | – |
| 2 | | b | 292 | 283 | 8 | 1 | – |
| 3 | | c | 4 | 4 | – | – | – |
| 4 | | d | 101,4 | 101,4 | 100,0 | 100,0 | x |
| 5 | Gm. w. Sienno | a | 387 | 369 | 17 | 1 | – |
| 6 | | b | 379 | 361 | 17 | 1 | – |
| 7 | | c | -8 | -8 | – | – | – |
| 8 | | d | 97,9 | 97,8 | 100,0 | 100,0 | x |
| 9 | Gm. w. Solec nad Wisłą | a | 295 | 284 | 9 | 2 | – |
| 10 | | b | 296 | 285 | 9 | 2 | – |
| 11 | | c | 1 | 1 | – | – | – |
| 12 | | d | 100,3 | 100,4 | 100,0 | 100,0 | x |
| 13 | Powiat przysuski | a | 2684 | 2571 | 100 | 13 | – |
| 14 | Powiat przysuski | b | 2746 | 2637 | 96 | 13 | – |
| 15 | | c | 62 | 66 | -4 | – | – |
| 16 | | d | 102,3 | 102,6 | 96,0 | 100,0 | x |
| 17 | Gm. m-w. Przysucha | a | 964 | 913 | 42 | 9 | – |
| 18 | | b | 984 | 933 | 42 | 9 | – |
| 19 | | c | 20 | 20 | – | – | – |
| 20 | | d | 102,1 | 102,2 | 100,0 | 100,0 | x |
| 21 | Gm. w. Borkowice | a | 263 | 249 | 12 | 2 | – |
| 22 | | b | 271 | 258 | 11 | 2 | – |
| 23 | | c | 8 | 9 | -1 | – | – |
| 24 | | d | 103,0 | 103,6 | 91,7 | 100,0 | x |
| 25 | Gm. w. Gielniów | a | 272 | 259 | 12 | 1 | – |
| 26 | | b | 278 | 266 | 11 | 1 | – |
| 27 | | c | 6 | 7 | -1 | – | – |
| 28 | | d | 102,2 | 102,7 | 91,7 | 100,0 | x |
| 29 | Gm. w. Klwów | a | 152 | 146 | 6 | – | – |
| 30 | | b | 169 | 163 | 6 | – | – |
| 31 | | c | 17 | 17 | – | – | – |
| 32 | | d | 111,2 | 111,6 | 100,0 | x | x |
| 33 | Gm. w. Odrzywół | a | 260 | 248 | 12 | – | – |
| 34 | | b | 257 | 246 | 11 | – | – |
| 35 | | c | -3 | -2 | -1 | – | – |
| 36 | | d | 98,8 | 99,2 | 91,7 | x | x |
| 37 | Gm. w. Potworów | a | 190 | 183 | 7 | – | – |
| 38 | | b | 195 | 188 | 7 | – | – |
| 39 | | c | 5 | 5 | – | – | – |
| 40 | | d | 102,6 | 102,7 | 100,0 | x | x |
| 41 | Gm. w. Rusinów | a | 240 | 236 | 4 | – | – |
| 42 | | b | 236 | 233 | 3 | – | – |
| 43 | | c | -4 | -3 | -1 | – | – |
| 44 | | d | 98,3 | 98,7 | 75,0 | x | x |

1 Przewidywana liczba pracujących podawana przy pierwszym zgłoszeniu o wpis do rejestru REGON. Nie ma ustawowego

1 Expected number of employed persons declared at the moment of registration to REGON register. There is no legal obligation

PODREGIONÓW, POWIATÓW I GMIN (cd.)

SUBREGIONS, POWIATS AND GMINAS (cont.)

| Sektor publiczny <i>Public sector</i> | | | | | | Sektor <i>Private</i> | | |
|--|---|-------------|--------------|----------|---|--------------------------|---|-------------|
| razem <i>total</i> | 0–9 pracujących <i>employed persons</i> | 10–49 | 50–249 | 250–999 | 1000 pracujących i więcej <i>employed persons and more</i> | razem <i>total</i> | 0–9 pracujących <i>employed persons</i> | 10–49 |
| 11 | 6 | 4 | 1 | – | – | 277 | 273 | 4 |
| 11 | 6 | 4 | 1 | – | – | 280 | 276 | 4 |
| – | – | – | – | – | – | 3 | 3 | – |
| 100,0 | 100,0 | 100,0 | 100,0 | x | x | 101,1 | 101,1 | 100,0 |
| 23 | 11 | 11 | 1 | – | – | 364 | 358 | 6 |
| 23 | 11 | 11 | 1 | – | – | 356 | 350 | 6 |
| – | – | – | – | – | – | -8 | -8 | – |
| 100,0 | 100,0 | 100,0 | 100,0 | x | x | 97,8 | 97,8 | 100,0 |
| 29 | 20 | 7 | 2 | – | – | 266 | 264 | 2 |
| 30 | 21 | 7 | 2 | – | – | 266 | 264 | 2 |
| 1 | 1 | – | – | – | – | – | – | – |
| 103,4 | 105,0 | 100,0 | 100,0 | x | x | 100,0 | 100,0 | 100,0 |
| 156 | 105 | 46 | 5 | – | – | 2528 | 2466 | 54 |
| 149 | 100 | 44 | 5 | – | – | 2597 | 2537 | 52 |
| -7 | -5 | -2 | – | – | – | 69 | 71 | -2 |
| 95,5 | 95,2 | 95,7 | 100,0 | x | x | 102,7 | 102,9 | 96,3 |
| 55 | 34 | 18 | 3 | – | – | 909 | 879 | 24 |
| 54 | 34 | 17 | 3 | – | – | 930 | 899 | 25 |
| -1 | – | -1 | – | – | – | 21 | 20 | 1 |
| 98,2 | 100,0 | 94,4 | 100,0 | x | x | 102,3 | 102,3 | 104,2 |
| 27 | 21 | 5 | 1 | – | – | 236 | 228 | 7 |
| 26 | 20 | 5 | 1 | – | – | 245 | 238 | 6 |
| -1 | -1 | – | – | – | – | 9 | 10 | -1 |
| 96,3 | 95,2 | 100,0 | 100,0 | x | x | 103,8 | 104,4 | 85,7 |
| 16 | 12 | 4 | – | – | – | 256 | 247 | 8 |
| 16 | 12 | 4 | – | – | – | 262 | 254 | 7 |
| – | – | – | – | – | – | 6 | 7 | -1 |
| 100,0 | 100,0 | 100,0 | x | x | x | 102,3 | 102,8 | 87,5 |
| 11 | 7 | 4 | – | – | – | 141 | 139 | 2 |
| 12 | 8 | 4 | – | – | – | 157 | 155 | 2 |
| 1 | 1 | – | – | – | – | 16 | 16 | – |
| 109,1 | 114,3 | 100,0 | x | x | x | 111,3 | 111,5 | 100,0 |
| 17 | 12 | 5 | – | – | – | 243 | 236 | 7 |
| 17 | 12 | 5 | – | – | – | 240 | 234 | 6 |
| – | – | – | – | – | – | -3 | -2 | -1 |
| 100,0 | 100,0 | 100,0 | x | x | x | 98,8 | 99,2 | 85,7 |
| 11 | 7 | 4 | – | – | – | 179 | 176 | 3 |
| 8 | 4 | 4 | – | – | – | 187 | 184 | 3 |
| -3 | -3 | – | – | – | – | 8 | 8 | – |
| 72,7 | 57,1 | 100,0 | x | x | x | 104,5 | 104,5 | 100,0 |
| 8 | 4 | 4 | – | – | – | 232 | 232 | – |
| 7 | 4 | 3 | – | – | – | 229 | 229 | – |
| -1 | – | -1 | – | – | – | -3 | -3 | – |
| 87,5 | 100,0 | 75,0 | x | x | x | 98,7 | 98,7 | x |

obowiązku aktualizacji tej informacji przez podmiot.
to update this information by the entity.

| prywatny sector | | | | | | | | | Lp. No. |
|--------------------|----------|--|--|---|-------------|--------------|----------|--|------------|
| 50-249 | 250-999 | 1000 pracujących i więcej employed persons and more | w tym osoby fizyczne prowadzące działalność gospodarczą of which natural persons conducting economic activity | | | | | | |
| | | | razem total | 0-9 pracujących employed persons | 10-49 | 50-249 | 250-999 | 1000 pracujących i więcej employed persons and more | |
| - | - | - | 239 | 239 | - | - | - | - | 1 |
| - | - | - | 242 | 242 | - | - | - | - | 2 |
| - | - | - | 3 | 3 | - | - | - | - | 3 |
| x | x | x | 101,3 | 101,3 | x | x | x | x | 4 |
| - | - | - | 312 | 310 | 2 | - | - | - | 5 |
| - | - | - | 303 | 301 | 2 | - | - | - | 6 |
| - | - | - | -9 | -9 | - | - | - | - | 7 |
| x | x | x | 97,1 | 97,1 | 100,0 | x | x | x | 8 |
| - | - | - | 225 | 225 | - | - | - | - | 9 |
| - | - | - | 224 | 224 | - | - | - | - | 10 |
| - | - | - | -1 | -1 | - | - | - | - | 11 |
| x | x | x | 99,6 | 99,6 | x | x | x | x | 12 |
| 8 | - | - | 2162 | 2128 | 32 | 2 | - | - | 13 |
| 8 | - | - | 2207 | 2175 | 30 | 2 | - | - | 14 |
| - | - | - | 45 | 47 | -2 | - | - | - | 15 |
| 100,0 | x | x | 102,1 | 102,2 | 93,8 | 100,0 | x | x | 16 |
| 6 | - | - | 756 | 742 | 12 | 2 | - | - | 17 |
| 6 | - | - | 773 | 758 | 13 | 2 | - | - | 18 |
| - | - | - | 17 | 16 | 1 | - | - | - | 19 |
| 100,0 | x | x | 102,2 | 102,2 | 108,3 | 100,0 | x | x | 20 |
| 1 | - | - | 200 | 196 | 4 | - | - | - | 21 |
| 1 | - | - | 208 | 205 | 3 | - | - | - | 22 |
| - | - | - | 8 | 9 | -1 | - | - | - | 23 |
| 100,0 | x | x | 104,0 | 104,6 | 75,0 | x | x | x | 24 |
| 1 | - | - | 221 | 214 | 7 | - | - | - | 25 |
| 1 | - | - | 226 | 220 | 6 | - | - | - | 26 |
| - | - | - | 5 | 6 | -1 | - | - | - | 27 |
| 100,0 | x | x | 102,3 | 102,8 | 85,7 | x | x | x | 28 |
| - | - | - | 116 | 114 | 2 | - | - | - | 29 |
| - | - | - | 126 | 124 | 2 | - | - | - | 30 |
| - | - | - | 10 | 10 | - | - | - | - | 31 |
| x | x | x | 108,6 | 108,8 | 100,0 | x | x | x | 32 |
| - | - | - | 204 | 201 | 3 | - | - | - | 33 |
| - | - | - | 199 | 197 | 2 | - | - | - | 34 |
| - | - | - | -5 | -4 | -1 | - | - | - | 35 |
| x | x | x | 97,5 | 98,0 | 66,7 | x | x | x | 36 |
| - | - | - | 153 | 152 | 1 | - | - | - | 37 |
| - | - | - | 158 | 157 | 1 | - | - | - | 38 |
| - | - | - | 5 | 5 | - | - | - | - | 39 |
| x | x | x | 103,3 | 103,3 | 100,0 | x | x | x | 40 |
| - | - | - | 205 | 205 | - | - | - | - | 41 |
| - | - | - | 199 | 199 | - | - | - | - | 42 |
| - | - | - | -6 | -6 | - | - | - | - | 43 |
| x | x | x | 97,1 | 97,1 | x | x | x | x | 44 |

TABL. 2. **PODMIOTY GOSPODARKI NARODOWEJ WEDŁUG PRZEWIDYWANEJ LICZBY PRACUJĄCYCH¹ ORAZ ENTITIES OF THE NATIONAL ECONOMY BY EXPECTED NUMBER OF EMPLOYED PERSONS¹ AND BY**

| Lp. No. | WYSZCZEGÓLNIENIE SPECIFICATION a – 31 XII 2013 b – 31 XII 2014 c – przyrost/spadek increase/decrease d – 2013 = 100 | Ogółem Total | | | | | |
|--|---|-----------------|---|--------------|-------------|-------------|--|
| | | ogółem total | 0–9 pracujących employed persons | 10–49 | 50–249 | 250–999 | 1000 pracujących i więcej employed persons and more |
| PODREGION RADOMSKI (cd.) SUBREGION RADOMSKI (cont.) | | | | | | | |
| Powiat przysuski (dok.) Powiat przysuski (cont.) | | | | | | | |
| 1 | Gm. w. Wieniawa | a | 343 | 337 | 5 | 1 | – |
| 2 | | b | 356 | 350 | 5 | 1 | – |
| 3 | | c | 13 | 13 | – | – | – |
| 4 | | d | 103,8 | 103,9 | 100,0 | 100,0 | x |
| 5 | Powiat radomski | a | 10211 | 9757 | 389 | 60 | 4 |
| 6 | Powiat radomski | b | 10322 | 9870 | 388 | 59 | 4 |
| 7 | | c | 111 | 113 | -1 | -1 | – |
| 8 | | d | 101,1 | 101,2 | 99,7 | 98,3 | 100,0 |
| 9 | M. Pionki | a | 1689 | 1617 | 53 | 16 | 2 |
| 10 | | b | 1670 | 1596 | 55 | 16 | 2 |
| 11 | | c | -19 | -21 | 2 | – | – |
| 12 | | d | 98,9 | 98,7 | 103,8 | 100,0 | 100,0 |
| 13 | Gm. m-w. Iłża | a | 933 | 886 | 35 | 11 | 1 |
| 14 | | b | 923 | 875 | 35 | 12 | 1 |
| 15 | | c | -10 | -11 | – | 1 | – |
| 16 | | d | 98,9 | 98,8 | 100,0 | 109,1 | 100,0 |
| 17 | Gm. m-w. Skaryszew | a | 1091 | 1051 | 35 | 4 | 1 |
| 18 | | b | 1095 | 1056 | 34 | 4 | 1 |
| 19 | | c | 4 | 5 | -1 | – | – |
| 20 | | d | 100,4 | 100,5 | 97,1 | 100,0 | 100,0 |
| 21 | Gm. w. Gózd | a | 398 | 380 | 16 | 2 | – |
| 22 | | b | 412 | 394 | 16 | 2 | – |
| 23 | | c | 14 | 14 | – | – | – |
| 24 | | d | 103,5 | 103,7 | 100,0 | 100,0 | x |
| 25 | Gm. w. Jastrzębia | a | 398 | 382 | 15 | 1 | – |
| 26 | | b | 401 | 385 | 15 | 1 | – |
| 27 | | c | 3 | 3 | – | – | – |
| 28 | | d | 100,8 | 100,8 | 100,0 | 100,0 | x |
| 29 | Gm. w. Jedlińsk | a | 915 | 874 | 34 | 7 | – |
| 30 | | b | 931 | 892 | 32 | 7 | – |
| 31 | | c | 16 | 18 | -2 | – | – |
| 32 | | d | 101,7 | 102,1 | 94,1 | 100,0 | x |
| 33 | Gm. w. Jedlnia-Letnisko | a | 1003 | 960 | 38 | 5 | – |
| 34 | | b | 1020 | 979 | 37 | 4 | – |
| 35 | | c | 17 | 19 | -1 | -1 | – |
| 36 | | d | 101,7 | 102,0 | 97,4 | 80,0 | x |
| 37 | Gm. w. Kowala | a | 799 | 767 | 31 | 1 | – |
| 38 | | b | 828 | 797 | 30 | 1 | – |
| 39 | | c | 29 | 30 | -1 | – | – |
| 40 | | d | 103,6 | 103,9 | 96,8 | 100,0 | x |
| 41 | Gm. w. Pionki | a | 475 | 454 | 19 | 2 | – |
| 42 | | b | 486 | 464 | 20 | 2 | – |
| 43 | | c | 11 | 10 | 1 | – | – |
| 44 | | d | 102,3 | 102,2 | 105,3 | 100,0 | x |

1 Przewidywana liczba pracujących podawana przy pierwszym zgłoszeniu o wpis do rejestru REGON. Nie ma ustawowego
1 Expected number of employed persons declared at the moment of registration to REGON register. There is no legal obligation

PODREGIONÓW, POWIATÓW I GMIN (cd.)

SUBREGIONS, POWIATS AND GMINAS (cont.)

| Sektor publiczny <i>Public sector</i> | | | | | | Sektor <i>Private</i> | | |
|--|---|-------------|--------------|--------------|---|--------------------------|---|--------------|
| razem <i>total</i> | 0–9 pracujących <i>employed persons</i> | 10–49 | 50–249 | 250–999 | 1000 pracujących i więcej <i>employed persons and more</i> | razem <i>total</i> | 0–9 pracujących <i>employed persons</i> | 10–49 |
| 11 | 8 | 2 | 1 | – | – | 332 | 329 | 3 |
| 9 | 6 | 2 | 1 | – | – | 347 | 344 | 3 |
| -2 | -2 | – | – | – | – | 15 | 15 | – |
| 81,8 | 75,0 | 100,0 | 100,0 | x | x | 104,5 | 104,6 | 100,0 |
| 307 | 141 | 132 | 29 | 4 | 1 | 9904 | 9616 | 257 |
| 306 | 142 | 130 | 29 | 4 | 1 | 10015 | 9727 | 258 |
| -1 | 1 | -2 | – | – | – | 111 | 111 | 1 |
| 99,7 | 100,7 | 98,5 | 100,0 | 100,0 | 100,0 | 101,1 | 101,2 | 100,4 |
| 65 | 36 | 16 | 10 | 2 | 1 | 1624 | 1581 | 37 |
| 66 | 38 | 15 | 10 | 2 | 1 | 1604 | 1558 | 40 |
| 1 | 2 | -1 | – | – | – | -20 | -23 | 3 |
| 101,5 | 105,6 | 93,8 | 100,0 | 100,0 | 100,0 | 98,8 | 98,5 | 108,1 |
| 42 | 19 | 15 | 7 | 1 | – | 891 | 867 | 20 |
| 42 | 18 | 15 | 8 | 1 | – | 881 | 857 | 20 |
| – | -1 | – | 1 | – | – | -10 | -10 | – |
| 100,0 | 94,7 | 100,0 | 114,3 | 100,0 | x | 98,9 | 98,8 | 100,0 |
| 25 | 8 | 14 | 2 | 1 | – | 1066 | 1043 | 21 |
| 24 | 8 | 13 | 2 | 1 | – | 1070 | 1047 | 21 |
| -1 | – | -1 | – | – | – | 4 | 4 | – |
| 96,0 | 100,0 | 92,9 | 100,0 | 100,0 | x | 100,4 | 100,4 | 100,0 |
| 18 | 9 | 7 | 2 | – | – | 380 | 371 | 9 |
| 18 | 9 | 7 | 2 | – | – | 394 | 385 | 9 |
| – | – | – | – | – | – | 14 | 14 | – |
| 100,0 | 100,0 | 100,0 | 100,0 | x | x | 103,7 | 103,8 | 100,0 |
| 14 | 6 | 8 | – | – | – | 384 | 376 | 7 |
| 14 | 6 | 8 | – | – | – | 387 | 379 | 7 |
| – | – | – | – | – | – | 3 | 3 | – |
| 100,0 | 100,0 | 100,0 | x | x | x | 100,8 | 100,8 | 100,0 |
| 24 | 11 | 11 | 2 | – | – | 891 | 863 | 23 |
| 24 | 11 | 11 | 2 | – | – | 907 | 881 | 21 |
| – | – | – | – | – | – | 16 | 18 | -2 |
| 100,0 | 100,0 | 100,0 | 100,0 | x | x | 101,8 | 102,1 | 91,3 |
| 20 | 9 | 8 | 3 | – | – | 983 | 951 | 30 |
| 19 | 9 | 8 | 2 | – | – | 1001 | 970 | 29 |
| -1 | – | – | -1 | – | – | 18 | 19 | -1 |
| 95,0 | 100,0 | 100,0 | 66,7 | x | x | 101,8 | 102,0 | 96,7 |
| 12 | 3 | 8 | 1 | – | – | 787 | 764 | 23 |
| 12 | 3 | 8 | 1 | – | – | 816 | 794 | 22 |
| – | – | – | – | – | – | 29 | 30 | -1 |
| 100,0 | 100,0 | 100,0 | 100,0 | x | x | 103,7 | 103,9 | 95,7 |
| 12 | 5 | 7 | – | – | – | 463 | 449 | 12 |
| 12 | 5 | 7 | – | – | – | 474 | 459 | 13 |
| – | – | – | – | – | – | 11 | 10 | 1 |
| 100,0 | 100,0 | 100,0 | x | x | x | 102,4 | 102,2 | 108,3 |

obowiązku aktualizacji tej informacji przez podmiot.
to update this information by the entity.

| prywatny sector | | | | | | | | | Lp. No. |
|--------------------|----------|--|--|---|--------------|--------------|----------|--|------------|
| 50-249 | 250-999 | 1000 pracujących i więcej employed persons and more | w tym osoby fizyczne prowadzące działalność gospodarczą of which natural persons conducting economic activity | | | | | | |
| | | | razem total | 0-9 pracujących employed persons | 10-49 | 50-249 | 250-999 | 1000 pracujących i więcej employed persons and more | |
| - | - | - | 307 | 304 | 3 | - | - | - | 1 |
| - | - | - | 318 | 315 | 3 | - | - | - | 2 |
| - | - | - | 11 | 11 | - | - | - | - | 3 |
| x | x | x | 103,6 | 103,6 | 100,0 | x | x | x | 4 |
| 31 | - | - | 8472 | 8360 | 109 | 3 | - | - | 5 |
| 30 | - | - | 8537 | 8423 | 111 | 3 | - | - | 6 |
| -1 | - | - | 65 | 63 | 2 | - | - | - | 7 |
| 96,8 | x | x | 100,8 | 100,8 | 101,8 | 100,0 | x | x | 8 |
| 6 | - | - | 1297 | 1283 | 13 | 1 | - | - | 9 |
| 6 | - | - | 1270 | 1256 | 13 | 1 | - | - | 10 |
| - | - | - | -27 | -27 | - | - | - | - | 11 |
| 100,0 | x | x | 97,9 | 97,9 | 100,0 | 100,0 | x | x | 12 |
| 4 | - | - | 739 | 728 | 11 | - | - | - | 13 |
| 4 | - | - | 723 | 712 | 11 | - | - | - | 14 |
| - | - | - | -16 | -16 | - | - | - | - | 15 |
| 100,0 | x | x | 97,8 | 97,8 | 100,0 | x | x | x | 16 |
| 2 | - | - | 958 | 947 | 11 | - | - | - | 17 |
| 2 | - | - | 958 | 947 | 11 | - | - | - | 18 |
| - | - | - | - | - | - | - | - | - | 19 |
| 100,0 | x | x | 100,0 | 100,0 | 100,0 | x | x | x | 20 |
| - | - | - | 332 | 328 | 4 | - | - | - | 21 |
| - | - | - | 350 | 345 | 5 | - | - | - | 22 |
| - | - | - | 18 | 17 | 1 | - | - | - | 23 |
| x | x | x | 105,4 | 105,2 | 125,0 | x | x | x | 24 |
| 1 | - | - | 334 | 331 | 2 | 1 | - | - | 25 |
| 1 | - | - | 340 | 337 | 2 | 1 | - | - | 26 |
| - | - | - | 6 | 6 | - | - | - | - | 27 |
| 100,0 | x | x | 101,8 | 101,8 | 100,0 | 100,0 | x | x | 28 |
| 5 | - | - | 766 | 758 | 7 | 1 | - | - | 29 |
| 5 | - | - | 776 | 768 | 7 | 1 | - | - | 30 |
| - | - | - | 10 | 10 | - | - | - | - | 31 |
| 100,0 | x | x | 101,3 | 101,3 | 100,0 | 100,0 | x | x | 32 |
| 2 | - | - | 866 | 853 | 13 | - | - | - | 33 |
| 2 | - | - | 881 | 868 | 13 | - | - | - | 34 |
| - | - | - | 15 | 15 | - | - | - | - | 35 |
| 100,0 | x | x | 101,7 | 101,8 | 100,0 | x | x | x | 36 |
| - | - | - | 706 | 689 | 17 | - | - | - | 37 |
| - | - | - | 722 | 705 | 17 | - | - | - | 38 |
| - | - | - | 16 | 16 | - | - | - | - | 39 |
| x | x | x | 102,3 | 102,3 | 100,0 | x | x | x | 40 |
| 2 | - | - | 398 | 394 | 4 | - | - | - | 41 |
| 2 | - | - | 410 | 405 | 5 | - | - | - | 42 |
| - | - | - | 12 | 11 | 1 | - | - | - | 43 |
| 100,0 | x | x | 103,0 | 102,8 | 125,0 | x | x | x | 44 |

TABL. 2. **PODMIOTY GOSPODARKI NARODOWEJ WEDŁUG PRZEWIDYWANEJ LICZBY PRACUJĄCYCH¹ ORAZ ENTITIES OF THE NATIONAL ECONOMY BY EXPECTED NUMBER OF EMPLOYED PERSONS¹ AND BY**

| Lp. No. | WYSZCZEGÓLNIENIE SPECIFICATION a – 31 XII 2013 b – 31 XII 2014 c – przyrost/spadek increase/decrease d – 2013 = 100 | Ogółem Total | | | | | |
|-----------------------------------|---|-----------------|---|--------------|--------------|--------------|--|
| | | ogółem total | 0–9 pracujących employed persons | 10–49 | 50–249 | 250–999 | 1000 pracujących i więcej employed persons and more |
| PODREGION RADOMSKI (cd.) | | | | | | | |
| SUBREGION RADOMSKI (cont.) | | | | | | | |
| Powiat radomski (dok.) | | | | | | | |
| Powiat radomski (cont.) | | | | | | | |
| 1 | Gm. w. Przytyk | a | 336 | 317 | 18 | 1 | – |
| 2 | | b | 334 | 314 | 19 | 1 | – |
| 3 | | c | -2 | -3 | 1 | – | – |
| 4 | | d | 99,4 | 99,1 | 105,6 | 100,0 | x |
| 5 | Gm. w. Wierzbica | a | 640 | 605 | 32 | 3 | – |
| 6 | | b | 645 | 611 | 31 | 3 | – |
| 7 | | c | 5 | 6 | -1 | – | – |
| 8 | | d | 100,8 | 101,0 | 96,9 | 100,0 | x |
| 9 | Gm. w. Wolanów | a | 552 | 528 | 18 | 6 | – |
| 10 | | b | 556 | 532 | 19 | 5 | – |
| 11 | | c | 4 | 4 | 1 | -1 | – |
| 12 | | d | 100,7 | 100,8 | 105,6 | 83,3 | x |
| 13 | Gm. w. Zakrzew | a | 982 | 936 | 45 | 1 | – |
| 14 | | b | 1021 | 975 | 45 | 1 | – |
| 15 | | c | 39 | 39 | – | – | – |
| 16 | | d | 104,0 | 104,2 | 100,0 | 100,0 | x |
| 17 | Powiat szydlowiecki | a | 2897 | 2782 | 94 | 19 | 2 |
| 18 | Powiat szydlowiecki | b | 2953 | 2837 | 96 | 19 | 1 |
| 19 | | c | 56 | 55 | 2 | – | -1 |
| 20 | | d | 101,9 | 102,0 | 102,1 | 100,0 | 50,0 |
| 21 | Gm. m-w. Szydłowiec | a | 1653 | 1591 | 46 | 14 | 2 |
| 22 | | b | 1655 | 1591 | 49 | 14 | 1 |
| 23 | | c | 2 | – | 3 | – | -1 |
| 24 | | d | 100,1 | 100,0 | 106,5 | 100,0 | 50,0 |
| 25 | Gm. w. Chlewiska | a | 301 | 287 | 13 | 1 | – |
| 26 | | b | 319 | 305 | 13 | 1 | – |
| 27 | | c | 18 | 18 | – | – | – |
| 28 | | d | 106,0 | 106,3 | 100,0 | 100,0 | x |
| 29 | Gm. w. Jastrząb | a | 300 | 287 | 12 | 1 | – |
| 30 | | b | 319 | 306 | 12 | 1 | – |
| 31 | | c | 19 | 19 | – | – | – |
| 32 | | d | 106,3 | 106,6 | 100,0 | 100,0 | x |
| 33 | Gm. w. Mirów | a | 238 | 231 | 7 | – | – |
| 34 | | b | 249 | 242 | 7 | – | – |
| 35 | | c | 11 | 11 | – | – | – |
| 36 | | d | 104,6 | 104,8 | 100,0 | x | x |
| 37 | Gm. w. Orońsko | a | 405 | 386 | 16 | 3 | – |
| 38 | | b | 411 | 393 | 15 | 3 | – |
| 39 | | c | 6 | 7 | -1 | – | – |
| 40 | | d | 101,5 | 101,8 | 93,8 | 100,0 | x |
| 41 | Powiat zwoleński | a | 1985 | 1880 | 93 | 11 | 1 |
| 42 | Powiat zwoleński | b | 2049 | 1939 | 97 | 12 | 1 |
| 43 | | c | 64 | 59 | 4 | 1 | – |
| 44 | | d | 103,2 | 103,1 | 104,3 | 109,1 | 100,0 |

1 Przewidywana liczba pracujących podawana przy pierwszym zgłoszeniu o wpis do rejestru REGON. Nie ma ustawowego

1 Expected number of employed persons declared at the moment of registration to REGON register. There is no legal obligation

PODREGIONÓW, POWIATÓW I GMIN (cd.)

SUBREGIONS, POWIATS AND GMINAS (cont.)

| Sektor publiczny <i>Public sector</i> | | | | | | Sektor <i>Private</i> | | |
|--|---|--------------|--------------|--------------|---|--------------------------|---|--------------|
| razem <i>total</i> | 0–9 pracujących <i>employed persons</i> | 10–49 | 50–249 | 250–999 | 1000 pracujących i więcej <i>employed persons and more</i> | razem <i>total</i> | 0–9 pracujących <i>employed persons</i> | 10–49 |
| 19 | 10 | 9 | – | – | – | 317 | 307 | 9 |
| 18 | 9 | 9 | – | – | – | 316 | 305 | 10 |
| -1 | -1 | – | – | – | – | -1 | -2 | 1 |
| 94,7 | 90,0 | 100,0 | x | x | x | 99,7 | 99,3 | 111,1 |
| 31 | 16 | 14 | 1 | – | – | 609 | 589 | 18 |
| 31 | 16 | 14 | 1 | – | – | 614 | 595 | 17 |
| – | – | – | – | – | – | 5 | 6 | -1 |
| 100,0 | 100,0 | 100,0 | 100,0 | x | x | 100,8 | 101,0 | 94,4 |
| 12 | 6 | 5 | 1 | – | – | 540 | 522 | 13 |
| 13 | 7 | 5 | 1 | – | – | 543 | 525 | 14 |
| 1 | 1 | – | – | – | – | 3 | 3 | 1 |
| 108,3 | 116,7 | 100,0 | 100,0 | x | x | 100,6 | 100,6 | 107,7 |
| 13 | 3 | 10 | – | – | – | 969 | 933 | 35 |
| 13 | 3 | 10 | – | – | – | 1008 | 972 | 35 |
| – | – | – | – | – | – | 39 | 39 | – |
| 100,0 | 100,0 | 100,0 | x | x | x | 104,0 | 104,2 | 100,0 |
| 111 | 50 | 49 | 10 | 2 | – | 2786 | 2732 | 45 |
| 109 | 49 | 49 | 10 | 1 | – | 2843 | 2787 | 47 |
| -2 | -1 | – | – | -1 | – | 57 | 55 | 2 |
| 98,2 | 98,0 | 100,0 | 100,0 | 50,0 | x | 102,0 | 102,0 | 104,4 |
| 54 | 23 | 22 | 7 | 2 | – | 1599 | 1568 | 24 |
| 52 | 22 | 22 | 7 | 1 | – | 1603 | 1569 | 27 |
| -2 | -1 | – | – | -1 | – | 4 | 1 | 3 |
| 96,3 | 95,7 | 100,0 | 100,0 | 50,0 | x | 100,3 | 100,1 | 112,5 |
| 13 | 4 | 9 | – | – | – | 288 | 283 | 4 |
| 13 | 4 | 9 | – | – | – | 306 | 301 | 4 |
| – | – | – | – | – | – | 18 | 18 | – |
| 100,0 | 100,0 | 100,0 | x | x | x | 106,3 | 106,4 | 100,0 |
| 14 | 7 | 6 | 1 | – | – | 286 | 280 | 6 |
| 14 | 7 | 6 | 1 | – | – | 304 | 298 | 6 |
| – | – | – | – | – | – | 18 | 18 | – |
| 100,0 | 100,0 | 100,0 | 100,0 | x | x | 106,3 | 106,4 | 100,0 |
| 11 | 5 | 6 | – | – | – | 227 | 226 | 1 |
| 11 | 5 | 6 | – | – | – | 238 | 237 | 1 |
| – | – | – | – | – | – | 11 | 11 | – |
| 100,0 | 100,0 | 100,0 | x | x | x | 104,8 | 104,9 | 100,0 |
| 19 | 11 | 6 | 2 | – | – | 386 | 375 | 10 |
| 19 | 11 | 6 | 2 | – | – | 392 | 382 | 9 |
| – | – | – | – | – | – | 6 | 7 | -1 |
| 100,0 | 100,0 | 100,0 | 100,0 | x | x | 101,6 | 101,9 | 90,0 |
| 88 | 40 | 42 | 5 | 1 | – | 1897 | 1840 | 51 |
| 90 | 41 | 42 | 6 | 1 | – | 1959 | 1898 | 55 |
| 2 | 1 | – | 1 | – | – | 62 | 58 | 4 |
| 102,3 | 102,5 | 100,0 | 120,0 | 100,0 | x | 103,3 | 103,2 | 107,8 |

obowiązku aktualizacji tej informacji przez podmiot.
to update this information by the entity.

| prywatny sector | | | | | | | | | Lp. No. |
|--------------------|----------|--|--|---|--------------|--------------|----------|--|------------|
| 50-249 | 250-999 | 1000 pracujących i więcej employed persons and more | w tym osoby fizyczne prowadzące działalność gospodarczą of which natural persons conducting economic activity | | | | | | |
| | | | razem total | 0-9 pracujących employed persons | 10-49 | 50-249 | 250-999 | 1000 pracujących i więcej employed persons and more | |
| | | | | | | | | | |
| 1 | - | - | 275 | 272 | 3 | - | - | - | 1 |
| 1 | - | - | 271 | 268 | 3 | - | - | - | 2 |
| - | - | - | -4 | -4 | - | - | - | - | 3 |
| 100,0 | x | x | 98,5 | 98,5 | 100,0 | x | x | x | 4 |
| 2 | - | - | 498 | 493 | 5 | - | - | - | 5 |
| 2 | - | - | 500 | 496 | 4 | - | - | - | 6 |
| - | - | - | 2 | 3 | -1 | - | - | - | 7 |
| 100,0 | x | x | 100,4 | 100,6 | 80,0 | x | x | x | 8 |
| 5 | - | - | 458 | 454 | 4 | - | - | - | 9 |
| 4 | - | - | 457 | 452 | 5 | - | - | - | 10 |
| -1 | - | - | -1 | -2 | 1 | - | - | - | 11 |
| 80,0 | x | x | 99,8 | 99,6 | 125,0 | x | x | x | 12 |
| 1 | - | - | 845 | 830 | 15 | - | - | - | 13 |
| 1 | - | - | 879 | 864 | 15 | - | - | - | 14 |
| - | - | - | 34 | 34 | - | - | - | - | 15 |
| 100,0 | x | x | 104,0 | 104,1 | 100,0 | x | x | x | 16 |
| 9 | - | - | 2326 | 2310 | 14 | 2 | - | - | 17 |
| 9 | - | - | 2357 | 2340 | 15 | 2 | - | - | 18 |
| - | - | - | 31 | 30 | 1 | - | - | - | 19 |
| 100,0 | x | x | 101,3 | 101,3 | 107,1 | 100,0 | x | x | 20 |
| 7 | - | - | 1314 | 1305 | 8 | 1 | - | - | 21 |
| 7 | - | - | 1302 | 1292 | 9 | 1 | - | - | 22 |
| - | - | - | -12 | -13 | 1 | - | - | - | 23 |
| 100,0 | x | x | 99,1 | 99,0 | 112,5 | 100,0 | x | x | 24 |
| 1 | - | - | 234 | 233 | - | 1 | - | - | 25 |
| 1 | - | - | 250 | 249 | - | 1 | - | - | 26 |
| - | - | - | 16 | 16 | - | - | - | - | 27 |
| 100,0 | x | x | 106,8 | 106,9 | x | 100,0 | x | x | 28 |
| - | - | - | 249 | 246 | 3 | - | - | - | 29 |
| - | - | - | 262 | 259 | 3 | - | - | - | 30 |
| - | - | - | 13 | 13 | - | - | - | - | 31 |
| x | x | x | 105,2 | 105,3 | 100,0 | x | x | x | 32 |
| - | - | - | 194 | 194 | - | - | - | - | 33 |
| - | - | - | 203 | 203 | - | - | - | - | 34 |
| - | - | - | 9 | 9 | - | - | - | - | 35 |
| x | x | x | 104,6 | 104,6 | x | x | x | x | 36 |
| 1 | - | - | 335 | 332 | 3 | - | - | - | 37 |
| 1 | - | - | 340 | 337 | 3 | - | - | - | 38 |
| - | - | - | 5 | 5 | - | - | - | - | 39 |
| 100,0 | x | x | 101,5 | 101,5 | 100,0 | x | x | x | 40 |
| 6 | - | - | 1626 | 1607 | 19 | - | - | - | 41 |
| 6 | - | - | 1674 | 1654 | 20 | - | - | - | 42 |
| - | - | - | 48 | 47 | 1 | - | - | - | 43 |
| 100,0 | x | x | 103,0 | 102,9 | 105,3 | x | x | x | 44 |

TABL. 2. **PODMIOTY GOSPODARKI NARODOWEJ WEDŁUG PRZEWIDYWANEJ LICZBY PRACUJĄCYCH¹ ORAZ ENTITIES OF THE NATIONAL ECONOMY BY EXPECTED NUMBER OF EMPLOYED PERSONS¹ AND BY**

| Lp. No. | WYSZCZEGÓLNIENIE SPECIFICATION a – 31 XII 2013 b – 31 XII 2014 c – przyrost/spadek increase/decrease d – 2013 = 100 | Ogółem Total | | | | | | |
|------------|---|-----------------|---|--------|--------|---------|--|-------|
| | | ogółem total | 0–9 pracujących employed persons | 10–49 | 50–249 | 250–999 | 1000 pracujących i więcej employed persons and more | |
| | PODREGION RADOMSKI (dok.) | | | | | | | |
| | SUBREGION RADOMSKI (cont.) | | | | | | | |
| | Powiat zwoleński (dok.) | | | | | | | |
| | Powiat zwoleński (cont.) | | | | | | | |
| 1 | Gm. m-w. Zwoleń | a | 1060 | 1002 | 48 | 9 | 1 | – |
| 2 | | b | 1106 | 1043 | 52 | 10 | 1 | – |
| 3 | | c | 46 | 41 | 4 | 1 | – | – |
| 4 | | d | 104,3 | 104,1 | 108,3 | 111,1 | 100,0 | x |
| 5 | Gm. w. Kazanów | a | 262 | 253 | 9 | – | – | – |
| 6 | | b | 260 | 251 | 9 | – | – | – |
| 7 | | c | -2 | -2 | – | – | – | – |
| 8 | | d | 99,2 | 99,2 | 100,0 | x | x | x |
| 9 | Gm. w. Policzna | a | 248 | 233 | 14 | 1 | – | – |
| 10 | | b | 252 | 237 | 14 | 1 | – | – |
| 11 | | c | 4 | 4 | – | – | – | – |
| 12 | | d | 101,6 | 101,7 | 100,0 | 100,0 | x | x |
| 13 | Gm. w. Przyłęk | a | 200 | 184 | 16 | – | – | – |
| 14 | | b | 211 | 195 | 16 | – | – | – |
| 15 | | c | 11 | 11 | – | – | – | – |
| 16 | | d | 105,5 | 106,0 | 100,0 | x | x | x |
| 17 | Gm. w. Tczów | a | 215 | 208 | 6 | 1 | – | – |
| 18 | | b | 220 | 213 | 6 | 1 | – | – |
| 19 | | c | 5 | 5 | – | – | – | – |
| 20 | | d | 102,3 | 102,4 | 100,0 | 100,0 | x | x |
| | Miasto na prawach powiatu: | | | | | | | |
| | City with powiat status: | | | | | | | |
| 21 | Radom | a | 24711 | 23711 | 784 | 192 | 21 | 3 |
| 22 | | b | 24687 | 23671 | 805 | 187 | 20 | 4 |
| 23 | | c | -24 | -40 | 21 | -5 | -1 | 1 |
| 24 | | d | 99,9 | 99,8 | 102,7 | 97,4 | 95,2 | 133,3 |
| 25 | PODREGION M.ST. WARSZAWA..... | a | 371476 | 354781 | 12981 | 2895 | 601 | 218 |
| 26 | SUBREGION M.ST. WARSZAWA | b | 383617 | 366630 | 13253 | 2917 | 597 | 220 |
| 27 | | c | 12141 | 11849 | 272 | 22 | -4 | 2 |
| 28 | | d | 103,3 | 103,3 | 102,1 | 100,8 | 99,3 | 100,9 |
| | Miasto na prawach powiatu | | | | | | | |
| | City with powiat status | | | | | | | |
| 29 | m.st.Warszawa..... | a | 371476 | 354781 | 12981 | 2895 | 601 | 218 |
| 30 | | b | 383617 | 366630 | 13253 | 2917 | 597 | 220 |
| 31 | | c | 12141 | 11849 | 272 | 22 | -4 | 2 |
| 32 | | d | 103,3 | 103,3 | 102,1 | 100,8 | 99,3 | 100,9 |
| 33 | PODREGION WARSZAWSKI WSCHODNI | a | 86774 | 83600 | 2669 | 449 | 51 | 5 |
| 34 | SUBREGION WARSZAWSKI WSCHODNI | b | 87944 | 84674 | 2764 | 452 | 50 | 4 |
| 35 | | c | 1170 | 1074 | 95 | 3 | -1 | -1 |
| 36 | | d | 101,3 | 101,3 | 103,6 | 100,7 | 98,0 | 80,0 |
| 37 | Powiat garwoliński | a | 7346 | 7001 | 297 | 42 | 5 | 1 |
| 38 | Powiat garwoliński | b | 7331 | 6967 | 316 | 42 | 5 | 1 |
| 39 | | c | -15 | -34 | 19 | – | – | – |
| 40 | | d | 99,8 | 99,5 | 106,4 | 100,0 | 100,0 | 100,0 |

¹ Przewidywana liczba pracujących podawana przy pierwszym zgłoszeniu o wpis do rejestru REGON. Nie ma ustawowego

¹ Expected number of employed persons declared at the moment of registration to REGON register. There is no legal obligation

PODREGIONÓW, POWIATÓW I GMIN (cd.)

SUBREGIONS, POWIATS AND GMINAS (cont.)

| Sektor publiczny <i>Public sector</i> | | | | | | Sektor <i>Private</i> | | |
|--|---|--------------|--------------|--------------|---|--------------------------|---|--------------|
| razem <i>total</i> | 0–9 pracujących <i>employed persons</i> | 10–49 | 50–249 | 250–999 | 1000 pracujących i więcej <i>employed persons and more</i> | razem <i>total</i> | 0–9 pracujących <i>employed persons</i> | 10–49 |
| 38 | 14 | 19 | 4 | 1 | – | 1022 | 988 | 29 |
| 40 | 15 | 19 | 5 | 1 | – | 1066 | 1028 | 33 |
| 2 | 1 | – | 1 | – | – | 44 | 40 | 4 |
| 105,3 | 107,1 | 100,0 | 125,0 | 100,0 | x | 104,3 | 104,0 | 113,8 |
| 13 | 8 | 5 | – | – | – | 249 | 245 | 4 |
| 13 | 8 | 5 | – | – | – | 247 | 243 | 4 |
| – | – | – | – | – | – | -2 | -2 | – |
| 100,0 | 100,0 | 100,0 | x | x | x | 99,2 | 99,2 | 100,0 |
| 14 | 8 | 5 | 1 | – | – | 234 | 225 | 9 |
| 14 | 8 | 5 | 1 | – | – | 238 | 229 | 9 |
| – | – | – | – | – | – | 4 | 4 | – |
| 100,0 | 100,0 | 100,0 | 100,0 | x | x | 101,7 | 101,8 | 100,0 |
| 11 | 3 | 8 | – | – | – | 189 | 181 | 8 |
| 11 | 3 | 8 | – | – | – | 200 | 192 | 8 |
| – | – | – | – | – | – | 11 | 11 | – |
| 100,0 | 100,0 | 100,0 | x | x | x | 105,8 | 106,1 | 100,0 |
| 12 | 7 | 5 | – | – | – | 203 | 201 | 1 |
| 12 | 7 | 5 | – | – | – | 208 | 206 | 1 |
| – | – | – | – | – | – | 5 | 5 | – |
| 100,0 | 100,0 | 100,0 | x | x | x | 102,5 | 102,5 | 100,0 |
| 391 | 199 | 80 | 98 | 11 | 3 | 24320 | 23512 | 704 |
| 388 | 200 | 77 | 97 | 10 | 4 | 24294 | 23466 | 728 |
| -3 | 1 | -3 | -1 | -1 | 1 | -26 | -46 | 24 |
| 99,2 | 100,5 | 96,3 | 99,0 | 90,9 | 133,3 | 99,9 | 99,8 | 103,4 |
| 4413 | 2550 | 866 | 730 | 184 | 83 | 367063 | 352231 | 12115 |
| 4343 | 2539 | 804 | 732 | 185 | 83 | 378812 | 363629 | 12449 |
| -70 | -11 | -62 | 2 | 1 | – | 11749 | 11398 | 334 |
| 98,4 | 99,6 | 92,8 | 100,3 | 100,5 | 100,0 | 103,2 | 103,2 | 102,8 |
| 4413 | 2550 | 866 | 730 | 184 | 83 | 367063 | 352231 | 12115 |
| 4343 | 2539 | 804 | 732 | 185 | 83 | 378812 | 363629 | 12449 |
| -70 | -11 | -62 | 2 | 1 | – | 11749 | 11398 | 334 |
| 98,4 | 99,6 | 92,8 | 100,3 | 100,5 | 100,0 | 103,2 | 103,2 | 102,8 |
| 1676 | 880 | 582 | 191 | 23 | – | 85098 | 82720 | 2087 |
| 1687 | 885 | 587 | 192 | 23 | – | 86237 | 83769 | 2177 |
| 11 | 5 | 5 | 1 | – | – | 1139 | 1049 | 90 |
| 100,7 | 100,6 | 100,9 | 100,5 | 100,0 | x | 101,3 | 101,3 | 104,3 |
| 290 | 154 | 113 | 22 | 1 | – | 7056 | 6847 | 184 |
| 294 | 156 | 115 | 22 | 1 | – | 7036 | 6810 | 201 |
| 4 | 2 | 2 | – | – | – | -20 | -37 | 17 |
| 101,4 | 101,3 | 101,8 | 100,0 | 100,0 | x | 99,7 | 99,5 | 109,2 |

obowiązku aktualizacji tej informacji przez podmiot.
to update this information by the entity.

| prywatny sector | | | | | | | | | Lp. No. |
|--------------------|---------|--|--|---|-------|--------|---------|--|------------|
| 50-249 | 250-999 | 1000 pracujących i więcej employed persons and more | w tym osoby fizyczne prowadzące działalność gospodarczą of which natural persons conducting economic activity | | | | | | |
| | | | razem total | 0-9 pracujących employed persons | 10-49 | 50-249 | 250-999 | 1000 pracujących i więcej employed persons and more | |
| 5 | - | - | 852 | 845 | 7 | - | - | - | 1 |
| 5 | - | - | 888 | 880 | 8 | - | - | - | 2 |
| - | - | - | 36 | 35 | 1 | - | - | - | 3 |
| 100,0 | x | x | 104,2 | 104,1 | 114,3 | x | x | x | 4 |
| - | - | - | 224 | 222 | 2 | - | - | - | 5 |
| - | - | - | 220 | 218 | 2 | - | - | - | 6 |
| - | - | - | -4 | -4 | - | - | - | - | 7 |
| x | x | x | 98,2 | 98,2 | 100,0 | x | x | x | 8 |
| - | - | - | 200 | 197 | 3 | - | - | - | 9 |
| - | - | - | 203 | 200 | 3 | - | - | - | 10 |
| - | - | - | 3 | 3 | - | - | - | - | 11 |
| x | x | x | 101,5 | 101,5 | 100,0 | x | x | x | 12 |
| - | - | - | 163 | 157 | 6 | - | - | - | 13 |
| - | - | - | 172 | 166 | 6 | - | - | - | 14 |
| - | - | - | 9 | 9 | - | - | - | - | 15 |
| x | x | x | 105,5 | 105,7 | 100,0 | x | x | x | 16 |
| 1 | - | - | 187 | 186 | 1 | - | - | - | 17 |
| 1 | - | - | 191 | 190 | 1 | - | - | - | 18 |
| - | - | - | 4 | 4 | - | - | - | - | 19 |
| 100,0 | x | x | 102,1 | 102,2 | 100,0 | x | x | x | 20 |
| 94 | 10 | - | 19181 | 18995 | 182 | 4 | - | - | 21 |
| 90 | 10 | - | 19026 | 18840 | 182 | 4 | - | - | 22 |
| -4 | - | - | -155 | -155 | - | - | - | - | 23 |
| 95,7 | 100,0 | x | 99,2 | 99,2 | 100,0 | 100,0 | x | x | 24 |
| 2165 | 417 | 135 | 218445 | 216762 | 1620 | 61 | 2 | - | 25 |
| 2185 | 412 | 137 | 220009 | 218273 | 1669 | 64 | 2 | 1 | 26 |
| 20 | -5 | 2 | 1564 | 1511 | 49 | 3 | - | 1 | 27 |
| 100,9 | 98,8 | 101,5 | 100,7 | 100,7 | 103,0 | 104,9 | 100,0 | x | 28 |
| 2165 | 417 | 135 | 218445 | 216762 | 1620 | 61 | 2 | - | 29 |
| 2185 | 412 | 137 | 220009 | 218273 | 1669 | 64 | 2 | 1 | 30 |
| 20 | -5 | 2 | 1564 | 1511 | 49 | 3 | - | 1 | 31 |
| 100,9 | 98,8 | 101,5 | 100,7 | 100,7 | 103,0 | 104,9 | 100,0 | x | 32 |
| 258 | 28 | 5 | 69161 | 68426 | 701 | 33 | - | 1 | 33 |
| 260 | 27 | 4 | 69501 | 68723 | 745 | 33 | - | - | 34 |
| 2 | -1 | -1 | 340 | 297 | 44 | - | - | -1 | 35 |
| 100,8 | 96,4 | 80,0 | 100,5 | 100,4 | 106,3 | 100,0 | x | x | 36 |
| 20 | 4 | 1 | 6037 | 5947 | 87 | 3 | - | - | 37 |
| 20 | 4 | 1 | 5979 | 5877 | 99 | 3 | - | - | 38 |
| - | - | - | -58 | -70 | 12 | - | - | - | 39 |
| 100,0 | 100,0 | 100,0 | 99,0 | 98,8 | 113,8 | 100,0 | x | x | 40 |

TABL. 2. **PODMIOTY GOSPODARKI NARODOWEJ WEDŁUG PRZEWIDYWANEJ LICZBY PRACUJĄCYCH¹ ORAZ ENTITIES OF THE NATIONAL ECONOMY BY EXPECTED NUMBER OF EMPLOYED PERSONS¹ AND BY**

| Lp. No. | WYSZCZEGÓLNIENIE SPECIFICATION a – 31 XII 2013 b – 31 XII 2014 c – przyrost/spadek increase/decrease d – 2013 = 100 | Ogółem Total | | | | | |
|--|---|-----------------|---|-------|--------|---------|--|
| | | ogółem total | 0–9 pracujących employed persons | 10–49 | 50–249 | 250–999 | 1000 pracujących i więcej employed persons and more |
| PODREGION WARSZAWSKI WSCHODNI (cd.) SUBREGION WARSZAWSKI WSCHODNI (cont.) | | | | | | | |
| Powiat garwoliński (cd.) Powiat garwoliński (cont.) | | | | | | | |
| 1 | M. Garwolin a | 2028 | 1929 | 76 | 20 | 2 | 1 |
| 2 | b | 2023 | 1915 | 85 | 20 | 2 | 1 |
| 3 | c | -5 | -14 | 9 | - | - | - |
| 4 | d | 99,8 | 99,3 | 111,8 | 100,0 | 100,0 | 100,0 |
| 5 | M. Łaskarzew a | 440 | 418 | 20 | 2 | - | - |
| 6 | b | 448 | 424 | 22 | 2 | - | - |
| 7 | c | 8 | 6 | 2 | - | - | - |
| 8 | d | 101,8 | 101,4 | 110,0 | 100,0 | x | x |
| 9 | Gm. m-w. Pilawa a | 673 | 647 | 23 | 2 | 1 | - |
| 10 | b | 663 | 637 | 23 | 2 | 1 | - |
| 11 | c | -10 | -10 | - | - | - | - |
| 12 | d | 98,5 | 98,5 | 100,0 | 100,0 | 100,0 | x |
| 13 | Gm. m-w. Żelechów a | 564 | 542 | 16 | 6 | - | - |
| 14 | b | 559 | 536 | 17 | 6 | - | - |
| 15 | c | -5 | -6 | 1 | - | - | - |
| 16 | d | 99,1 | 98,9 | 106,3 | 100,0 | x | x |
| 17 | Gm. w. Borowie a | 237 | 230 | 7 | - | - | - |
| 18 | b | 226 | 217 | 9 | - | - | - |
| 19 | c | -11 | -13 | 2 | - | - | - |
| 20 | d | 95,4 | 94,3 | 128,6 | x | x | x |
| 21 | Gm. w. Garwolin a | 819 | 778 | 36 | 4 | 1 | - |
| 22 | b | 817 | 773 | 39 | 4 | 1 | - |
| 23 | c | -2 | -5 | 3 | - | - | - |
| 24 | d | 99,8 | 99,4 | 108,3 | 100,0 | 100,0 | x |
| 25 | Gm. w. Górzno a | 371 | 358 | 12 | 1 | - | - |
| 26 | b | 374 | 360 | 13 | 1 | - | - |
| 27 | c | 3 | 2 | 1 | - | - | - |
| 28 | d | 100,8 | 100,6 | 108,3 | 100,0 | x | x |
| 29 | Gm. w. Łaskarzew a | 277 | 250 | 26 | 1 | - | - |
| 30 | b | 281 | 254 | 26 | 1 | - | - |
| 31 | c | 4 | 4 | - | - | - | - |
| 32 | d | 101,4 | 101,6 | 100,0 | 100,0 | x | x |
| 33 | Gm. w. Maciejowice a | 386 | 369 | 15 | 2 | - | - |
| 34 | b | 388 | 370 | 16 | 2 | - | - |
| 35 | c | 2 | 1 | 1 | - | - | - |
| 36 | d | 100,5 | 100,3 | 106,7 | 100,0 | x | x |
| 37 | Gm. w. Miastków Kościelny a | 240 | 230 | 10 | - | - | - |
| 38 | b | 238 | 228 | 10 | - | - | - |
| 39 | c | -2 | -2 | - | - | - | - |
| 40 | d | 99,2 | 99,1 | 100,0 | x | x | x |
| 41 | Gm. w. Parysów a | 163 | 157 | 5 | - | 1 | - |
| 42 | b | 169 | 163 | 5 | - | 1 | - |
| 43 | c | 6 | 6 | - | - | - | - |
| 44 | d | 103,7 | 103,8 | 100,0 | x | 100,0 | x |

1 Przewidywana liczba pracujących podawana przy pierwszym zgłoszeniu o wpis do rejestru REGON. Nie ma ustawowego

1 Expected number of employed persons declared at the moment of registration to REGON register. There is no legal obligation

PODREGIONÓW, POWIATÓW I GMIN (cd.)

SUBREGIONS, POWIATS AND GMINAS (cont.)

| Sektor publiczny <i>Public sector</i> | | | | | | Sektor <i>Private</i> | | |
|--|---|-------|--------|---------|---|--------------------------|---|-------|
| razem <i>total</i> | 0–9 pracujących <i>employed persons</i> | 10–49 | 50–249 | 250–999 | 1000 pracujących i więcej <i>employed persons and more</i> | razem <i>total</i> | 0–9 pracujących <i>employed persons</i> | 10–49 |
| 72 | 44 | 13 | 14 | 1 | – | 1956 | 1885 | 63 |
| 75 | 46 | 14 | 14 | 1 | – | 1948 | 1869 | 71 |
| 3 | 2 | 1 | – | – | – | -8 | -16 | 8 |
| 104,2 | 104,5 | 107,7 | 100,0 | 100,0 | x | 99,6 | 99,2 | 112,7 |
| 19 | 15 | 4 | – | – | – | 421 | 403 | 16 |
| 19 | 15 | 4 | – | – | – | 429 | 409 | 18 |
| – | – | – | – | – | – | 8 | 6 | 2 |
| 100,0 | 100,0 | 100,0 | x | x | x | 101,9 | 101,5 | 112,5 |
| 15 | 7 | 7 | 1 | – | – | 658 | 640 | 16 |
| 15 | 7 | 7 | 1 | – | – | 647 | 629 | 16 |
| – | – | – | – | – | – | -11 | -11 | – |
| 100,0 | 100,0 | 100,0 | 100,0 | x | x | 98,3 | 98,3 | 100,0 |
| 24 | 12 | 10 | 2 | – | – | 540 | 530 | 6 |
| 24 | 12 | 10 | 2 | – | – | 535 | 524 | 7 |
| – | – | – | – | – | – | -5 | -6 | 1 |
| 100,0 | 100,0 | 100,0 | 100,0 | x | x | 99,1 | 98,9 | 116,7 |
| 15 | 11 | 4 | – | – | – | 222 | 219 | 3 |
| 15 | 11 | 4 | – | – | – | 211 | 206 | 5 |
| – | – | – | – | – | – | -11 | -13 | 2 |
| 100,0 | 100,0 | 100,0 | x | x | x | 95,0 | 94,1 | 166,7 |
| 27 | 13 | 12 | 2 | – | – | 792 | 765 | 24 |
| 28 | 13 | 13 | 2 | – | – | 789 | 760 | 26 |
| 1 | – | 1 | – | – | – | -3 | -5 | 2 |
| 103,7 | 100,0 | 108,3 | 100,0 | x | x | 99,6 | 99,3 | 108,3 |
| 14 | 5 | 9 | – | – | – | 357 | 353 | 3 |
| 14 | 5 | 9 | – | – | – | 360 | 355 | 4 |
| – | – | – | – | – | – | 3 | 2 | 1 |
| 100,0 | 100,0 | 100,0 | x | x | x | 100,8 | 100,6 | 133,3 |
| 15 | 5 | 9 | 1 | – | – | 262 | 245 | 17 |
| 15 | 5 | 9 | 1 | – | – | 266 | 249 | 17 |
| – | – | – | – | – | – | 4 | 4 | – |
| 100,0 | 100,0 | 100,0 | 100,0 | x | x | 101,5 | 101,6 | 100,0 |
| 13 | 5 | 8 | – | – | – | 373 | 364 | 7 |
| 13 | 5 | 8 | – | – | – | 375 | 365 | 8 |
| – | – | – | – | – | – | 2 | 1 | 1 |
| 100,0 | 100,0 | 100,0 | x | x | x | 100,5 | 100,3 | 114,3 |
| 10 | 4 | 6 | – | – | – | 230 | 226 | 4 |
| 10 | 4 | 6 | – | – | – | 228 | 224 | 4 |
| – | – | – | – | – | – | -2 | -2 | – |
| 100,0 | 100,0 | 100,0 | x | x | x | 99,1 | 99,1 | 100,0 |
| 8 | 3 | 5 | – | – | – | 155 | 154 | – |
| 8 | 3 | 5 | – | – | – | 161 | 160 | – |
| – | – | – | – | – | – | 6 | 6 | – |
| 100,0 | 100,0 | 100,0 | x | x | x | 103,9 | 103,9 | x |

obowiązku aktualizacji tej informacji przez podmiot.
to update this information by the entity.

| prywatny sector | | | | | | | | | Lp. No. |
|--------------------|---------|--|--|---|-------|--------|---------|--|------------|
| 50-249 | 250-999 | 1000 pracujących i więcej employed persons and more | w tym osoby fizyczne prowadzące działalność gospodarczą of which natural persons conducting economic activity | | | | | | |
| | | | razem total | 0-9 pracujących employed persons | 10-49 | 50-249 | 250-999 | 1000 pracujących i więcej employed persons and more | |
| 6 | 1 | 1 | 1566 | 1530 | 33 | 3 | - | - | 1 |
| 6 | 1 | 1 | 1543 | 1501 | 39 | 3 | - | - | 2 |
| - | - | - | -23 | -29 | 6 | - | - | - | 3 |
| 100,0 | 100,0 | 100,0 | 98,5 | 98,1 | 118,2 | 100,0 | x | x | 4 |
| 2 | - | - | 366 | 361 | 5 | - | - | - | 5 |
| 2 | - | - | 371 | 365 | 6 | - | - | - | 6 |
| - | - | - | 5 | 4 | 1 | - | - | - | 7 |
| 100,0 | x | x | 101,4 | 101,1 | 120,0 | x | x | x | 8 |
| 1 | 1 | - | 590 | 584 | 6 | - | - | - | 9 |
| 1 | 1 | - | 574 | 568 | 6 | - | - | - | 10 |
| - | - | - | -16 | -16 | - | - | - | - | 11 |
| 100,0 | 100,0 | x | 97,3 | 97,3 | 100,0 | x | x | x | 12 |
| 4 | - | - | 480 | 478 | 2 | - | - | - | 13 |
| 4 | - | - | 478 | 475 | 3 | - | - | - | 14 |
| - | - | - | -2 | -3 | 1 | - | - | - | 15 |
| 100,0 | x | x | 99,6 | 99,4 | 150,0 | x | x | x | 16 |
| - | - | - | 200 | 200 | - | - | - | - | 17 |
| - | - | - | 186 | 185 | 1 | - | - | - | 18 |
| - | - | - | -14 | -15 | 1 | - | - | - | 19 |
| x | x | x | 93,0 | 92,5 | x | x | x | x | 20 |
| 2 | 1 | - | 679 | 666 | 13 | - | - | - | 21 |
| 2 | 1 | - | 672 | 657 | 15 | - | - | - | 22 |
| - | - | - | -7 | -9 | 2 | - | - | - | 23 |
| 100,0 | 100,0 | x | 99,0 | 98,6 | 115,4 | x | x | x | 24 |
| 1 | - | - | 327 | 327 | - | - | - | - | 25 |
| 1 | - | - | 330 | 329 | 1 | - | - | - | 26 |
| - | - | - | 3 | 2 | 1 | - | - | - | 27 |
| 100,0 | x | x | 100,9 | 100,6 | x | x | x | x | 28 |
| - | - | - | 236 | 223 | 13 | - | - | - | 29 |
| - | - | - | 240 | 227 | 13 | - | - | - | 30 |
| - | - | - | 4 | 4 | - | - | - | - | 31 |
| x | x | x | 101,7 | 101,8 | 100,0 | x | x | x | 32 |
| 2 | - | - | 303 | 301 | 2 | - | - | - | 33 |
| 2 | - | - | 303 | 301 | 2 | - | - | - | 34 |
| - | - | - | - | - | - | - | - | - | 35 |
| 100,0 | x | x | 100,0 | 100,0 | 100,0 | x | x | x | 36 |
| - | - | - | 180 | 178 | 2 | - | - | - | 37 |
| - | - | - | 177 | 175 | 2 | - | - | - | 38 |
| - | - | - | -3 | -3 | - | - | - | - | 39 |
| x | x | x | 98,3 | 98,3 | 100,0 | x | x | x | 40 |
| - | 1 | - | 138 | 138 | - | - | - | - | 41 |
| - | 1 | - | 143 | 143 | - | - | - | - | 42 |
| - | - | - | 5 | 5 | - | - | - | - | 43 |
| x | 100,0 | x | 103,6 | 103,6 | x | x | x | x | 44 |

TABL. 2. **PODMIOTY GOSPODARKI NARODOWEJ WEDŁUG PRZEWIDYWANEJ LICZBY PRACUJĄCYCH¹ ORAZ ENTITIES OF THE NATIONAL ECONOMY BY EXPECTED NUMBER OF EMPLOYED PERSONS¹ AND BY**

| Lp. No. | WYSZCZEGÓLNIENIE SPECIFICATION a – 31 XII 2013 b – 31 XII 2014 c – przyrost/spadek increase/decrease d – 2013 = 100 | Ogółem Total | | | | | |
|------------|---|-----------------|---|--------------|--------------|--------------|--|
| | | ogółem total | 0–9 pracujących employed persons | 10–49 | 50–249 | 250–999 | 1000 pracujących i więcej employed persons and more |
| | PODREGION WARSZAWSKI WSCHODNI (cd.) SUBREGION WARSZAWSKI WSCHODNI (cont.) | | | | | | |
| | Powiat garwoliński (dok.) Powiat garwoliński (cont.) | | | | | | |
| 1 | Gm. w. Sobolew a | 476 | 452 | 20 | 4 | – | – |
| 2 | b | 480 | 456 | 20 | 4 | – | – |
| 3 | c | 4 | 4 | – | – | – | – |
| 4 | d | 100,8 | 100,9 | 100,0 | 100,0 | x | x |
| 5 | Gm. w. Trojanów a | 317 | 301 | 16 | – | – | – |
| 6 | b | 314 | 298 | 16 | – | – | – |
| 7 | c | -3 | -3 | – | – | – | – |
| 8 | d | 99,1 | 99,0 | 100,0 | x | x | x |
| 9 | Gm. w. Wilga a | 355 | 340 | 15 | – | – | – |
| 10 | b | 351 | 336 | 15 | – | – | – |
| 11 | c | -4 | -4 | – | – | – | – |
| 12 | d | 98,9 | 98,8 | 100,0 | x | x | x |
| 13 | Powiat legionowski a | 15633 | 15208 | 353 | 70 | 2 | – |
| 14 | Powiat legionowski b | 15796 | 15353 | 370 | 71 | 2 | – |
| 15 | c | 163 | 145 | 17 | 1 | – | – |
| 16 | d | 101,0 | 101,0 | 104,8 | 101,4 | 100,0 | x |
| 17 | M. Legionowo a | 7590 | 7377 | 173 | 38 | 2 | – |
| 18 | b | 7542 | 7320 | 182 | 38 | 2 | – |
| 19 | c | -48 | -57 | 9 | – | – | – |
| 20 | d | 99,4 | 99,2 | 105,2 | 100,0 | 100,0 | x |
| 21 | Gm. m-w. Serock a | 1558 | 1522 | 33 | 3 | – | – |
| 22 | b | 1628 | 1586 | 39 | 3 | – | – |
| 23 | c | 70 | 64 | 6 | – | – | – |
| 24 | d | 104,5 | 104,2 | 118,2 | 100,0 | x | x |
| 25 | Gm. w. Jabłonna a | 2785 | 2736 | 39 | 10 | – | – |
| 26 | b | 2834 | 2784 | 40 | 10 | – | – |
| 27 | c | 49 | 48 | 1 | – | – | – |
| 28 | d | 101,8 | 101,8 | 102,6 | 100,0 | x | x |
| 29 | Gm. w. Nieporęt a | 2013 | 1948 | 56 | 9 | – | – |
| 30 | b | 2056 | 1990 | 56 | 10 | – | – |
| 31 | c | 43 | 42 | – | 1 | – | – |
| 32 | d | 102,1 | 102,2 | 100,0 | 111,1 | x | x |
| 33 | Gm. w. Wieliszew a | 1687 | 1625 | 52 | 10 | – | – |
| 34 | b | 1736 | 1673 | 53 | 10 | – | – |
| 35 | c | 49 | 48 | 1 | – | – | – |
| 36 | d | 102,9 | 103,0 | 101,9 | 100,0 | x | x |
| 37 | Powiat miński a | 13550 | 13020 | 451 | 71 | 8 | – |
| 38 | Powiat miński b | 13883 | 13344 | 459 | 72 | 8 | – |
| 39 | c | 333 | 324 | 8 | 1 | – | – |
| 40 | d | 102,5 | 102,5 | 101,8 | 101,4 | 100,0 | x |
| 41 | M. Mińsk Mazowiecki a | 4382 | 4214 | 133 | 29 | 6 | – |
| 42 | b | 4437 | 4269 | 133 | 29 | 6 | – |
| 43 | c | 55 | 55 | – | – | – | – |
| 44 | d | 101,3 | 101,3 | 100,0 | 100,0 | 100,0 | x |

1 Przewidywana liczba pracujących podawana przy pierwszym zgłoszeniu o wpis do rejestru REGON. Nie ma ustawowego

1 Expected number of employed persons declared at the moment of registration to REGON register. There is no legal obligation

PODREGIONÓW, POWIATÓW I GMIN (cd.)

SUBREGIONS, POWIATS AND GMINAS (cont.)

| Sektor publiczny <i>Public sector</i> | | | | | | Sektor <i>Private</i> | | |
|--|---|--------------|--------------|--------------|---|--------------------------|---|--------------|
| razem <i>total</i> | 0–9 pracujących <i>employed persons</i> | 10–49 | 50–249 | 250–999 | 1000 pracujących i więcej <i>employed persons and more</i> | razem <i>total</i> | 0–9 pracujących <i>employed persons</i> | 10–49 |
| 25 | 14 | 9 | 2 | – | – | 451 | 438 | 11 |
| 25 | 14 | 9 | 2 | – | – | 455 | 442 | 11 |
| – | – | – | – | – | – | 4 | 4 | – |
| 100,0 | 100,0 | 100,0 | 100,0 | x | x | 100,9 | 100,9 | 100,0 |
| 20 | 12 | 8 | – | – | – | 297 | 289 | 8 |
| 20 | 12 | 8 | – | – | – | 294 | 286 | 8 |
| – | – | – | – | – | – | -3 | -3 | – |
| 100,0 | 100,0 | 100,0 | x | x | x | 99,0 | 99,0 | 100,0 |
| 13 | 4 | 9 | – | – | – | 342 | 336 | 6 |
| 13 | 4 | 9 | – | – | – | 338 | 332 | 6 |
| – | – | – | – | – | – | -4 | -4 | – |
| 100,0 | 100,0 | 100,0 | x | x | x | 98,8 | 98,8 | 100,0 |
| 210 | 114 | 64 | 31 | 1 | – | 15423 | 15094 | 289 |
| 213 | 115 | 66 | 31 | 1 | – | 15579 | 15234 | 304 |
| 3 | 1 | 2 | – | – | – | 156 | 140 | 15 |
| 101,4 | 100,9 | 103,1 | 100,0 | 100,0 | x | 101,0 | 100,9 | 105,2 |
| 86 | 50 | 17 | 18 | 1 | – | 7504 | 7327 | 156 |
| 90 | 53 | 18 | 18 | 1 | – | 7451 | 7266 | 164 |
| 4 | 3 | 1 | – | – | – | -53 | -61 | 8 |
| 104,7 | 106,0 | 105,9 | 100,0 | 100,0 | x | 99,3 | 99,2 | 105,1 |
| 46 | 32 | 12 | 2 | – | – | 1512 | 1490 | 21 |
| 45 | 31 | 12 | 2 | – | – | 1582 | 1554 | 27 |
| -1 | -1 | – | – | – | – | 70 | 64 | 6 |
| 97,8 | 96,9 | 100,0 | 100,0 | x | x | 104,6 | 104,3 | 128,6 |
| 15 | 6 | 4 | 5 | – | – | 2770 | 2730 | 35 |
| 16 | 6 | 5 | 5 | – | – | 2818 | 2778 | 35 |
| 1 | – | 1 | – | – | – | 48 | 48 | – |
| 106,7 | 100,0 | 125,0 | 100,0 | x | x | 101,7 | 101,8 | 100,0 |
| 33 | 14 | 16 | 3 | – | – | 1980 | 1934 | 40 |
| 33 | 14 | 16 | 3 | – | – | 2022 | 1975 | 40 |
| – | – | – | – | – | – | 42 | 41 | – |
| 100,0 | 100,0 | 100,0 | 100,0 | x | x | 102,1 | 102,1 | 100,0 |
| 30 | 12 | 15 | 3 | – | – | 1657 | 1613 | 37 |
| 29 | 11 | 15 | 3 | – | – | 1706 | 1661 | 38 |
| -1 | -1 | – | – | – | – | 49 | 48 | 1 |
| 96,7 | 91,7 | 100,0 | 100,0 | x | x | 103,0 | 103,0 | 102,7 |
| 320 | 165 | 119 | 31 | 5 | – | 13230 | 12855 | 332 |
| 318 | 163 | 118 | 32 | 5 | – | 13564 | 13180 | 341 |
| -2 | -2 | -1 | 1 | – | – | 334 | 325 | 9 |
| 99,4 | 98,8 | 99,2 | 103,2 | 100,0 | x | 102,5 | 102,5 | 102,7 |
| 103 | 59 | 25 | 15 | 4 | – | 4279 | 4155 | 108 |
| 103 | 59 | 25 | 15 | 4 | – | 4334 | 4210 | 108 |
| – | – | – | – | – | – | 55 | 55 | – |
| 100,0 | 100,0 | 100,0 | 100,0 | 100,0 | x | 101,3 | 101,3 | 100,0 |

obowiązku aktualizacji tej informacji przez podmiot.
to update this information by the entity.

| prywatny sector | | | | | | | | | Lp. No. |
|--------------------|--------------|--|--|---|--------------|--------------|----------|--|------------|
| 50-249 | 250-999 | 1000 pracujących i więcej employed persons and more | w tym osoby fizyczne prowadzące działalność gospodarczą of which natural persons conducting economic activity | | | | | | |
| | | | razem total | 0-9 pracujących employed persons | 10-49 | 50-249 | 250-999 | 1000 pracujących i więcej employed persons and more | |
| 2 | - | - | 413 | 409 | 4 | - | - | - | 1 |
| 2 | - | - | 415 | 411 | 4 | - | - | - | 2 |
| - | - | - | 2 | 2 | - | - | - | - | 3 |
| 100,0 | x | x | 100,5 | 100,5 | 100,0 | x | x | x | 4 |
| - | - | - | 270 | 264 | 6 | - | - | - | 5 |
| - | - | - | 263 | 257 | 6 | - | - | - | 6 |
| - | - | - | -7 | -7 | - | - | - | - | 7 |
| x | x | x | 97,4 | 97,3 | 100,0 | x | x | x | 8 |
| - | - | - | 289 | 288 | 1 | - | - | - | 9 |
| - | - | - | 284 | 283 | 1 | - | - | - | 10 |
| - | - | - | -5 | -5 | - | - | - | - | 11 |
| x | x | x | 98,3 | 98,3 | 100,0 | x | x | x | 12 |
| 39 | 1 | - | 12355 | 12249 | 98 | 8 | - | - | 13 |
| 40 | 1 | - | 12383 | 12274 | 102 | 7 | - | - | 14 |
| 1 | - | - | 28 | 25 | 4 | -1 | - | - | 15 |
| 102,6 | 100,0 | x | 100,2 | 100,2 | 104,1 | 87,5 | x | x | 16 |
| 20 | 1 | - | 5996 | 5938 | 54 | 4 | - | - | 17 |
| 20 | 1 | - | 5877 | 5819 | 54 | 4 | - | - | 18 |
| - | - | - | -119 | -119 | - | - | - | - | 19 |
| 100,0 | 100,0 | x | 98,0 | 98,0 | 100,0 | 100,0 | x | x | 20 |
| 1 | - | - | 1241 | 1230 | 11 | - | - | - | 21 |
| 1 | - | - | 1298 | 1283 | 15 | - | - | - | 22 |
| - | - | - | 57 | 53 | 4 | - | - | - | 23 |
| 100,0 | x | x | 104,6 | 104,3 | 136,4 | x | x | x | 24 |
| 5 | - | - | 2244 | 2230 | 12 | 2 | - | - | 25 |
| 5 | - | - | 2286 | 2273 | 11 | 2 | - | - | 26 |
| - | - | - | 42 | 43 | -1 | - | - | - | 27 |
| 100,0 | x | x | 101,9 | 101,9 | 91,7 | 100,0 | x | x | 28 |
| 6 | - | - | 1535 | 1522 | 11 | 2 | - | - | 29 |
| 7 | - | - | 1562 | 1549 | 12 | 1 | - | - | 30 |
| 1 | - | - | 27 | 27 | 1 | -1 | - | - | 31 |
| 116,7 | x | x | 101,8 | 101,8 | 109,1 | 50,0 | x | x | 32 |
| 7 | - | - | 1339 | 1329 | 10 | - | - | - | 33 |
| 7 | - | - | 1360 | 1350 | 10 | - | - | - | 34 |
| - | - | - | 21 | 21 | - | - | - | - | 35 |
| 100,0 | x | x | 101,6 | 101,6 | 100,0 | x | x | x | 36 |
| 40 | 3 | - | 10934 | 10794 | 137 | 3 | - | - | 37 |
| 40 | 3 | - | 11158 | 11016 | 139 | 3 | - | - | 38 |
| - | - | - | 224 | 222 | 2 | - | - | - | 39 |
| 100,0 | 100,0 | x | 102,0 | 102,1 | 101,5 | 100,0 | x | x | 40 |
| 14 | 2 | - | 3423 | 3376 | 46 | 1 | - | - | 41 |
| 14 | 2 | - | 3441 | 3395 | 45 | 1 | - | - | 42 |
| - | - | - | 18 | 19 | -1 | - | - | - | 43 |
| 100,0 | 100,0 | x | 100,5 | 100,6 | 97,8 | 100,0 | x | x | 44 |

TABL. 2. **PODMIOTY GOSPODARKI NARODOWEJ WEDŁUG PRZEWIDYWANEJ LICZBY PRACUJĄCYCH¹ ORAZ ENTITIES OF THE NATIONAL ECONOMY BY EXPECTED NUMBER OF EMPLOYED PERSONS¹ AND BY**

| Lp. No. | WYSZCZEGÓLNIENIE SPECIFICATION a – 31 XII 2013 b – 31 XII 2014 c – przyrost/spadek increase/decrease d – 2013 = 100 | Ogółem Total | | | | | |
|------------|--|-----------------|---|-------|--------|---------|--|
| | | ogółem total | 0–9 pracujących employed persons | 10–49 | 50–249 | 250–999 | 1000 pracujących i więcej employed persons and more |
| | PODREGION WARSZAWSKI WSCHODNI (cd.) SUBREGION WARSZAWSKI WSCHODNI (cont.) Powiat miński (cd.) Powiat miński (cont.) | | | | | | |
| 1 | M. Sulejówek a | 2568 | 2480 | 71 | 16 | 1 | – |
| 2 | b | 2640 | 2549 | 74 | 16 | 1 | – |
| 3 | c | 72 | 69 | 3 | – | – | – |
| 4 | d | 102,8 | 102,8 | 104,2 | 100,0 | 100,0 | x |
| 5 | Gm. m-w. Halinów a | 1518 | 1471 | 44 | 3 | – | – |
| 6 | b | 1617 | 1571 | 43 | 3 | – | – |
| 7 | c | 99 | 100 | -1 | – | – | – |
| 8 | d | 106,5 | 106,8 | 97,7 | 100,0 | x | x |
| 9 | Gm. m-w. Kaluszyn a | 457 | 437 | 19 | 1 | – | – |
| 10 | b | 437 | 417 | 19 | 1 | – | – |
| 11 | c | -20 | -20 | – | – | – | – |
| 12 | d | 95,6 | 95,4 | 100,0 | 100,0 | x | x |
| 13 | Gm. w. Cegłów a | 379 | 366 | 10 | 3 | – | – |
| 14 | b | 380 | 367 | 10 | 3 | – | – |
| 15 | c | 1 | 1 | – | – | – | – |
| 16 | d | 100,3 | 100,3 | 100,0 | 100,0 | x | x |
| 17 | Gm. w. Dębe Wielkie a | 865 | 829 | 29 | 7 | – | – |
| 18 | b | 881 | 843 | 31 | 7 | – | – |
| 19 | c | 16 | 14 | 2 | – | – | – |
| 20 | d | 101,8 | 101,7 | 106,9 | 100,0 | x | x |
| 21 | Gm. w. Dobrze a | 369 | 349 | 20 | – | – | – |
| 22 | b | 373 | 352 | 21 | – | – | – |
| 23 | c | 4 | 3 | 1 | – | – | – |
| 24 | d | 101,1 | 100,9 | 105,0 | x | x | x |
| 25 | Gm. w. Jakubów a | 365 | 352 | 13 | – | – | – |
| 26 | b | 353 | 340 | 13 | – | – | – |
| 27 | c | -12 | -12 | – | – | – | – |
| 28 | d | 96,7 | 96,6 | 100,0 | x | x | x |
| 29 | Gm. w. Łatowicz a | 240 | 227 | 13 | – | – | – |
| 30 | b | 250 | 235 | 15 | – | – | – |
| 31 | c | 10 | 8 | 2 | – | – | – |
| 32 | d | 104,2 | 103,5 | 115,4 | x | x | x |
| 33 | Gm. w. Mińsk Mazowiecki a | 1113 | 1057 | 52 | 3 | 1 | – |
| 34 | b | 1154 | 1100 | 50 | 3 | 1 | – |
| 35 | c | 41 | 43 | -2 | – | – | – |
| 36 | d | 103,7 | 104,1 | 96,2 | 100,0 | 100,0 | x |
| 37 | Gm. m-w. Mrozy a | 536 | 516 | 17 | 3 | – | – |
| 38 | b | 550 | 527 | 19 | 4 | – | – |
| 39 | c | 14 | 11 | 2 | 1 | – | – |
| 40 | d | 102,6 | 102,1 | 111,8 | 133,3 | x | x |
| 41 | Gm. w. Siennica a | 384 | 364 | 16 | 4 | – | – |
| 42 | b | 416 | 395 | 17 | 4 | – | – |
| 43 | c | 32 | 31 | 1 | – | – | – |
| 44 | d | 108,3 | 108,5 | 106,3 | 100,0 | x | x |

1 Przewidywana liczba pracujących podawana przy pierwszym zgłoszeniu o wpis do rejestru REGON. Nie ma ustawowego

1 Expected number of employed persons declared at the moment of registration to REGON register. There is no legal obligation

PODREGIONÓW, POWIATÓW I GMIN (cd.)

SUBREGIONS, POWIATS AND GMINAS (cont.)

| Sektor publiczny <i>Public sector</i> | | | | | | Sektor <i>Private</i> | | |
|--|---|-------|--------|---------|---|--------------------------|---|-------|
| razem <i>total</i> | 0–9 pracujących <i>employed persons</i> | 10–49 | 50–249 | 250–999 | 1000 pracujących i więcej <i>employed persons and more</i> | razem <i>total</i> | 0–9 pracujących <i>employed persons</i> | 10–49 |
| 32 | 15 | 9 | 8 | – | – | 2536 | 2465 | 62 |
| 32 | 15 | 9 | 8 | – | – | 2607 | 2533 | 65 |
| – | – | – | – | – | – | 71 | 68 | 3 |
| 100,0 | 100,0 | 100,0 | 100,0 | x | x | 102,8 | 102,8 | 104,8 |
| 20 | 11 | 8 | 1 | – | – | 1498 | 1460 | 36 |
| 23 | 13 | 9 | 1 | – | – | 1594 | 1558 | 34 |
| 3 | 2 | 1 | – | – | – | 96 | 98 | -2 |
| 115,0 | 118,2 | 112,5 | 100,0 | x | x | 106,4 | 106,7 | 94,4 |
| 14 | 7 | 7 | – | – | – | 443 | 430 | 12 |
| 13 | 6 | 7 | – | – | – | 424 | 411 | 12 |
| -1 | -1 | – | – | – | – | -19 | -19 | – |
| 92,9 | 85,7 | 100,0 | x | x | x | 95,7 | 95,6 | 100,0 |
| 17 | 10 | 5 | 2 | – | – | 362 | 356 | 5 |
| 15 | 10 | 3 | 2 | – | – | 365 | 357 | 7 |
| -2 | – | -2 | – | – | – | 3 | 1 | 2 |
| 88,2 | 100,0 | 60,0 | 100,0 | x | x | 100,8 | 100,3 | 140,0 |
| 13 | 5 | 7 | 1 | – | – | 852 | 824 | 22 |
| 13 | 5 | 7 | 1 | – | – | 868 | 838 | 24 |
| – | – | – | – | – | – | 16 | 14 | 2 |
| 100,0 | 100,0 | 100,0 | 100,0 | x | x | 101,9 | 101,7 | 109,1 |
| 12 | 5 | 7 | – | – | – | 357 | 344 | 13 |
| 12 | 5 | 7 | – | – | – | 361 | 347 | 14 |
| – | – | – | – | – | – | 4 | 3 | 1 |
| 100,0 | 100,0 | 100,0 | x | x | x | 101,1 | 100,9 | 107,7 |
| 11 | 4 | 7 | – | – | – | 354 | 348 | 6 |
| 11 | 4 | 7 | – | – | – | 342 | 336 | 6 |
| – | – | – | – | – | – | -12 | -12 | – |
| 100,0 | 100,0 | 100,0 | x | x | x | 96,6 | 96,6 | 100,0 |
| 12 | 5 | 7 | – | – | – | 228 | 222 | 6 |
| 12 | 5 | 7 | – | – | – | 238 | 230 | 8 |
| – | – | – | – | – | – | 10 | 8 | 2 |
| 100,0 | 100,0 | 100,0 | x | x | x | 104,4 | 103,6 | 133,3 |
| 31 | 12 | 17 | 1 | 1 | – | 1082 | 1045 | 35 |
| 29 | 10 | 17 | 1 | 1 | – | 1125 | 1090 | 33 |
| -2 | -2 | – | – | – | – | 43 | 45 | -2 |
| 93,5 | 83,3 | 100,0 | 100,0 | 100,0 | x | 104,0 | 104,3 | 94,3 |
| 22 | 12 | 7 | 3 | – | – | 514 | 504 | 10 |
| 22 | 11 | 7 | 4 | – | – | 528 | 516 | 12 |
| – | -1 | – | 1 | – | – | 14 | 12 | 2 |
| 100,0 | 91,7 | 100,0 | 133,3 | x | x | 102,7 | 102,4 | 120,0 |
| 18 | 11 | 7 | – | – | – | 366 | 353 | 9 |
| 18 | 11 | 7 | – | – | – | 398 | 384 | 10 |
| – | – | – | – | – | – | 32 | 31 | 1 |
| 100,0 | 100,0 | 100,0 | x | x | x | 108,7 | 108,8 | 111,1 |

obowiązku aktualizacji tej informacji przez podmiot.
to update this information by the entity.

| prywatny sector | | | | | | | | | | Lp. No. |
|--------------------|---------|--|--|---|-------|--------|---------|---|--|------------|
| 50-249 | 250-999 | 1000 pracujących i więcej employed persons and more | w tym osoby fizyczne prowadzące działalność gospodarczą of which natural persons conducting economic activity | | | | | | 1000 pracujących i więcej employed persons and more | |
| | | | razem total | 0-9 pracujących employed persons | 10-49 | 50-249 | 250-999 | | | |
| 8 | 1 | - | 2033 | 2009 | 24 | - | - | - | 1 | |
| 8 | 1 | - | 2084 | 2060 | 24 | - | - | - | 2 | |
| - | - | - | 51 | 51 | - | - | - | - | 3 | |
| 100,0 | 100,0 | x | 102,5 | 102,5 | 100,0 | x | x | x | 4 | |
| 2 | - | - | 1277 | 1264 | 13 | - | - | - | 5 | |
| 2 | - | - | 1360 | 1347 | 13 | - | - | - | 6 | |
| - | - | - | 83 | 83 | - | - | - | - | 7 | |
| 100,0 | x | x | 106,5 | 106,6 | 100,0 | x | x | x | 8 | |
| 1 | - | - | 381 | 375 | 6 | - | - | - | 9 | |
| 1 | - | - | 363 | 357 | 6 | - | - | - | 10 | |
| - | - | - | -18 | -18 | - | - | - | - | 11 | |
| 100,0 | x | x | 95,3 | 95,2 | 100,0 | x | x | x | 12 | |
| 1 | - | - | 300 | 298 | 2 | - | - | - | 13 | |
| 1 | - | - | 299 | 297 | 2 | - | - | - | 14 | |
| - | - | - | -1 | -1 | - | - | - | - | 15 | |
| 100,0 | x | x | 99,7 | 99,7 | 100,0 | x | x | x | 16 | |
| 6 | - | - | 738 | 729 | 9 | - | - | - | 17 | |
| 6 | - | - | 744 | 734 | 10 | - | - | - | 18 | |
| - | - | - | 6 | 5 | 1 | - | - | - | 19 | |
| 100,0 | x | x | 100,8 | 100,7 | 111,1 | x | x | x | 20 | |
| - | - | - | 304 | 298 | 6 | - | - | - | 21 | |
| - | - | - | 303 | 296 | 7 | - | - | - | 22 | |
| - | - | - | -1 | -2 | 1 | - | - | - | 23 | |
| x | x | x | 99,7 | 99,3 | 116,7 | x | x | x | 24 | |
| - | - | - | 314 | 312 | 2 | - | - | - | 25 | |
| - | - | - | 301 | 299 | 2 | - | - | - | 26 | |
| - | - | - | -13 | -13 | - | - | - | - | 27 | |
| x | x | x | 95,9 | 95,8 | 100,0 | x | x | x | 28 | |
| - | - | - | 184 | 183 | 1 | - | - | - | 29 | |
| - | - | - | 191 | 188 | 3 | - | - | - | 30 | |
| - | - | - | 7 | 5 | 2 | - | - | - | 31 | |
| x | x | x | 103,8 | 102,7 | 300,0 | x | x | x | 32 | |
| 2 | - | - | 939 | 921 | 18 | - | - | - | 33 | |
| 2 | - | - | 976 | 960 | 16 | - | - | - | 34 | |
| - | - | - | 37 | 39 | -2 | - | - | - | 35 | |
| 100,0 | x | x | 103,9 | 104,2 | 88,9 | x | x | x | 36 | |
| - | - | - | 430 | 428 | 2 | - | - | - | 37 | |
| - | - | - | 441 | 438 | 3 | - | - | - | 38 | |
| - | - | - | 11 | 10 | 1 | - | - | - | 39 | |
| x | x | x | 102,6 | 102,3 | 150,0 | x | x | x | 40 | |
| 4 | - | - | 304 | 298 | 4 | 2 | - | - | 41 | |
| 4 | - | - | 330 | 324 | 4 | 2 | - | - | 42 | |
| - | - | - | 26 | 26 | - | - | - | - | 43 | |
| 100,0 | x | x | 108,6 | 108,7 | 100,0 | 100,0 | x | x | 44 | |

TABL. 2. **PODMIOTY GOSPODARKI NARODOWEJ WEDŁUG PRZEWIDYWANEJ LICZBY PRACUJĄCYCH¹ ORAZ ENTITIES OF THE NATIONAL ECONOMY BY EXPECTED NUMBER OF EMPLOYED PERSONS¹ AND BY**

| Lp. No. | WYSZCZEGÓLNIENIE SPECIFICATION a – 31 XII 2013 b – 31 XII 2014 c – przyrost/spadek increase/decrease d – 2013 = 100 | Ogółem Total | | | | | |
|------------|---|-----------------|---|--------------|--------------|--------------|--|
| | | ogółem total | 0–9 pracujących employed persons | 10–49 | 50–249 | 250–999 | 1000 pracujących i więcej employed persons and more |
| | PODREGION WARSZAWSKI WSCHODNI (cd.) SUBREGION WARSZAWSKI WSCHODNI (cont.) | | | | | | |
| | Powiat miński (dok.) Powiat miński (cont.) | | | | | | |
| 1 | Gm. w. Stanisławów a | 374 | 358 | 14 | 2 | – | – |
| 2 | b | 395 | 379 | 14 | 2 | – | – |
| 3 | c | 21 | 21 | – | – | – | – |
| 4 | d | 105,6 | 105,9 | 100,0 | 100,0 | x | x |
| 5 | Powiat nowodworski a | 7341 | 7012 | 265 | 53 | 10 | 1 |
| 6 | Powiat nowodworski b | 7423 | 7087 | 273 | 52 | 10 | 1 |
| 7 | c | 82 | 75 | 8 | -1 | – | – |
| 8 | d | 101,1 | 101,1 | 103,0 | 98,1 | 100,0 | 100,0 |
| 9 | M. Nowy Dwór Mazowiecki a | 2717 | 2577 | 99 | 35 | 5 | 1 |
| 10 | b | 2721 | 2577 | 104 | 34 | 5 | 1 |
| 11 | c | 4 | – | 5 | -1 | – | – |
| 12 | d | 100,1 | 100,0 | 105,1 | 97,1 | 100,0 | 100,0 |
| 13 | Gm. m-w. Nasielsk a | 1599 | 1549 | 44 | 6 | – | – |
| 14 | b | 1647 | 1593 | 48 | 6 | – | – |
| 15 | c | 48 | 44 | 4 | – | – | – |
| 16 | d | 103,0 | 102,8 | 109,1 | 100,0 | x | x |
| 17 | Gm. m-w. Zakroczym a | 486 | 461 | 23 | 1 | 1 | – |
| 18 | b | 485 | 459 | 24 | 1 | 1 | – |
| 19 | c | -1 | -2 | 1 | – | – | – |
| 20 | d | 99,8 | 99,6 | 104,3 | 100,0 | 100,0 | x |
| 21 | Gm. w. Czosnów a | 1266 | 1200 | 55 | 8 | 3 | – |
| 22 | b | 1278 | 1212 | 55 | 8 | 3 | – |
| 23 | c | 12 | 12 | – | – | – | – |
| 24 | d | 100,9 | 101,0 | 100,0 | 100,0 | 100,0 | x |
| 25 | Gm. w. Leoncin a | 449 | 432 | 15 | 2 | – | – |
| 26 | b | 452 | 435 | 15 | 2 | – | – |
| 27 | c | 3 | 3 | – | – | – | – |
| 28 | d | 100,7 | 100,7 | 100,0 | 100,0 | x | x |
| 29 | Gm. w. Pomiechówek a | 824 | 793 | 29 | 1 | 1 | – |
| 30 | b | 840 | 811 | 27 | 1 | 1 | – |
| 31 | c | 16 | 18 | -2 | – | – | – |
| 32 | d | 101,9 | 102,3 | 93,1 | 100,0 | 100,0 | x |
| 33 | Powiat otwocki a | 15193 | 14573 | 519 | 87 | 13 | 1 |
| 34 | Powiat otwocki b | 15310 | 14688 | 520 | 88 | 13 | 1 |
| 35 | c | 117 | 115 | 1 | 1 | – | – |
| 36 | d | 100,8 | 100,8 | 100,2 | 101,1 | 100,0 | 100,0 |
| 37 | M. Józefów a | 3568 | 3435 | 114 | 19 | – | – |
| 38 | b | 3581 | 3445 | 117 | 19 | – | – |
| 39 | c | 13 | 10 | 3 | – | – | – |
| 40 | d | 100,4 | 100,3 | 102,6 | 100,0 | x | x |
| 41 | M. Otwock a | 6181 | 5955 | 187 | 34 | 5 | – |
| 42 | b | 6190 | 5968 | 183 | 34 | 5 | – |
| 43 | c | 9 | 13 | -4 | – | – | – |
| 44 | d | 100,1 | 100,2 | 97,9 | 100,0 | 100,0 | x |

1 Przewidywana liczba pracujących podawana przy pierwszym zgłoszeniu o wpis do rejestru REGON. Nie ma ustawowego

1 Expected number of employed persons declared at the moment of registration to REGON register. There is no legal obligation

PODREGIONÓW, POWIATÓW I GMIN (cd.)

SUBREGIONS, POWIATS AND GMINAS (cont.)

| Sektor publiczny <i>Public sector</i> | | | | | | Sektor <i>Private</i> | | |
|--|---|--------------|--------------|--------------|---|--------------------------|---|--------------|
| razem <i>total</i> | 0–9 pracujących <i>employed persons</i> | 10–49 | 50–249 | 250–999 | 1000 pracujących i więcej <i>employed persons and more</i> | razem <i>total</i> | 0–9 pracujących <i>employed persons</i> | 10–49 |
| 15 | 9 | 6 | – | – | – | 359 | 349 | 8 |
| 15 | 9 | 6 | – | – | – | 380 | 370 | 8 |
| – | – | – | – | – | – | 21 | 21 | – |
| 100,0 | 100,0 | 100,0 | x | x | x | 105,8 | 106,0 | 100,0 |
| 213 | 120 | 67 | 21 | 5 | – | 7128 | 6892 | 198 |
| 217 | 121 | 70 | 21 | 5 | – | 7203 | 6963 | 203 |
| 4 | 1 | 3 | – | – | – | 75 | 71 | 5 |
| 101,9 | 100,8 | 104,5 | 100,0 | 100,0 | x | 101,1 | 101,0 | 102,5 |
| 87 | 47 | 20 | 17 | 3 | – | 2630 | 2530 | 79 |
| 86 | 46 | 20 | 17 | 3 | – | 2632 | 2528 | 84 |
| -1 | -1 | – | – | – | – | 2 | -2 | 5 |
| 98,9 | 97,9 | 100,0 | 100,0 | 100,0 | x | 100,1 | 99,9 | 106,3 |
| 46 | 26 | 16 | 4 | – | – | 1553 | 1523 | 28 |
| 48 | 28 | 16 | 4 | – | – | 1599 | 1565 | 32 |
| 2 | 2 | – | – | – | – | 46 | 42 | 4 |
| 104,3 | 107,7 | 100,0 | 100,0 | x | x | 103,0 | 102,8 | 114,3 |
| 12 | 6 | 6 | – | – | – | 474 | 455 | 17 |
| 12 | 5 | 7 | – | – | – | 473 | 454 | 17 |
| – | -1 | 1 | – | – | – | -1 | -1 | – |
| 100,0 | 83,3 | 116,7 | x | x | x | 99,8 | 99,8 | 100,0 |
| 30 | 19 | 10 | – | 1 | – | 1236 | 1181 | 45 |
| 32 | 20 | 11 | – | 1 | – | 1246 | 1192 | 44 |
| 2 | 1 | 1 | – | – | – | 10 | 11 | -1 |
| 106,7 | 105,3 | 110,0 | x | 100,0 | x | 100,8 | 100,9 | 97,8 |
| 19 | 12 | 7 | – | – | – | 430 | 420 | 8 |
| 19 | 12 | 7 | – | – | – | 433 | 423 | 8 |
| – | – | – | – | – | – | 3 | 3 | – |
| 100,0 | 100,0 | 100,0 | x | x | x | 100,7 | 100,7 | 100,0 |
| 19 | 10 | 8 | – | 1 | – | 805 | 783 | 21 |
| 20 | 10 | 9 | – | 1 | – | 820 | 801 | 18 |
| 1 | – | 1 | – | – | – | 15 | 18 | -3 |
| 105,3 | 100,0 | 112,5 | x | 100,0 | x | 101,9 | 102,3 | 85,7 |
| 267 | 120 | 105 | 35 | 7 | – | 14926 | 14453 | 414 |
| 263 | 118 | 103 | 35 | 7 | – | 15045 | 14568 | 417 |
| -4 | -2 | -2 | – | – | – | 119 | 115 | 3 |
| 98,5 | 98,3 | 98,1 | 100,0 | 100,0 | x | 100,8 | 100,8 | 100,7 |
| 26 | 12 | 6 | 8 | – | – | 3542 | 3423 | 108 |
| 26 | 12 | 6 | 8 | – | – | 3555 | 3433 | 111 |
| – | – | – | – | – | – | 13 | 10 | 3 |
| 100,0 | 100,0 | 100,0 | 100,0 | x | x | 100,4 | 100,3 | 102,8 |
| 120 | 56 | 41 | 19 | 4 | – | 6061 | 5899 | 146 |
| 119 | 56 | 40 | 19 | 4 | – | 6069 | 5910 | 143 |
| -1 | – | -1 | – | – | – | 8 | 11 | -3 |
| 99,2 | 100,0 | 97,6 | 100,0 | 100,0 | x | 100,1 | 100,2 | 97,9 |

obowiązku aktualizacji tej informacji przez podmiot.
to update this information by the entity.

| prywatny sector | | | | | | | | | Lp. No. |
|--------------------|--------------|--|--|---|--------------|--------------|----------|--|------------|
| 50-249 | 250-999 | 1000 pracujących i więcej employed persons and more | w tym osoby fizyczne prowadzące działalność gospodarczą of which natural persons conducting economic activity | | | | | | |
| | | | razem total | 0-9 pracujących employed persons | 10-49 | 50-249 | 250-999 | 1000 pracujących i więcej employed persons and more | |
| 2 | - | - | 307 | 303 | 4 | - | - | - | 1 |
| 2 | - | - | 325 | 321 | 4 | - | - | - | 2 |
| - | - | - | 18 | 18 | - | - | - | - | 3 |
| 100,0 | x | x | 105,9 | 105,9 | 100,0 | x | x | x | 4 |
| 32 | 5 | 1 | 5675 | 5615 | 56 | 4 | - | - | 5 |
| 31 | 5 | 1 | 5681 | 5617 | 60 | 4 | - | - | 6 |
| -1 | - | - | 6 | 2 | 4 | - | - | - | 7 |
| 96,9 | 100,0 | 100,0 | 100,1 | 100,0 | 107,1 | 100,0 | x | x | 8 |
| 18 | 2 | 1 | 2022 | 1995 | 24 | 3 | - | - | 9 |
| 17 | 2 | 1 | 1993 | 1964 | 26 | 3 | - | - | 10 |
| -1 | - | - | -29 | -31 | 2 | - | - | - | 11 |
| 94,4 | 100,0 | 100,0 | 98,6 | 98,4 | 108,3 | 100,0 | x | x | 12 |
| 2 | - | - | 1331 | 1324 | 7 | - | - | - | 13 |
| 2 | - | - | 1367 | 1358 | 9 | - | - | - | 14 |
| - | - | - | 36 | 34 | 2 | - | - | - | 15 |
| 100,0 | x | x | 102,7 | 102,6 | 128,6 | x | x | x | 16 |
| 1 | 1 | - | 384 | 373 | 11 | - | - | - | 17 |
| 1 | 1 | - | 375 | 364 | 11 | - | - | - | 18 |
| - | - | - | -9 | -9 | - | - | - | - | 19 |
| 100,0 | 100,0 | x | 97,7 | 97,6 | 100,0 | x | x | x | 20 |
| 8 | 2 | - | 942 | 934 | 8 | - | - | - | 21 |
| 8 | 2 | - | 940 | 932 | 8 | - | - | - | 22 |
| - | - | - | -2 | -2 | - | - | - | - | 23 |
| 100,0 | 100,0 | x | 99,8 | 99,8 | 100,0 | x | x | x | 24 |
| 2 | - | - | 356 | 352 | 3 | 1 | - | - | 25 |
| 2 | - | - | 358 | 354 | 3 | 1 | - | - | 26 |
| - | - | - | 2 | 2 | - | - | - | - | 27 |
| 100,0 | x | x | 100,6 | 100,6 | 100,0 | 100,0 | x | x | 28 |
| 1 | - | - | 640 | 637 | 3 | - | - | - | 29 |
| 1 | - | - | 648 | 645 | 3 | - | - | - | 30 |
| - | - | - | 8 | 8 | - | - | - | - | 31 |
| 100,0 | x | x | 101,3 | 101,3 | 100,0 | x | x | x | 32 |
| 52 | 6 | 1 | 11806 | 11678 | 122 | 6 | - | - | 33 |
| 53 | 6 | 1 | 11795 | 11660 | 128 | 7 | - | - | 34 |
| 1 | - | - | -11 | -18 | 6 | 1 | - | - | 35 |
| 101,9 | 100,0 | 100,0 | 99,9 | 99,8 | 104,9 | 116,7 | x | x | 36 |
| 11 | - | - | 2757 | 2720 | 34 | 3 | - | - | 37 |
| 11 | - | - | 2747 | 2710 | 34 | 3 | - | - | 38 |
| - | - | - | -10 | -10 | - | - | - | - | 39 |
| 100,0 | x | x | 99,6 | 99,6 | 100,0 | 100,0 | x | x | 40 |
| 15 | 1 | - | 4818 | 4771 | 47 | - | - | - | 41 |
| 15 | 1 | - | 4776 | 4728 | 47 | 1 | - | - | 42 |
| - | - | - | -42 | -43 | - | 1 | - | - | 43 |
| 100,0 | 100,0 | x | 99,1 | 99,1 | 100,0 | x | x | x | 44 |

TABL. 2. **PODMIOTY GOSPODARKI NARODOWEJ WEDŁUG PRZEWIDYWANEJ LICZBY PRACUJĄCYCH¹ ORAZ ENTITIES OF THE NATIONAL ECONOMY BY EXPECTED NUMBER OF EMPLOYED PERSONS¹ AND BY**

| Lp. No. | WYSZCZEGÓLNIENIE SPECIFICATION a – 31 XII 2013 b – 31 XII 2014 c – przyrost/spadek increase/decrease d – 2013 = 100 | Ogółem Total | | | | | | |
|------------|---|-----------------|---|--------------|--------------|--------------|--|-------------|
| | | ogółem total | 0–9 pracujących employed persons | 10–49 | 50–249 | 250–999 | 1000 pracujących i więcej employed persons and more | |
| | PODREGION WARSZAWSKI WSCHODNI (cd.) SUBREGION WARSZAWSKI WSCHODNI (cont.) | | | | | | | |
| | Powiat otwocki (dok.) Powiat otwocki (cont.) | | | | | | | |
| 1 | Gm. m-w. Karczew | a | 1729 | 1659 | 61 | 7 | 1 | 1 |
| 2 | | b | 1701 | 1628 | 63 | 8 | 1 | 1 |
| 3 | | c | -28 | -31 | 2 | 1 | - | - |
| 4 | | d | 98,4 | 98,1 | 103,3 | 114,3 | 100,0 | 100,0 |
| 5 | Gm. w. Celestynów | a | 1055 | 1009 | 37 | 8 | 1 | - |
| 6 | | b | 1088 | 1041 | 37 | 9 | 1 | - |
| 7 | | c | 33 | 32 | - | 1 | - | - |
| 8 | | d | 103,1 | 103,2 | 100,0 | 112,5 | 100,0 | x |
| 9 | Gm. w. Kołbiel | a | 465 | 437 | 25 | 1 | 2 | - |
| 10 | | b | 470 | 441 | 26 | 1 | 2 | - |
| 11 | | c | 5 | 4 | 1 | - | - | - |
| 12 | | d | 101,1 | 100,9 | 104,0 | 100,0 | 100,0 | x |
| 13 | Gm. w. Osieck | a | 213 | 203 | 8 | 2 | - | - |
| 14 | | b | 227 | 217 | 8 | 2 | - | - |
| 15 | | c | 14 | 14 | - | - | - | - |
| 16 | | d | 106,6 | 106,9 | 100,0 | 100,0 | x | x |
| 17 | Gm. w. Sobienie-Jeziory | a | 394 | 377 | 15 | 2 | - | - |
| 18 | | b | 402 | 386 | 14 | 2 | - | - |
| 19 | | c | 8 | 9 | -1 | - | - | - |
| 20 | | d | 102,0 | 102,4 | 93,3 | 100,0 | x | x |
| 21 | Gm. w. Wiązowna | a | 1588 | 1498 | 72 | 14 | 4 | - |
| 22 | | b | 1651 | 1562 | 72 | 13 | 4 | - |
| 23 | | c | 63 | 64 | - | -1 | - | - |
| 24 | | d | 104,0 | 104,3 | 100,0 | 92,9 | 100,0 | x |
| 25 | Powiat wołomiński | a | 27711 | 26786 | 784 | 126 | 13 | 2 |
| 26 | Powiat wołomiński | b | 28201 | 27235 | 826 | 127 | 12 | 1 |
| 27 | | c | 490 | 449 | 42 | 1 | -1 | -1 |
| 28 | | d | 101,8 | 101,7 | 105,4 | 100,8 | 92,3 | 50,0 |
| 29 | M. Kobyłka | a | 2958 | 2885 | 62 | 11 | - | - |
| 30 | | b | 3038 | 2961 | 66 | 11 | - | - |
| 31 | | c | 80 | 76 | 4 | - | - | - |
| 32 | | d | 102,7 | 102,6 | 106,5 | 100,0 | x | x |
| 33 | M. Marki | a | 3850 | 3720 | 108 | 20 | 2 | - |
| 34 | | b | 3974 | 3831 | 120 | 21 | 2 | - |
| 35 | | c | 124 | 111 | 12 | 1 | - | - |
| 36 | | d | 103,2 | 103,0 | 111,1 | 105,0 | 100,0 | x |
| 37 | M. Ząbki | a | 5051 | 4939 | 95 | 14 | 2 | 1 |
| 38 | | b | 5184 | 5069 | 99 | 14 | 2 | - |
| 39 | | c | 133 | 130 | 4 | - | - | -1 |
| 40 | | d | 102,6 | 102,6 | 104,2 | 100,0 | 100,0 | x |
| 41 | M. Zielonka | a | 2753 | 2635 | 107 | 10 | 1 | - |
| 42 | | b | 2755 | 2637 | 107 | 10 | 1 | - |
| 43 | | c | 2 | 2 | - | - | - | - |
| 44 | | d | 100,1 | 100,1 | 100,0 | 100,0 | 100,0 | x |

1 Przewidywana liczba pracujących podawana przy pierwszym zgłoszeniu o wpis do rejestru REGON. Nie ma ustawowego

1 Expected number of employed persons declared at the moment of registration to REGON register. There is no legal obligation

PODREGIONÓW, POWIATÓW I GMIN (cd.)

SUBREGIONS, POWIATS AND GMINAS (cont.)

| Sektor publiczny <i>Public sector</i> | | | | | | Sektor <i>Private</i> | | |
|--|---|--------------|--------------|--------------|---|--------------------------|---|--------------|
| razem <i>total</i> | 0–9 pracujących <i>employed persons</i> | 10–49 | 50–249 | 250–999 | 1000 pracujących i więcej <i>employed persons and more</i> | razem <i>total</i> | 0–9 pracujących <i>employed persons</i> | 10–49 |
| 31 | 14 | 14 | 2 | 1 | – | 1698 | 1645 | 47 |
| 31 | 14 | 14 | 2 | 1 | – | 1670 | 1614 | 49 |
| – | – | – | – | – | – | -28 | -31 | 2 |
| 100,0 | 100,0 | 100,0 | 100,0 | 100,0 | x | 98,4 | 98,1 | 104,3 |
| 30 | 13 | 14 | 3 | – | – | 1025 | 996 | 23 |
| 27 | 11 | 13 | 3 | – | – | 1061 | 1030 | 24 |
| -3 | -2 | -1 | – | – | – | 36 | 34 | 1 |
| 90,0 | 84,6 | 92,9 | 100,0 | x | x | 103,5 | 103,4 | 104,3 |
| 14 | 6 | 7 | 1 | – | – | 451 | 431 | 18 |
| 14 | 6 | 7 | 1 | – | – | 456 | 435 | 19 |
| – | – | – | – | – | – | 5 | 4 | 1 |
| 100,0 | 100,0 | 100,0 | 100,0 | x | x | 101,1 | 100,9 | 105,6 |
| 8 | 3 | 5 | – | – | – | 205 | 200 | 3 |
| 8 | 3 | 5 | – | – | – | 219 | 214 | 3 |
| – | – | – | – | – | – | 14 | 14 | – |
| 100,0 | 100,0 | 100,0 | x | x | x | 106,8 | 107,0 | 100,0 |
| 11 | 5 | 6 | – | – | – | 383 | 372 | 9 |
| 11 | 5 | 6 | – | – | – | 391 | 381 | 8 |
| – | – | – | – | – | – | 8 | 9 | -1 |
| 100,0 | 100,0 | 100,0 | x | x | x | 102,1 | 102,4 | 88,9 |
| 27 | 11 | 12 | 2 | 2 | – | 1561 | 1487 | 60 |
| 27 | 11 | 12 | 2 | 2 | – | 1624 | 1551 | 60 |
| – | – | – | – | – | – | 63 | 64 | – |
| 100,0 | 100,0 | 100,0 | 100,0 | 100,0 | x | 104,0 | 104,3 | 100,0 |
| 376 | 207 | 114 | 51 | 4 | – | 27335 | 26579 | 670 |
| 382 | 212 | 115 | 51 | 4 | – | 27810 | 27014 | 711 |
| 6 | 5 | 1 | – | – | – | 475 | 435 | 41 |
| 101,6 | 102,4 | 100,9 | 100,0 | 100,0 | x | 101,7 | 101,6 | 106,1 |
| 18 | 11 | 2 | 5 | – | – | 2940 | 2874 | 60 |
| 19 | 12 | 2 | 5 | – | – | 3018 | 2948 | 64 |
| 1 | 1 | – | – | – | – | 78 | 74 | 4 |
| 105,6 | 109,1 | 100,0 | 100,0 | x | x | 102,7 | 102,6 | 106,7 |
| 27 | 11 | 9 | 6 | 1 | – | 3823 | 3709 | 99 |
| 27 | 11 | 9 | 6 | 1 | – | 3943 | 3816 | 111 |
| – | – | – | – | – | – | 120 | 107 | 12 |
| 100,0 | 100,0 | 100,0 | 100,0 | 100,0 | x | 103,1 | 102,9 | 112,1 |
| 29 | 16 | 6 | 6 | 1 | – | 5022 | 4923 | 89 |
| 29 | 16 | 6 | 6 | 1 | – | 5154 | 5052 | 93 |
| – | – | – | – | – | – | 132 | 129 | 4 |
| 100,0 | 100,0 | 100,0 | 100,0 | 100,0 | x | 102,6 | 102,6 | 104,5 |
| 34 | 16 | 12 | 6 | – | – | 2719 | 2619 | 95 |
| 34 | 16 | 12 | 6 | – | – | 2721 | 2621 | 95 |
| – | – | – | – | – | – | 2 | 2 | – |
| 100,0 | 100,0 | 100,0 | 100,0 | x | x | 100,1 | 100,1 | 100,0 |

obowiązku aktualizacji tej informacji przez podmiot.
to update this information by the entity.

| prywatny sector | | | | | | | | | Lp. No. | |
|--------------------|-------------|--|--|---|--------------|--------------|----------|--|--------------|----|
| 50-249 | 250-999 | 1000 pracujących i więcej employed persons and more | w tym osoby fizyczne prowadzące działalność gospodarczą of which natural persons conducting economic activity | | | | | | | |
| | | | razem total | 0-9 pracujących employed persons | 10-49 | 50-249 | 250-999 | 1000 pracujących i więcej employed persons and more | | |
| 5 | - | 1 | 1420 | 1401 | 19 | - | - | - | 1 | |
| 6 | - | 1 | 1382 | 1361 | 21 | - | - | - | 2 | |
| 1 | - | - | -38 | -40 | 2 | - | - | - | 3 | |
| 120,0 | x | 100,0 | 97,3 | 97,1 | 110,5 | x | x | x | 4 | |
| 5 | 1 | - | 801 | 797 | 3 | 1 | - | - | 5 | |
| 6 | 1 | - | 810 | 806 | 3 | 1 | - | - | 6 | |
| 1 | - | - | 9 | 9 | - | - | - | - | 7 | |
| 120,0 | 100,0 | x | 101,1 | 101,1 | 100,0 | 100,0 | x | x | 8 | |
| - | 2 | - | 370 | 362 | 8 | - | - | - | 9 | |
| - | 2 | - | 374 | 365 | 9 | - | - | - | 10 | |
| - | - | - | 4 | 3 | 1 | - | - | - | 11 | |
| x | 100,0 | x | 101,1 | 100,8 | 112,5 | x | x | x | 12 | |
| 2 | - | - | 171 | 171 | - | - | - | - | 13 | |
| 2 | - | - | 184 | 184 | - | - | - | - | 14 | |
| - | - | - | 13 | 13 | - | - | - | - | 15 | |
| 100,0 | x | x | 107,6 | 107,6 | x | x | x | x | 16 | |
| 2 | - | - | 316 | 315 | - | 1 | - | - | 17 | |
| 2 | - | - | 319 | 318 | - | 1 | - | - | 18 | |
| - | - | - | 3 | 3 | - | - | - | - | 19 | |
| 100,0 | x | x | 100,9 | 101,0 | x | 100,0 | x | x | 20 | |
| 12 | 2 | - | 1153 | 1141 | 11 | 1 | - | - | 21 | |
| 11 | 2 | - | 1203 | 1188 | 14 | 1 | - | - | 22 | |
| -1 | - | - | 50 | 47 | 3 | - | - | - | 23 | |
| 91,7 | 100,0 | x | 104,3 | 104,1 | 127,3 | 100,0 | x | x | 24 | |
| 75 | 9 | 2 | 22354 | 22143 | 201 | 9 | - | - | 1 25 | |
| 76 | 8 | 1 | 22505 | 22279 | 217 | 9 | - | - | 1 26 | |
| 1 | -1 | -1 | 151 | 136 | 16 | - | - | - | -1 27 | |
| 101,3 | 88,9 | 50,0 | 100,7 | 100,6 | 108,0 | 100,0 | x | x | x 28 | |
| 6 | - | - | 2493 | 2461 | 30 | 2 | - | - | - | 29 |
| 6 | - | - | 2529 | 2498 | 29 | 2 | - | - | - | 30 |
| - | - | - | 36 | 37 | -1 | - | - | - | - | 31 |
| 100,0 | x | x | 101,4 | 101,5 | 96,7 | 100,0 | x | x | x | 32 |
| 14 | 1 | - | 2981 | 2953 | 25 | 3 | - | - | - | 33 |
| 15 | 1 | - | 3030 | 2998 | 29 | 3 | - | - | - | 34 |
| 1 | - | - | 49 | 45 | 4 | - | - | - | - | 35 |
| 107,1 | 100,0 | x | 101,6 | 101,5 | 116,0 | 100,0 | x | x | x | 36 |
| 8 | 1 | 1 | 4088 | 4067 | 20 | - | - | - | 1 | 37 |
| 8 | 1 | - | 4166 | 4142 | 24 | - | - | - | - | 38 |
| - | - | -1 | 78 | 75 | 4 | - | - | - | -1 | 39 |
| 100,0 | 100,0 | x | 101,9 | 101,8 | 120,0 | x | x | x | x | 40 |
| 4 | 1 | - | 2121 | 2089 | 32 | - | - | - | - | 41 |
| 4 | 1 | - | 2099 | 2067 | 32 | - | - | - | - | 42 |
| - | - | - | -22 | -22 | - | - | - | - | - | 43 |
| 100,0 | 100,0 | x | 99,0 | 98,9 | 100,0 | x | x | x | x | 44 |

TABL. 2. **PODMIOTY GOSPODARKI NARODOWEJ WEDŁUG PRZEWIDYWANEJ LICZBY PRACUJĄCYCH¹ ORAZ ENTITIES OF THE NATIONAL ECONOMY BY EXPECTED NUMBER OF EMPLOYED PERSONS¹ AND BY**

| Lp. No. | WYSZCZEGÓLNIENIE SPECIFICATION a – 31 XII 2013 b – 31 XII 2014 c – przyrost/spadek increase/decrease d – 2013 = 100 | Ogółem Total | | | | | | |
|------------|---|-----------------|---|---------------|--------------|--------------|--|--------------|
| | | ogółem total | 0–9 pracujących employed persons | 10–49 | 50–249 | 250–999 | 1000 pracujących i więcej employed persons and more | |
| | PODREGION WARSZAWSKI WSCHODNI (dok.) | | | | | | | |
| | SUBREGION WARSZAWSKI WSCHODNI (cont.) | | | | | | | |
| | Powiat wołomiński (dok.) | | | | | | | |
| | Powiat wołomiński (cont.) | | | | | | | |
| 1 | Gm. m-w. Radzymin | a | 2808 | 2706 | 85 | 16 | 1 | – |
| 2 | | b | 2887 | 2779 | 91 | 16 | 1 | – |
| 3 | | c | 79 | 73 | 6 | – | – | – |
| 4 | | d | 102,8 | 102,7 | 107,1 | 100,0 | 100,0 | x |
| 5 | Gm. m-w. Tłuszcz | a | 1378 | 1329 | 43 | 6 | – | – |
| 6 | | b | 1402 | 1354 | 42 | 6 | – | – |
| 7 | | c | 24 | 25 | -1 | – | – | – |
| 8 | | d | 101,7 | 101,9 | 97,7 | 100,0 | x | x |
| 9 | Gm. m-w. Wołomin | a | 6579 | 6333 | 194 | 45 | 6 | 1 |
| 10 | | b | 6569 | 6313 | 205 | 45 | 5 | 1 |
| 11 | | c | -10 | -20 | 11 | – | -1 | – |
| 12 | | d | 99,8 | 99,7 | 105,7 | 100,0 | 83,3 | 100,0 |
| 13 | Gm. w. Dąbrowka | a | 630 | 609 | 20 | 1 | – | – |
| 14 | | b | 648 | 625 | 22 | 1 | – | – |
| 15 | | c | 18 | 16 | 2 | – | – | – |
| 16 | | d | 102,9 | 102,6 | 110,0 | 100,0 | x | x |
| 17 | Gm. w. Jadów | a | 475 | 454 | 19 | 2 | – | – |
| 18 | | b | 484 | 462 | 20 | 2 | – | – |
| 19 | | c | 9 | 8 | 1 | – | – | – |
| 20 | | d | 101,9 | 101,8 | 105,3 | 100,0 | x | x |
| 21 | Gm. w. Klembów | a | 707 | 675 | 31 | – | 1 | – |
| 22 | | b | 726 | 693 | 32 | – | 1 | – |
| 23 | | c | 19 | 18 | 1 | – | – | – |
| 24 | | d | 102,7 | 102,7 | 103,2 | x | 100,0 | x |
| 25 | Gm. w. Poświętne | a | 397 | 385 | 11 | 1 | – | – |
| 26 | | b | 399 | 386 | 12 | 1 | – | – |
| 27 | | c | 2 | 1 | 1 | – | – | – |
| 28 | | d | 100,5 | 100,3 | 109,1 | 100,0 | x | x |
| 29 | Gm. w. Strachówka | a | 125 | 116 | 9 | – | – | – |
| 30 | | b | 135 | 125 | 10 | – | – | – |
| 31 | | c | 10 | 9 | 1 | – | – | – |
| 32 | | d | 108,0 | 107,8 | 111,1 | x | x | x |
| 33 | PODREGION WARSZAWSKI ZACHODNI | a | 109326 | 105222 | 3433 | 595 | 64 | 12 |
| 34 | SUBREGION WARSZAWSKI ZACHODNI | b | 111444 | 107280 | 3491 | 598 | 64 | 11 |
| 35 | | c | 2118 | 2058 | 58 | 3 | – | -1 |
| 36 | | d | 101,9 | 102,0 | 101,7 | 100,5 | 100,0 | 91,7 |
| 37 | Powiat grodziski | a | 11899 | 11485 | 346 | 59 | 7 | 2 |
| 38 | Powiat grodziski | b | 12141 | 11729 | 344 | 59 | 7 | 2 |
| 39 | | c | 242 | 244 | -2 | – | – | – |
| 40 | | d | 102,0 | 102,1 | 99,4 | 100,0 | 100,0 | 100,0 |
| 41 | M. Milanówek | a | 2829 | 2730 | 80 | 18 | 1 | – |
| 42 | | b | 2863 | 2767 | 77 | 18 | 1 | – |
| 43 | | c | 34 | 37 | -3 | – | – | – |
| 44 | | d | 101,2 | 101,4 | 96,3 | 100,0 | 100,0 | x |

1 Przewidywana liczba pracujących podawana przy pierwszym zgłoszeniu o wpis do rejestru REGON. Nie ma ustawowego

1 Expected number of employed persons declared at the moment of registration to REGON register. There is no legal obligation

PODREGIONÓW, POWIATÓW I GMIN (cd.)

SUBREGIONS, POWIATS AND GMINAS (cont.)

| Sektor publiczny <i>Public sector</i> | | | | | | Sektor <i>Private</i> | | |
|--|---|--------------|--------------|--------------|---|--------------------------|---|--------------|
| razem <i>total</i> | 0–9 pracujących <i>employed persons</i> | 10–49 | 50–249 | 250–999 | 1000 pracujących i więcej <i>employed persons and more</i> | razem <i>total</i> | 0–9 pracujących <i>employed persons</i> | 10–49 |
| 37 | 18 | 12 | 7 | – | – | 2771 | 2688 | 73 |
| 39 | 20 | 12 | 7 | – | – | 2846 | 2757 | 79 |
| 2 | 2 | – | – | – | – | 75 | 69 | 6 |
| 105,4 | 111,1 | 100,0 | 100,0 | x | x | 102,7 | 102,6 | 108,2 |
| 39 | 23 | 12 | 4 | – | – | 1339 | 1306 | 31 |
| 39 | 23 | 12 | 4 | – | – | 1363 | 1331 | 30 |
| – | – | – | – | – | – | 24 | 25 | -1 |
| 100,0 | 100,0 | 100,0 | 100,0 | x | x | 101,8 | 101,9 | 96,8 |
| 112 | 63 | 30 | 17 | 2 | – | 6467 | 6270 | 164 |
| 115 | 65 | 31 | 17 | 2 | – | 6454 | 6248 | 174 |
| 3 | 2 | 1 | – | – | – | -13 | -22 | 10 |
| 102,7 | 103,2 | 103,3 | 100,0 | 100,0 | x | 99,8 | 99,6 | 106,1 |
| 15 | 8 | 7 | – | – | – | 615 | 601 | 13 |
| 15 | 8 | 7 | – | – | – | 632 | 616 | 15 |
| – | – | – | – | – | – | 17 | 15 | 2 |
| 100,0 | 100,0 | 100,0 | x | x | x | 102,8 | 102,5 | 115,4 |
| 15 | 7 | 8 | – | – | – | 460 | 447 | 11 |
| 15 | 7 | 8 | – | – | – | 469 | 455 | 12 |
| – | – | – | – | – | – | 9 | 8 | 1 |
| 100,0 | 100,0 | 100,0 | x | x | x | 102,0 | 101,8 | 109,1 |
| 23 | 15 | 8 | – | – | – | 684 | 660 | 23 |
| 23 | 15 | 8 | – | – | – | 703 | 678 | 24 |
| – | – | – | – | – | – | 19 | 18 | 1 |
| 100,0 | 100,0 | 100,0 | x | x | x | 102,8 | 102,7 | 104,3 |
| 15 | 13 | 2 | – | – | – | 382 | 372 | 9 |
| 15 | 13 | 2 | – | – | – | 384 | 373 | 10 |
| – | – | – | – | – | – | 2 | 1 | 1 |
| 100,0 | 100,0 | 100,0 | x | x | x | 100,5 | 100,3 | 111,1 |
| 12 | 6 | 6 | – | – | – | 113 | 110 | 3 |
| 12 | 6 | 6 | – | – | – | 123 | 119 | 4 |
| – | – | – | – | – | – | 10 | 9 | 1 |
| 100,0 | 100,0 | 100,0 | x | x | x | 108,8 | 108,2 | 133,3 |
| 1610 | 819 | 534 | 236 | 19 | 2 | 107716 | 104403 | 2899 |
| 1605 | 822 | 526 | 236 | 20 | 1 | 109808 | 106427 | 2965 |
| -5 | 3 | -8 | – | 1 | -1 | 2092 | 2024 | 66 |
| 99,7 | 100,4 | 98,5 | 100,0 | 105,3 | 50,0 | 101,9 | 101,9 | 102,3 |
| 165 | 91 | 49 | 24 | 1 | – | 11734 | 11394 | 297 |
| 163 | 90 | 49 | 23 | 1 | – | 11974 | 11635 | 295 |
| -2 | -1 | – | -1 | – | – | 240 | 241 | -2 |
| 98,8 | 98,9 | 100,0 | 95,8 | 100,0 | x | 102,0 | 102,1 | 99,3 |
| 33 | 18 | 7 | 8 | – | – | 2796 | 2712 | 73 |
| 33 | 18 | 7 | 8 | – | – | 2830 | 2749 | 70 |
| – | – | – | – | – | – | 34 | 37 | -3 |
| 100,0 | 100,0 | 100,0 | 100,0 | x | x | 101,2 | 101,4 | 95,9 |

obowiązku aktualizacji tej informacji przez podmiot.
to update this information by the entity.

| prywatny sector | | | | | | | | | Lp. No. |
|--------------------|--------------|--|--|---|--------------|--------------|--------------|--|------------|
| 50-249 | 250-999 | 1000 pracujących i więcej employed persons and more | w tym osoby fizyczne prowadzące działalność gospodarczą of which natural persons conducting economic activity | | | | | | |
| | | | razem total | 0-9 pracujących employed persons | 10-49 | 50-249 | 250-999 | 1000 pracujących i więcej employed persons and more | |
| 9 | 1 | - | 2258 | 2241 | 17 | - | - | - | 1 |
| 9 | 1 | - | 2302 | 2282 | 20 | - | - | - | 2 |
| - | - | - | 44 | 41 | 3 | - | - | - | 3 |
| 100,0 | 100,0 | x | 101,9 | 101,8 | 117,6 | x | x | x | 4 |
| 2 | - | - | 1167 | 1158 | 9 | - | - | - | 5 |
| 2 | - | - | 1179 | 1171 | 8 | - | - | - | 6 |
| - | - | - | 12 | 13 | -1 | - | - | - | 7 |
| 100,0 | x | x | 101,0 | 101,1 | 88,9 | x | x | x | 8 |
| 28 | 4 | 1 | 5296 | 5246 | 46 | 4 | - | - | 9 |
| 28 | 3 | 1 | 5220 | 5166 | 50 | 4 | - | - | 10 |
| - | -1 | - | -76 | -80 | 4 | - | - | - | 11 |
| 100,0 | 75,0 | 100,0 | 98,6 | 98,5 | 108,7 | 100,0 | x | x | 12 |
| 1 | - | - | 525 | 520 | 5 | - | - | - | 13 |
| 1 | - | - | 535 | 528 | 7 | - | - | - | 14 |
| - | - | - | 10 | 8 | 2 | - | - | - | 15 |
| 100,0 | x | x | 101,9 | 101,5 | 140,0 | x | x | x | 16 |
| 2 | - | - | 397 | 391 | 6 | - | - | - | 17 |
| 2 | - | - | 401 | 396 | 5 | - | - | - | 18 |
| - | - | - | 4 | 5 | -1 | - | - | - | 19 |
| 100,0 | x | x | 101,0 | 101,3 | 83,3 | x | x | x | 20 |
| - | 1 | - | 599 | 589 | 10 | - | - | - | 21 |
| - | 1 | - | 612 | 601 | 11 | - | - | - | 22 |
| - | - | - | 13 | 12 | 1 | - | - | - | 23 |
| x | 100,0 | x | 102,2 | 102,0 | 110,0 | x | x | x | 24 |
| 1 | - | - | 335 | 335 | - | - | - | - | 25 |
| 1 | - | - | 331 | 331 | - | - | - | - | 26 |
| - | - | - | -4 | -4 | - | - | - | - | 27 |
| 100,0 | x | x | 98,8 | 98,8 | x | x | x | x | 28 |
| - | - | - | 94 | 93 | 1 | - | - | - | 29 |
| - | - | - | 101 | 99 | 2 | - | - | - | 30 |
| - | - | - | 7 | 6 | 1 | - | - | - | 31 |
| x | x | x | 107,4 | 106,5 | 200,0 | x | x | x | 32 |
| 359 | 45 | 10 | 81356 | 80549 | 774 | 30 | 3 | - | 33 |
| 362 | 44 | 10 | 81910 | 81098 | 778 | 31 | 3 | - | 34 |
| 3 | -1 | - | 554 | 549 | 4 | 1 | - | - | 35 |
| 100,8 | 97,8 | 100,0 | 100,7 | 100,7 | 100,5 | 103,3 | 100,0 | x | 36 |
| 35 | 6 | 2 | 9447 | 9352 | 93 | 2 | - | - | 37 |
| 36 | 6 | 2 | 9517 | 9422 | 93 | 2 | - | - | 38 |
| 1 | - | - | 70 | 70 | - | - | - | - | 39 |
| 102,9 | 100,0 | 100,0 | 100,7 | 100,7 | 100,0 | 100,0 | x | x | 40 |
| 10 | 1 | - | 2239 | 2212 | 25 | 2 | - | - | 41 |
| 10 | 1 | - | 2237 | 2212 | 23 | 2 | - | - | 42 |
| - | - | - | -2 | - | -2 | - | - | - | 43 |
| 100,0 | 100,0 | x | 99,9 | 100,0 | 92,0 | 100,0 | x | x | 44 |

TABL. 2. **PODMIOTY GOSPODARKI NARODOWEJ WEDŁUG PRZEWIDYWANEJ LICZBY PRACUJĄCYCH¹ ORAZ ENTITIES OF THE NATIONAL ECONOMY BY EXPECTED NUMBER OF EMPLOYED PERSONS¹ AND BY**

| Lp. No. | WYSZCZEGÓLNIENIE SPECIFICATION a – 31 XII 2013 b – 31 XII 2014 c – przyrost/spadek increase/decrease d – 2013 = 100 | Ogółem Total | | | | | |
|--|---|-----------------|---|--------------|-------------|--------------|--|
| | | ogółem total | 0–9 pracujących employed persons | 10–49 | 50–249 | 250–999 | 1000 pracujących i więcej employed persons and more |
| PODREGION WARSZAWSKI ZACHODNI (cd.) | | | | | | | |
| SUBREGION WARSZAWSKI ZACHODNI (cont.) | | | | | | | |
| Powiat grodziski (dok.) | | | | | | | |
| Powiat grodziski (cont.) | | | | | | | |
| 1 | M. Podkowa Leśna | a | 881 | 838 | 39 | 4 | – |
| 2 | | b | 866 | 821 | 41 | 4 | – |
| 3 | | c | -15 | -17 | 2 | – | – |
| 4 | | d | 98,3 | 98,0 | 105,1 | 100,0 | x |
| 5 | Gm. m-w. Grodzisk Mazowiecki | a | 5755 | 5563 | 152 | 32 | 6 |
| 6 | | b | 5944 | 5755 | 149 | 32 | 6 |
| 7 | | c | 189 | 192 | -3 | – | – |
| 8 | | d | 103,3 | 103,5 | 98,0 | 100,0 | 100,0 |
| 9 | Gm. w. Baranów | a | 356 | 336 | 20 | – | – |
| 10 | | b | 358 | 337 | 21 | – | – |
| 11 | | c | 2 | 1 | 1 | – | – |
| 12 | | d | 100,6 | 100,3 | 105,0 | x | x |
| 13 | Gm. w. Jaktorów | a | 1146 | 1117 | 26 | 3 | – |
| 14 | | b | 1159 | 1130 | 26 | 3 | – |
| 15 | | c | 13 | 13 | – | – | – |
| 16 | | d | 101,1 | 101,2 | 100,0 | 100,0 | x |
| 17 | Gm. w. Żabia Wola | a | 932 | 901 | 29 | 2 | – |
| 18 | | b | 951 | 919 | 30 | 2 | – |
| 19 | | c | 19 | 18 | 1 | – | – |
| 20 | | d | 102,0 | 102,0 | 103,4 | 100,0 | x |
| 21 | Powiat grójecki | a | 8590 | 8245 | 296 | 45 | 4 |
| 22 | Powiat grójecki | b | 8699 | 8356 | 294 | 45 | 4 |
| 23 | | c | 109 | 111 | -2 | – | – |
| 24 | | d | 101,3 | 101,3 | 99,3 | 100,0 | 100,0 |
| 25 | Gm. m-w. Grójec | a | 3452 | 3318 | 109 | 22 | 3 |
| 26 | | b | 3456 | 3328 | 104 | 21 | 3 |
| 27 | | c | 4 | 10 | -5 | -1 | – |
| 28 | | d | 100,1 | 100,3 | 95,4 | 95,5 | 100,0 |
| 29 | Gm. m-w. Mogielnica | a | 542 | 513 | 25 | 4 | – |
| 30 | | b | 560 | 531 | 25 | 4 | – |
| 31 | | c | 18 | 18 | – | – | – |
| 32 | | d | 103,3 | 103,5 | 100,0 | 100,0 | x |
| 33 | Gm. m-w. Nowe Miasto nad Pilicą..... | a | 567 | 541 | 19 | 6 | 1 |
| 34 | | b | 563 | 538 | 18 | 6 | 1 |
| 35 | | c | -4 | -3 | -1 | – | – |
| 36 | | d | 99,3 | 99,4 | 94,7 | 100,0 | 100,0 |
| 37 | Gm. m-w. Warka | a | 1493 | 1428 | 58 | 7 | – |
| 38 | | b | 1534 | 1466 | 61 | 7 | – |
| 39 | | c | 41 | 38 | 3 | – | – |
| 40 | | d | 102,7 | 102,7 | 105,2 | 100,0 | x |
| 41 | Gm. w. Belsk Duży | a | 445 | 428 | 16 | 1 | – |
| 42 | | b | 452 | 435 | 16 | 1 | – |
| 43 | | c | 7 | 7 | – | – | – |
| 44 | | d | 101,6 | 101,6 | 100,0 | 100,0 | x |

1 Przewidywana liczba pracujących podawana przy pierwszym zgłoszeniu o wpis do rejestru REGON. Nie ma ustawowego

1 Expected number of employed persons declared at the moment of registration to REGON register. There is no legal obligation

PODREGIONÓW, POWIATÓW I GMIN (cd.)

SUBREGIONS, POWIATS AND GMINAS (cont.)

| Sektor publiczny <i>Public sector</i> | | | | | | Sektor <i>Private</i> | | |
|--|---|-------------|-------------|--------------|---|--------------------------|---|-------------|
| razem <i>total</i> | 0–9 pracujących <i>employed persons</i> | 10–49 | 50–249 | 250–999 | 1000 pracujących i więcej <i>employed persons and more</i> | razem <i>total</i> | 0–9 pracujących <i>employed persons</i> | 10–49 |
| 12 | 5 | 5 | 2 | – | – | 869 | 833 | 34 |
| 12 | 5 | 5 | 2 | – | – | 854 | 816 | 36 |
| – | – | – | – | – | – | -15 | -17 | 2 |
| 100,0 | 100,0 | 100,0 | 100,0 | x | x | 98,3 | 98,0 | 105,9 |
| 80 | 53 | 14 | 12 | 1 | – | 5675 | 5510 | 138 |
| 78 | 53 | 13 | 11 | 1 | – | 5863 | 5699 | 136 |
| -2 | – | -1 | -1 | – | – | 188 | 189 | -2 |
| 97,5 | 100,0 | 92,9 | 91,7 | 100,0 | x | 103,3 | 103,4 | 98,6 |
| 17 | 4 | 13 | – | – | – | 339 | 332 | 7 |
| 17 | 3 | 14 | – | – | – | 341 | 334 | 7 |
| – | -1 | 1 | – | – | – | 2 | 2 | – |
| 100,0 | 75,0 | 107,7 | x | x | x | 100,6 | 100,6 | 100,0 |
| 13 | 6 | 5 | 2 | – | – | 1133 | 1111 | 21 |
| 13 | 6 | 5 | 2 | – | – | 1145 | 1123 | 21 |
| – | – | – | – | – | – | 12 | 12 | – |
| 100,0 | 100,0 | 100,0 | 100,0 | x | x | 101,1 | 101,1 | 100,0 |
| 10 | 5 | 5 | – | – | – | 922 | 896 | 24 |
| 10 | 5 | 5 | – | – | – | 941 | 914 | 25 |
| – | – | – | – | – | – | 19 | 18 | 1 |
| 100,0 | 100,0 | 100,0 | x | x | x | 102,1 | 102,0 | 104,2 |
| 245 | 122 | 97 | 24 | 2 | – | 8345 | 8123 | 199 |
| 242 | 121 | 96 | 23 | 2 | – | 8456 | 8234 | 198 |
| -3 | -1 | -1 | -1 | – | – | 111 | 111 | -1 |
| 98,8 | 99,2 | 99,0 | 95,8 | 100,0 | x | 101,3 | 101,4 | 99,5 |
| 64 | 30 | 20 | 13 | 1 | – | 3388 | 3288 | 89 |
| 64 | 30 | 20 | 13 | 1 | – | 3391 | 3297 | 84 |
| – | – | – | – | – | – | 3 | 9 | -5 |
| 100,0 | 100,0 | 100,0 | 100,0 | 100,0 | x | 100,1 | 100,3 | 94,4 |
| 20 | 10 | 7 | 3 | – | – | 522 | 503 | 18 |
| 20 | 10 | 7 | 3 | – | – | 540 | 521 | 18 |
| – | – | – | – | – | – | 18 | 18 | – |
| 100,0 | 100,0 | 100,0 | 100,0 | x | x | 103,4 | 103,6 | 100,0 |
| 19 | 9 | 7 | 2 | 1 | – | 548 | 532 | 12 |
| 17 | 8 | 6 | 2 | 1 | – | 546 | 530 | 12 |
| -2 | -1 | -1 | – | – | – | -2 | -2 | – |
| 89,5 | 88,9 | 85,7 | 100,0 | 100,0 | x | 99,6 | 99,6 | 100,0 |
| 51 | 27 | 19 | 5 | – | – | 1442 | 1401 | 39 |
| 50 | 27 | 19 | 4 | – | – | 1484 | 1439 | 42 |
| -1 | – | – | -1 | – | – | 42 | 38 | 3 |
| 98,0 | 100,0 | 100,0 | 80,0 | x | x | 102,9 | 102,7 | 107,7 |
| 13 | 5 | 8 | – | – | – | 432 | 423 | 8 |
| 13 | 5 | 8 | – | – | – | 439 | 430 | 8 |
| – | – | – | – | – | – | 7 | 7 | – |
| 100,0 | 100,0 | 100,0 | x | x | x | 101,6 | 101,7 | 100,0 |

obowiązku aktualizacji tej informacji przez podmiot.
to update this information by the entity.

| prywatny sector | | | | | | | | | Lp. No. |
|--------------------|--------------|--|--|---|-------------|--------------|----------|--|------------|
| 50-249 | 250-999 | 1000 pracujących i więcej employed persons and more | w tym osoby fizyczne prowadzące działalność gospodarczą of which natural persons conducting economic activity | | | | | | |
| | | | razem total | 0-9 pracujących employed persons | 10-49 | 50-249 | 250-999 | 1000 pracujących i więcej employed persons and more | |
| 2 | - | - | 675 | 658 | 17 | - | - | - | 1 |
| 2 | - | - | 658 | 640 | 18 | - | - | - | 2 |
| - | - | - | -17 | -18 | 1 | - | - | - | 3 |
| 100,0 | x | x | 97,5 | 97,3 | 105,9 | x | x | x | 4 |
| 20 | 5 | 2 | 4480 | 4449 | 31 | - | - | - | 5 |
| 21 | 5 | 2 | 4559 | 4528 | 31 | - | - | - | 6 |
| 1 | - | - | 79 | 79 | - | - | - | - | 7 |
| 105,0 | 100,0 | 100,0 | 101,8 | 101,8 | 100,0 | x | x | x | 8 |
| - | - | - | 298 | 295 | 3 | - | - | - | 9 |
| - | - | - | 295 | 292 | 3 | - | - | - | 10 |
| - | - | - | -3 | -3 | - | - | - | - | 11 |
| x | x | x | 99,0 | 99,0 | 100,0 | x | x | x | 12 |
| 1 | - | - | 971 | 964 | 7 | - | - | - | 13 |
| 1 | - | - | 975 | 968 | 7 | - | - | - | 14 |
| - | - | - | 4 | 4 | - | - | - | - | 15 |
| 100,0 | x | x | 100,4 | 100,4 | 100,0 | x | x | x | 16 |
| 2 | - | - | 784 | 774 | 10 | - | - | - | 17 |
| 2 | - | - | 793 | 782 | 11 | - | - | - | 18 |
| - | - | - | 9 | 8 | 1 | - | - | - | 19 |
| 100,0 | x | x | 101,1 | 101,0 | 110,0 | x | x | x | 20 |
| 21 | 2 | - | 6542 | 6482 | 58 | 2 | - | - | 21 |
| 22 | 2 | - | 6571 | 6515 | 53 | 3 | - | - | 22 |
| 1 | - | - | 29 | 33 | -5 | 1 | - | - | 23 |
| 104,8 | 100,0 | x | 100,4 | 100,5 | 91,4 | 150,0 | x | x | 24 |
| 9 | 2 | - | 2613 | 2589 | 23 | 1 | - | - | 25 |
| 8 | 2 | - | 2588 | 2569 | 18 | 1 | - | - | 26 |
| -1 | - | - | -25 | -20 | -5 | - | - | - | 27 |
| 88,9 | 100,0 | x | 99,0 | 99,2 | 78,3 | 100,0 | x | x | 28 |
| 1 | - | - | 416 | 406 | 10 | - | - | - | 29 |
| 1 | - | - | 428 | 419 | 9 | - | - | - | 30 |
| - | - | - | 12 | 13 | -1 | - | - | - | 31 |
| 100,0 | x | x | 102,9 | 103,2 | 90,0 | x | x | x | 32 |
| 4 | - | - | 426 | 421 | 4 | 1 | - | - | 33 |
| 4 | - | - | 422 | 417 | 4 | 1 | - | - | 34 |
| - | - | - | -4 | -4 | - | - | - | - | 35 |
| 100,0 | x | x | 99,1 | 99,0 | 100,0 | 100,0 | x | x | 36 |
| 2 | - | - | 1131 | 1122 | 9 | - | - | - | 37 |
| 3 | - | - | 1153 | 1143 | 9 | 1 | - | - | 38 |
| 1 | - | - | 22 | 21 | - | 1 | - | - | 39 |
| 150,0 | x | x | 101,9 | 101,9 | 100,0 | x | x | x | 40 |
| 1 | - | - | 318 | 315 | 3 | - | - | - | 41 |
| 1 | - | - | 319 | 316 | 3 | - | - | - | 42 |
| - | - | - | 1 | 1 | - | - | - | - | 43 |
| 100,0 | x | x | 100,3 | 100,3 | 100,0 | x | x | x | 44 |

TABL. 2. **PODMIOTY GOSPODARKI NARODOWEJ WEDŁUG PRZEWIDYWANEJ LICZBY PRACUJĄCYCH¹ ORAZ ENTITIES OF THE NATIONAL ECONOMY BY EXPECTED NUMBER OF EMPLOYED PERSONS¹ AND BY**

| Lp. No. | WYSZCZEGÓLNIENIE SPECIFICATION a – 31 XII 2013 b – 31 XII 2014 c – przyrost/spadek increase/decrease d – 2013 = 100 | Ogółem Total | | | | | |
|--|---|-----------------|---|--------------|--------------|--------------|--|
| | | ogółem total | 0–9 pracujących employed persons | 10–49 | 50–249 | 250–999 | 1000 pracujących i więcej employed persons and more |
| PODREGION WARSZAWSKI ZACHODNI (cd.) | | | | | | | |
| SUBREGION WARSZAWSKI ZACHODNI (cont.) | | | | | | | |
| Powiat grójecki (dok.) | | | | | | | |
| Powiat grójecki (cont.) | | | | | | | |
| 1 | Gm. w. Błędów a | 548 | 528 | 19 | 1 | – | – |
| 2 | b | 549 | 529 | 19 | 1 | – | – |
| 3 | c | 1 | 1 | – | – | – | – |
| 4 | d | 100,2 | 100,2 | 100,0 | 100,0 | x | x |
| 5 | Gm. w. Chynów a | 689 | 663 | 25 | 1 | – | – |
| 6 | b | 691 | 666 | 24 | 1 | – | – |
| 7 | c | 2 | 3 | -1 | – | – | – |
| 8 | d | 100,3 | 100,5 | 96,0 | 100,0 | x | x |
| 9 | Gm. w. Goszczyn a | 185 | 181 | 4 | – | – | – |
| 10 | b | 196 | 191 | 4 | 1 | – | – |
| 11 | c | 11 | 10 | – | 1 | – | – |
| 12 | d | 105,9 | 105,5 | 100,0 | x | x | x |
| 13 | Gm. w. Jasieniec a | 324 | 311 | 11 | 2 | – | – |
| 14 | b | 340 | 327 | 11 | 2 | – | – |
| 15 | c | 16 | 16 | – | – | – | – |
| 16 | d | 104,9 | 105,1 | 100,0 | 100,0 | x | x |
| 17 | Gm. w. Pniewy a | 345 | 334 | 10 | 1 | – | – |
| 18 | b | 358 | 345 | 12 | 1 | – | – |
| 19 | c | 13 | 11 | 2 | – | – | – |
| 20 | d | 103,8 | 103,3 | 120,0 | 100,0 | x | x |
| 21 | Powiat piaseczyński a | 28313 | 27336 | 818 | 144 | 12 | 3 |
| 22 | Powiat piaseczyński b | 29307 | 28286 | 860 | 145 | 12 | 4 |
| 23 | c | 994 | 950 | 42 | 1 | – | 1 |
| 24 | d | 103,5 | 103,5 | 105,1 | 100,7 | 100,0 | 133,3 |
| 25 | Gm. m-w. Góra Kalwaria a | 3105 | 2993 | 94 | 16 | 2 | – |
| 26 | b | 3147 | 3029 | 100 | 16 | 2 | – |
| 27 | c | 42 | 36 | 6 | – | – | – |
| 28 | d | 101,4 | 101,2 | 106,4 | 100,0 | 100,0 | x |
| 29 | Gm. m-w. Konstancin-Jeziorna a | 3899 | 3739 | 135 | 22 | 3 | – |
| 30 | b | 3987 | 3819 | 143 | 22 | 3 | – |
| 31 | c | 88 | 80 | 8 | – | – | – |
| 32 | d | 102,3 | 102,1 | 105,9 | 100,0 | 100,0 | x |
| 33 | Gm. m-w. Piaseczno a | 13025 | 12543 | 397 | 78 | 5 | 2 |
| 34 | b | 13392 | 12890 | 416 | 79 | 4 | 3 |
| 35 | c | 367 | 347 | 19 | 1 | -1 | 1 |
| 36 | d | 102,8 | 102,8 | 104,8 | 101,3 | 80,0 | 150,0 |
| 37 | Gm. m-w. Tarczyn..... a | 1292 | 1252 | 36 | 4 | – | – |
| 38 | b | 1291 | 1254 | 34 | 3 | – | – |
| 39 | c | -1 | 2 | -2 | -1 | – | – |
| 40 | d | 99,9 | 100,2 | 94,4 | 75,0 | x | x |
| 41 | Gm. w. Lesznowola a | 5921 | 5761 | 133 | 24 | 2 | 1 |
| 42 | b | 6375 | 6203 | 143 | 25 | 3 | 1 |
| 43 | c | 454 | 442 | 10 | 1 | 1 | – |
| 44 | d | 107,7 | 107,7 | 107,5 | 104,2 | 150,0 | 100,0 |

1 Przewidywana liczba pracujących podawana przy pierwszym zgłoszeniu o wpis do rejestru REGON. Nie ma ustawowego

1 Expected number of employed persons declared at the moment of registration to REGON register. There is no legal obligation

PODREGIONÓW, POWIATÓW I GMIN (cd.)

SUBREGIONS, POWIATS AND GMINAS (cont.)

| Sektor publiczny <i>Public sector</i> | | | | | | Sektor <i>Private</i> | | |
|--|---|-------------|--------------|--------------|---|--------------------------|---|--------------|
| razem <i>total</i> | 0–9 pracujących <i>employed persons</i> | 10–49 | 50–249 | 250–999 | 1000 pracujących i więcej <i>employed persons and more</i> | razem <i>total</i> | 0–9 pracujących <i>employed persons</i> | 10–49 |
| 16 | 8 | 8 | – | – | – | 532 | 520 | 11 |
| 16 | 8 | 8 | – | – | – | 533 | 521 | 11 |
| – | – | – | – | – | – | 1 | 1 | – |
| 100,0 | 100,0 | 100,0 | x | x | x | 100,2 | 100,2 | 100,0 |
| 21 | 9 | 12 | – | – | – | 668 | 654 | 13 |
| 21 | 9 | 12 | – | – | – | 670 | 657 | 12 |
| – | – | – | – | – | – | 2 | 3 | -1 |
| 100,0 | 100,0 | 100,0 | x | x | x | 100,3 | 100,5 | 92,3 |
| 11 | 8 | 3 | – | – | – | 174 | 173 | 1 |
| 11 | 8 | 3 | – | – | – | 185 | 183 | 1 |
| – | – | – | – | – | – | 11 | 10 | – |
| 100,0 | 100,0 | 100,0 | x | x | x | 106,3 | 105,8 | 100,0 |
| 15 | 8 | 7 | – | – | – | 309 | 303 | 4 |
| 15 | 8 | 7 | – | – | – | 325 | 319 | 4 |
| – | – | – | – | – | – | 16 | 16 | – |
| 100,0 | 100,0 | 100,0 | x | x | x | 105,2 | 105,3 | 100,0 |
| 15 | 8 | 6 | 1 | – | – | 330 | 326 | 4 |
| 15 | 8 | 6 | 1 | – | – | 343 | 337 | 6 |
| – | – | – | – | – | – | 13 | 11 | 2 |
| 100,0 | 100,0 | 100,0 | 100,0 | x | x | 103,9 | 103,4 | 150,0 |
| 294 | 136 | 100 | 55 | 3 | – | 28019 | 27200 | 718 |
| 291 | 136 | 97 | 55 | 3 | – | 29008 | 28142 | 763 |
| -3 | – | -3 | – | – | – | 989 | 942 | 45 |
| 99,0 | 100,0 | 97,0 | 100,0 | 100,0 | x | 103,5 | 103,5 | 106,3 |
| 55 | 31 | 17 | 6 | 1 | – | 3050 | 2962 | 77 |
| 54 | 31 | 16 | 6 | 1 | – | 3092 | 2997 | 84 |
| -1 | – | -1 | – | – | – | 42 | 35 | 7 |
| 98,2 | 100,0 | 94,1 | 100,0 | 100,0 | x | 101,4 | 101,2 | 109,1 |
| 75 | 36 | 31 | 7 | 1 | – | 3824 | 3703 | 104 |
| 77 | 38 | 31 | 7 | 1 | – | 3909 | 3780 | 112 |
| 2 | 2 | – | – | – | – | 85 | 77 | 8 |
| 102,7 | 105,6 | 100,0 | 100,0 | 100,0 | x | 102,2 | 102,1 | 107,7 |
| 101 | 36 | 32 | 32 | 1 | – | 12924 | 12507 | 365 |
| 97 | 35 | 30 | 31 | 1 | – | 13291 | 12851 | 386 |
| -4 | -1 | -2 | -1 | – | – | 367 | 344 | 21 |
| 96,0 | 97,2 | 93,8 | 96,9 | 100,0 | x | 102,8 | 102,8 | 105,8 |
| 23 | 13 | 8 | 2 | – | – | 1269 | 1239 | 28 |
| 22 | 12 | 8 | 2 | – | – | 1269 | 1242 | 26 |
| -1 | -1 | – | – | – | – | – | 3 | -2 |
| 95,7 | 92,3 | 100,0 | 100,0 | x | x | 100,0 | 100,2 | 92,9 |
| 28 | 15 | 5 | 8 | – | – | 5893 | 5746 | 128 |
| 29 | 15 | 5 | 9 | – | – | 6344 | 6186 | 138 |
| 1 | – | – | 1 | – | – | 451 | 440 | 10 |
| 103,6 | 100,0 | 100,0 | 112,5 | x | x | 107,7 | 107,7 | 107,8 |

obowiązku aktualizacji tej informacji przez podmiot.
to update this information by the entity.

| prywatny sector | | | | | | | | | Lp. No. |
|--------------------|--------------|--|--|---|--------------|--------------|--------------|--|------------|
| 50-249 | 250-999 | 1000 pracujących i więcej employed persons and more | w tym osoby fizyczne prowadzące działalność gospodarczą of which natural persons conducting economic activity | | | | | | |
| | | | razem total | 0-9 pracujących employed persons | 10-49 | 50-249 | 250-999 | 1000 pracujących i więcej employed persons and more | |
| 1 | - | - | 429 | 425 | 4 | - | - | - | 1 |
| 1 | - | - | 426 | 422 | 4 | - | - | - | 2 |
| - | - | - | -3 | -3 | - | - | - | - | 3 |
| 100,0 | x | x | 99,3 | 99,3 | 100,0 | x | x | x | 4 |
| 1 | - | - | 558 | 555 | 3 | - | - | - | 5 |
| 1 | - | - | 555 | 553 | 2 | - | - | - | 6 |
| - | - | - | -3 | -2 | -1 | - | - | - | 7 |
| 100,0 | x | x | 99,5 | 99,6 | 66,7 | x | x | x | 8 |
| - | - | - | 148 | 148 | - | - | - | - | 9 |
| 1 | - | - | 155 | 155 | - | - | - | - | 10 |
| 1 | - | - | 7 | 7 | - | - | - | - | 11 |
| x | x | x | 104,7 | 104,7 | x | x | x | x | 12 |
| 2 | - | - | 245 | 245 | - | - | - | - | 13 |
| 2 | - | - | 258 | 258 | - | - | - | - | 14 |
| - | - | - | 13 | 13 | - | - | - | - | 15 |
| 100,0 | x | x | 105,3 | 105,3 | x | x | x | x | 16 |
| - | - | - | 258 | 256 | 2 | - | - | - | 17 |
| - | - | - | 267 | 263 | 4 | - | - | - | 18 |
| - | - | - | 9 | 7 | 2 | - | - | - | 19 |
| x | x | x | 103,5 | 102,7 | 200,0 | x | x | x | 20 |
| 89 | 9 | 3 | 19602 | 19439 | 156 | 6 | 1 | - | 21 |
| 90 | 9 | 4 | 19968 | 19796 | 164 | 7 | 1 | - | 22 |
| 1 | - | 1 | 366 | 357 | 8 | 1 | - | - | 23 |
| 101,1 | 100,0 | 133,3 | 101,9 | 101,8 | 105,1 | 116,7 | 100,0 | x | 24 |
| 10 | 1 | - | 2427 | 2408 | 18 | - | 1 | - | 25 |
| 10 | 1 | - | 2456 | 2434 | 21 | - | 1 | - | 26 |
| - | - | - | 29 | 26 | 3 | - | - | - | 27 |
| 100,0 | 100,0 | x | 101,2 | 101,1 | 116,7 | x | 100,0 | x | 28 |
| 15 | 2 | - | 2874 | 2839 | 35 | - | - | - | 29 |
| 15 | 2 | - | 2915 | 2876 | 38 | 1 | - | - | 30 |
| - | - | - | 41 | 37 | 3 | 1 | - | - | 31 |
| 100,0 | 100,0 | x | 101,4 | 101,3 | 108,6 | x | x | x | 32 |
| 46 | 4 | 2 | 9411 | 9332 | 76 | 3 | - | - | 33 |
| 48 | 3 | 3 | 9543 | 9461 | 79 | 3 | - | - | 34 |
| 2 | -1 | 1 | 132 | 129 | 3 | - | - | - | 35 |
| 104,3 | 75,0 | 150,0 | 101,4 | 101,4 | 103,9 | 100,0 | x | x | 36 |
| 2 | - | - | 1027 | 1020 | 7 | - | - | - | 37 |
| 1 | - | - | 1014 | 1009 | 5 | - | - | - | 38 |
| -1 | - | - | -13 | -11 | -2 | - | - | - | 39 |
| 50,0 | x | x | 98,7 | 98,9 | 71,4 | x | x | x | 40 |
| 16 | 2 | 1 | 2965 | 2945 | 17 | 3 | - | - | 41 |
| 16 | 3 | 1 | 3112 | 3091 | 18 | 3 | - | - | 42 |
| - | 1 | - | 147 | 146 | 1 | - | - | - | 43 |
| 100,0 | 150,0 | 100,0 | 105,0 | 105,0 | 105,9 | 100,0 | x | x | 44 |

TABL. 2. **PODMIOTY GOSPODARKI NARODOWEJ WEDŁUG PRZEWIDYWANEJ LICZBY PRACUJĄCYCH¹ ORAZ ENTITIES OF THE NATIONAL ECONOMY BY EXPECTED NUMBER OF EMPLOYED PERSONS¹ AND BY**

| Lp. No. | WYSZCZEGÓLNIENIE SPECIFICATION a – 31 XII 2013 b – 31 XII 2014 c – przyrost/spadek increase/decrease d – 2013 = 100 | Ogółem Total | | | | | |
|--|---|-----------------|---|--------------|--------------|--------------|--|
| | | ogółem total | 0–9 pracujących employed persons | 10–49 | 50–249 | 250–999 | 1000 pracujących i więcej employed persons and more |
| PODREGION WARSZAWSKI ZACHODNI (cd.) | | | | | | | |
| SUBREGION WARSZAWSKI ZACHODNI (cont.) | | | | | | | |
| Powiat piaseczyński (dok.) | | | | | | | |
| Powiat piaseczyński (cont.) | | | | | | | |
| 1 | Gm. w. Prażmów | a | 1071 | 1048 | 23 | – | – |
| 2 | | b | 1115 | 1091 | 24 | – | – |
| 3 | | c | 44 | 43 | 1 | – | – |
| 4 | | d | 104,1 | 104,1 | 104,3 | x | x |
| 5 | Powiat pruszkowski | a | 26247 | 25254 | 836 | 139 | 15 |
| 6 | Powiat pruszkowski | b | 26627 | 25621 | 846 | 142 | 16 |
| 7 | | c | 380 | 367 | 10 | 3 | 1 |
| 8 | | d | 101,4 | 101,5 | 101,2 | 102,2 | 106,7 |
| 9 | M. Piastów | a | 3514 | 3417 | 85 | 12 | – |
| 10 | | b | 3525 | 3428 | 84 | 13 | – |
| 11 | | c | 11 | 11 | -1 | 1 | – |
| 12 | | d | 100,3 | 100,3 | 98,8 | 108,3 | x |
| 13 | M. Pruszków | a | 8846 | 8532 | 251 | 57 | 5 |
| 14 | | b | 8948 | 8635 | 251 | 56 | 5 |
| 15 | | c | 102 | 103 | – | -1 | – |
| 16 | | d | 101,2 | 101,2 | 100,0 | 98,2 | 100,0 |
| 17 | Gm. m-w. Brwinów | a | 4020 | 3901 | 104 | 12 | 3 |
| 18 | | b | 4038 | 3909 | 112 | 14 | 3 |
| 19 | | c | 18 | 8 | 8 | 2 | – |
| 20 | | d | 100,4 | 100,2 | 107,7 | 116,7 | 100,0 |
| 21 | Gm. w. Michałowice | a | 3533 | 3349 | 157 | 24 | 3 |
| 22 | | b | 3561 | 3371 | 162 | 25 | 3 |
| 23 | | c | 28 | 22 | 5 | 1 | – |
| 24 | | d | 100,8 | 100,7 | 103,2 | 104,2 | 100,0 |
| 25 | Gm. w. Nadarzyn | a | 2202 | 2103 | 81 | 16 | 2 |
| 26 | | b | 2325 | 2229 | 78 | 16 | 2 |
| 27 | | c | 123 | 126 | -3 | – | – |
| 28 | | d | 105,6 | 106,0 | 96,3 | 100,0 | 100,0 |
| 29 | Gm. w. Raszyn | a | 4132 | 3952 | 158 | 18 | 2 |
| 30 | | b | 4230 | 4049 | 159 | 18 | 3 |
| 31 | | c | 98 | 97 | 1 | – | 1 |
| 32 | | d | 102,4 | 102,5 | 100,6 | 100,0 | 150,0 |
| 33 | Powiat sochaczewski | a | 8690 | 8311 | 309 | 61 | 7 |
| 34 | Powiat sochaczewski | b | 8653 | 8271 | 313 | 61 | 7 |
| 35 | | c | -37 | -40 | 4 | – | – |
| 36 | | d | 99,6 | 99,5 | 101,3 | 100,0 | 100,0 |
| 37 | M. Sochaczew | a | 4712 | 4524 | 143 | 39 | 5 |
| 38 | | b | 4655 | 4467 | 143 | 40 | 5 |
| 39 | | c | -57 | -57 | – | 1 | – |
| 40 | | d | 98,8 | 98,7 | 100,0 | 102,6 | 100,0 |
| 41 | Gm. w. Brochów | a | 392 | 376 | 15 | 1 | – |
| 42 | | b | 382 | 367 | 14 | 1 | – |
| 43 | | c | -10 | -9 | -1 | – | – |
| 44 | | d | 97,4 | 97,6 | 93,3 | 100,0 | x |

1 Przewidywana liczba pracujących podawana przy pierwszym zgłoszeniu o wpis do rejestru REGON. Nie ma ustawowego

1 Expected number of employed persons declared at the moment of registration to REGON register. There is no legal obligation

PODREGIONÓW, POWIATÓW I GMIN (cd.)

SUBREGIONS, POWIATS AND GMINAS (cont.)

| Sektor publiczny <i>Public sector</i> | | | | | | Sektor <i>Private</i> | | |
|--|---|-------------|--------------|--------------|---|--------------------------|---|--------------|
| razem <i>total</i> | 0–9 pracujących <i>employed persons</i> | 10–49 | 50–249 | 250–999 | 1000 pracujących i więcej <i>employed persons and more</i> | razem <i>total</i> | 0–9 pracujących <i>employed persons</i> | 10–49 |
| 12 | 5 | 7 | – | – | – | 1059 | 1043 | 16 |
| 12 | 5 | 7 | – | – | – | 1103 | 1086 | 17 |
| – | – | – | – | – | – | 44 | 43 | 1 |
| 100,0 | 100,0 | 100,0 | x | x | x | 104,2 | 104,1 | 106,3 |
| 230 | 83 | 89 | 51 | 5 | 2 | 26017 | 25171 | 747 |
| 227 | 80 | 88 | 52 | 6 | 1 | 26392 | 25533 | 758 |
| -3 | -3 | -1 | 1 | 1 | -1 | 375 | 362 | 11 |
| 98,7 | 96,4 | 98,9 | 102,0 | 120,0 | 50,0 | 101,4 | 101,4 | 101,5 |
| 26 | 7 | 14 | 5 | – | – | 3488 | 3410 | 71 |
| 25 | 6 | 13 | 6 | – | – | 3500 | 3422 | 71 |
| -1 | -1 | -1 | 1 | – | – | 12 | 12 | – |
| 96,2 | 85,7 | 92,9 | 120,0 | x | x | 100,3 | 100,4 | 100,0 |
| 102 | 45 | 31 | 22 | 3 | 1 | 8744 | 8487 | 220 |
| 101 | 44 | 31 | 22 | 3 | 1 | 8844 | 8588 | 220 |
| -1 | -1 | – | – | – | – | 100 | 101 | – |
| 99,0 | 97,8 | 100,0 | 100,0 | 100,0 | 100,0 | 101,1 | 101,2 | 100,0 |
| 34 | 8 | 16 | 9 | 1 | – | 3986 | 3893 | 88 |
| 34 | 8 | 16 | 9 | 1 | – | 4003 | 3900 | 96 |
| – | – | – | – | – | – | 17 | 7 | 8 |
| 100,0 | 100,0 | 100,0 | 100,0 | 100,0 | x | 100,4 | 100,2 | 109,1 |
| 21 | 5 | 7 | 9 | – | – | 3512 | 3344 | 150 |
| 20 | 5 | 6 | 9 | – | – | 3540 | 3365 | 156 |
| -1 | – | -1 | – | – | – | 28 | 21 | 6 |
| 95,2 | 100,0 | 85,7 | 100,0 | x | x | 100,8 | 100,6 | 104,0 |
| 24 | 11 | 11 | 2 | – | – | 2178 | 2092 | 70 |
| 25 | 11 | 12 | 2 | – | – | 2298 | 2216 | 66 |
| 1 | – | 1 | – | – | – | 120 | 124 | -4 |
| 104,2 | 100,0 | 109,1 | 100,0 | x | x | 105,5 | 105,9 | 94,3 |
| 23 | 7 | 10 | 4 | 1 | 1 | 4109 | 3945 | 148 |
| 22 | 6 | 10 | 4 | 2 | – | 4207 | 4042 | 149 |
| -1 | -1 | – | – | 1 | -1 | 98 | 97 | 1 |
| 95,7 | 85,7 | 100,0 | 100,0 | 200,0 | x | 102,4 | 102,5 | 100,7 |
| 204 | 109 | 68 | 25 | 2 | – | 8486 | 8202 | 241 |
| 206 | 114 | 65 | 25 | 2 | – | 8447 | 8157 | 248 |
| 2 | 5 | -3 | – | – | – | -39 | -45 | 7 |
| 101,0 | 104,6 | 95,6 | 100,0 | 100,0 | x | 99,5 | 99,5 | 102,9 |
| 99 | 57 | 22 | 18 | 2 | – | 4613 | 4467 | 121 |
| 99 | 57 | 22 | 18 | 2 | – | 4556 | 4410 | 121 |
| – | – | – | – | – | – | -57 | -57 | – |
| 100,0 | 100,0 | 100,0 | 100,0 | 100,0 | x | 98,8 | 98,7 | 100,0 |
| 13 | 7 | 6 | – | – | – | 379 | 369 | 9 |
| 13 | 7 | 6 | – | – | – | 369 | 360 | 8 |
| – | – | – | – | – | – | -10 | -9 | -1 |
| 100,0 | 100,0 | 100,0 | x | x | x | 97,4 | 97,6 | 88,9 |

obowiązku aktualizacji tej informacji przez podmiot.
to update this information by the entity.

| prywatny sector | | | | | | | | | Lp. No. |
|--------------------|--------------|--|--|---|--------------|--------------|--------------|--|------------|
| 50-249 | 250-999 | 1000 pracujących i więcej employed persons and more | w tym osoby fizyczne prowadzące działalność gospodarczą of which natural persons conducting economic activity | | | | | | |
| | | | razem total | 0-9 pracujących employed persons | 10-49 | 50-249 | 250-999 | 1000 pracujących i więcej employed persons and more | |
| - | - | - | 898 | 895 | 3 | - | - | - | 1 |
| - | - | - | 928 | 925 | 3 | - | - | - | 2 |
| - | - | - | 30 | 30 | - | - | - | - | 3 |
| x | x | x | 103,3 | 103,4 | 100,0 | x | x | x | 4 |
| 88 | 10 | 1 | 19618 | 19405 | 203 | 9 | 1 | - | 5 |
| 90 | 10 | 1 | 19683 | 19471 | 203 | 8 | 1 | - | 6 |
| 2 | - | - | 65 | 66 | - | -1 | - | - | 7 |
| 102,3 | 100,0 | 100,0 | 100,3 | 100,3 | 100,0 | 88,9 | 100,0 | x | 8 |
| 7 | - | - | 2775 | 2746 | 29 | - | - | - | 9 |
| 7 | - | - | 2752 | 2724 | 28 | - | - | - | 10 |
| - | - | - | -23 | -22 | -1 | - | - | - | 11 |
| 100,0 | x | x | 99,2 | 99,2 | 96,6 | x | x | x | 12 |
| 35 | 2 | - | 6821 | 6761 | 56 | 4 | - | - | 13 |
| 34 | 2 | - | 6830 | 6770 | 57 | 3 | - | - | 14 |
| -1 | - | - | 9 | 9 | 1 | -1 | - | - | 15 |
| 97,1 | 100,0 | x | 100,1 | 100,1 | 101,8 | 75,0 | x | x | 16 |
| 3 | 2 | - | 3246 | 3223 | 23 | - | - | - | 17 |
| 5 | 2 | - | 3196 | 3172 | 23 | 1 | - | - | 18 |
| 2 | - | - | -50 | -51 | - | 1 | - | - | 19 |
| 166,7 | 100,0 | x | 98,5 | 98,4 | 100,0 | x | x | x | 20 |
| 15 | 3 | - | 2564 | 2514 | 47 | 2 | 1 | - | 21 |
| 16 | 3 | - | 2557 | 2506 | 48 | 2 | 1 | - | 22 |
| 1 | - | - | -7 | -8 | 1 | - | - | - | 23 |
| 106,7 | 100,0 | x | 99,7 | 99,7 | 102,1 | 100,0 | 100,0 | x | 24 |
| 14 | 2 | - | 1580 | 1566 | 12 | 2 | - | - | 25 |
| 14 | 2 | - | 1664 | 1652 | 10 | 2 | - | - | 26 |
| - | - | - | 84 | 86 | -2 | - | - | - | 27 |
| 100,0 | 100,0 | x | 105,3 | 105,5 | 83,3 | 100,0 | x | x | 28 |
| 14 | 1 | 1 | 2632 | 2595 | 36 | 1 | - | - | 29 |
| 14 | 1 | 1 | 2684 | 2647 | 37 | - | - | - | 30 |
| - | - | - | 52 | 52 | 1 | -1 | - | - | 31 |
| 100,0 | 100,0 | 100,0 | 102,0 | 102,0 | 102,8 | x | x | x | 32 |
| 36 | 5 | 2 | 6742 | 6645 | 89 | 7 | 1 | - | 33 |
| 36 | 5 | 1 | 6657 | 6557 | 92 | 7 | 1 | - | 34 |
| - | - | -1 | -85 | -88 | 3 | - | - | - | 35 |
| 100,0 | 100,0 | 50,0 | 98,7 | 98,7 | 103,4 | 100,0 | 100,0 | x | 36 |
| 21 | 3 | 1 | 3525 | 3484 | 38 | 3 | - | - | 37 |
| 22 | 3 | - | 3448 | 3407 | 37 | 4 | - | - | 38 |
| 1 | - | -1 | -77 | -77 | -1 | 1 | - | - | 39 |
| 104,8 | 100,0 | x | 97,8 | 97,8 | 97,4 | 133,3 | x | x | 40 |
| 1 | - | - | 309 | 308 | 1 | - | - | - | 41 |
| 1 | - | - | 299 | 298 | 1 | - | - | - | 42 |
| - | - | - | -10 | -10 | - | - | - | - | 43 |
| 100,0 | x | x | 96,8 | 96,8 | 100,0 | x | x | x | 44 |

TABL. 2. **PODMIOTY GOSPODARKI NARODOWEJ WEDŁUG PRZEWIDYWANEJ LICZBY PRACUJĄCYCH¹ ORAZ ENTITIES OF THE NATIONAL ECONOMY BY EXPECTED NUMBER OF EMPLOYED PERSONS¹ AND BY**

| Lp. No. | WYSZCZEGÓLNIENIE SPECIFICATION a – 31 XII 2013 b – 31 XII 2014 c – przyrost/spadek increase/decrease d – 2013 = 100 | Ogółem Total | | | | | |
|------------|---|-----------------|---|--------------|-------------|-------------|--|
| | | ogółem total | 0–9 pracujących employed persons | 10–49 | 50–249 | 250–999 | 1000 pracujących i więcej employed persons and more |
| | PODREGION WARSZAWSKI ZACHODNI (cd.) SUBREGION WARSZAWSKI ZACHODNI (cont.) Powiat sochaczewski (dok.) Powiat sochaczewski (cont.) | | | | | | |
| 1 | Gm. w. Iłów a | 497 | 469 | 28 | – | – | – |
| 2 | b | 500 | 471 | 29 | – | – | – |
| 3 | c | 3 | 2 | 1 | – | – | – |
| 4 | d | 100,6 | 100,4 | 103,6 | x | x | x |
| 5 | Gm. w. Młodzieszyn a | 363 | 347 | 15 | 1 | – | – |
| 6 | b | 352 | 334 | 17 | 1 | – | – |
| 7 | c | -11 | -13 | 2 | – | – | – |
| 8 | d | 97,0 | 96,3 | 113,3 | 100,0 | x | x |
| 9 | Gm. w. Nowa Sucha a | 453 | 434 | 16 | 3 | – | – |
| 10 | b | 454 | 438 | 14 | 2 | – | – |
| 11 | c | 1 | 4 | -2 | -1 | – | – |
| 12 | d | 100,2 | 100,9 | 87,5 | 66,7 | x | x |
| 13 | Gm. w. Rybno a | 194 | 185 | 8 | 1 | – | – |
| 14 | b | 198 | 190 | 7 | 1 | – | – |
| 15 | c | 4 | 5 | -1 | – | – | – |
| 16 | d | 102,1 | 102,7 | 87,5 | 100,0 | x | x |
| 17 | Gm. w. Sochaczew a | 948 | 903 | 41 | 2 | 1 | 1 |
| 18 | b | 972 | 923 | 45 | 2 | 1 | 1 |
| 19 | c | 24 | 20 | 4 | – | – | – |
| 20 | d | 102,5 | 102,2 | 109,8 | 100,0 | 100,0 | 100,0 |
| 21 | Gm. w. Teresin a | 1131 | 1073 | 43 | 14 | 1 | – |
| 22 | b | 1140 | 1081 | 44 | 14 | 1 | – |
| 23 | c | 9 | 8 | 1 | – | – | – |
| 24 | d | 100,8 | 100,7 | 102,3 | 100,0 | 100,0 | x |
| 25 | Powiat warszawski zachodni a | 17226 | 16516 | 595 | 99 | 15 | 1 |
| 26 | Powiat warszawski zachodni b | 17672 | 16955 | 604 | 98 | 14 | 1 |
| 27 | c | 446 | 439 | 9 | -1 | -1 | – |
| 28 | d | 102,6 | 102,7 | 101,5 | 99,0 | 93,3 | 100,0 |
| 29 | Gm. m-w. Błonie a | 2535 | 2411 | 98 | 22 | 4 | – |
| 30 | b | 2600 | 2478 | 98 | 21 | 3 | – |
| 31 | c | 65 | 67 | – | -1 | -1 | – |
| 32 | d | 102,6 | 102,8 | 100,0 | 95,5 | 75,0 | x |
| 33 | Gm. m-w. Łomianki a | 5362 | 5141 | 187 | 30 | 4 | – |
| 34 | b | 5466 | 5246 | 189 | 27 | 4 | – |
| 35 | c | 104 | 105 | 2 | -3 | – | – |
| 36 | d | 101,9 | 102,0 | 101,1 | 90,0 | 100,0 | x |
| 37 | Gm. m-w. Ożarów Mazowiecki a | 3101 | 2949 | 123 | 23 | 6 | – |
| 38 | b | 3207 | 3048 | 128 | 25 | 6 | – |
| 39 | c | 106 | 99 | 5 | 2 | – | – |
| 40 | d | 103,4 | 103,4 | 104,1 | 108,7 | 100,0 | x |
| 41 | Gm. w. Izabelin a | 1747 | 1689 | 50 | 7 | – | 1 |
| 42 | b | 1831 | 1772 | 51 | 7 | – | 1 |
| 43 | c | 84 | 83 | 1 | – | – | – |
| 44 | d | 104,8 | 104,9 | 102,0 | 100,0 | x | 100,0 |

1 Przewidywana liczba pracujących podawana przy pierwszym zgłoszeniu o wpis do rejestru REGON. Nie ma ustawowego

1 Expected number of employed persons declared at the moment of registration to REGON register. There is no legal obligation

PODREGIONÓW, POWIATÓW I GMIN (cd.)

SUBREGIONS, POWIATS AND GMINAS (cont.)

| Sektor publiczny <i>Public sector</i> | | | | | | Sektor <i>Private</i> | | |
|--|---|--------------|--------------|--------------|---|--------------------------|---|--------------|
| razem <i>total</i> | 0–9 pracujących <i>employed persons</i> | 10–49 | 50–249 | 250–999 | 1000 pracujących i więcej <i>employed persons and more</i> | razem <i>total</i> | 0–9 pracujących <i>employed persons</i> | 10–49 |
| 17 | 8 | 9 | – | – | – | 480 | 461 | 19 |
| 17 | 8 | 9 | – | – | – | 483 | 463 | 20 |
| – | – | – | – | – | – | 3 | 2 | 1 |
| 100,0 | 100,0 | 100,0 | x | x | x | 100,6 | 100,4 | 105,3 |
| 11 | 5 | 5 | 1 | – | – | 352 | 342 | 10 |
| 12 | 6 | 5 | 1 | – | – | 340 | 328 | 12 |
| 1 | 1 | – | – | – | – | -12 | -14 | 2 |
| 109,1 | 120,0 | 100,0 | 100,0 | x | x | 96,6 | 95,9 | 120,0 |
| 18 | 9 | 8 | 1 | – | – | 435 | 425 | 8 |
| 18 | 12 | 5 | 1 | – | – | 436 | 426 | 9 |
| – | 3 | -3 | – | – | – | 1 | 1 | 1 |
| 100,0 | 133,3 | 62,5 | 100,0 | x | x | 100,2 | 100,2 | 112,5 |
| 13 | 8 | 4 | 1 | – | – | 181 | 177 | 4 |
| 13 | 8 | 4 | 1 | – | – | 185 | 182 | 3 |
| – | – | – | – | – | – | 4 | 5 | -1 |
| 100,0 | 100,0 | 100,0 | 100,0 | x | x | 102,2 | 102,8 | 75,0 |
| 13 | 5 | 7 | 1 | – | – | 935 | 898 | 34 |
| 13 | 5 | 7 | 1 | – | – | 959 | 918 | 38 |
| – | – | – | – | – | – | 24 | 20 | 4 |
| 100,0 | 100,0 | 100,0 | 100,0 | x | x | 102,6 | 102,2 | 111,8 |
| 20 | 10 | 7 | 3 | – | – | 1111 | 1063 | 36 |
| 21 | 11 | 7 | 3 | – | – | 1119 | 1070 | 37 |
| 1 | 1 | – | – | – | – | 8 | 7 | 1 |
| 105,0 | 110,0 | 100,0 | 100,0 | x | x | 100,7 | 100,7 | 102,8 |
| 187 | 81 | 71 | 31 | 4 | – | 17039 | 16435 | 524 |
| 188 | 82 | 71 | 31 | 4 | – | 17476 | 16865 | 533 |
| 1 | 1 | – | – | – | – | 437 | 430 | 9 |
| 100,5 | 101,2 | 100,0 | 100,0 | 100,0 | x | 102,6 | 102,6 | 101,7 |
| 41 | 11 | 20 | 9 | 1 | – | 2494 | 2400 | 78 |
| 41 | 11 | 20 | 9 | 1 | – | 2558 | 2466 | 78 |
| – | – | – | – | – | – | 64 | 66 | – |
| 100,0 | 100,0 | 100,0 | 100,0 | 100,0 | x | 102,6 | 102,8 | 100,0 |
| 26 | 10 | 8 | 7 | 1 | – | 5336 | 5131 | 179 |
| 26 | 10 | 8 | 7 | 1 | – | 5439 | 5235 | 181 |
| – | – | – | – | – | – | 103 | 104 | 2 |
| 100,0 | 100,0 | 100,0 | 100,0 | 100,0 | x | 101,9 | 102,0 | 101,1 |
| 42 | 18 | 18 | 4 | 2 | – | 3059 | 2931 | 105 |
| 42 | 18 | 18 | 4 | 2 | – | 3161 | 3026 | 110 |
| – | – | – | – | – | – | 102 | 95 | 5 |
| 100,0 | 100,0 | 100,0 | 100,0 | 100,0 | x | 103,3 | 103,2 | 104,8 |
| 16 | 7 | 7 | 2 | – | – | 1731 | 1682 | 43 |
| 16 | 7 | 7 | 2 | – | – | 1814 | 1764 | 44 |
| – | – | – | – | – | – | 83 | 82 | 1 |
| 100,0 | 100,0 | 100,0 | 100,0 | x | x | 104,8 | 104,9 | 102,3 |

obowiązku aktualizacji tej informacji przez podmiot.

to update this information by the entity.

| prywatny sector | | | | | | | | | Lp. No. |
|--------------------|-------------|--|--|---|-------------|--------------|----------|--|------------|
| 50-249 | 250-999 | 1000 pracujących i więcej employed persons and more | w tym osoby fizyczne prowadzące działalność gospodarczą of which natural persons conducting economic activity | | | | | | |
| | | | razem total | 0-9 pracujących employed persons | 10-49 | 50-249 | 250-999 | 1000 pracujących i więcej employed persons and more | |
| - | - | - | 395 | 387 | 8 | - | - | - | 1 |
| - | - | - | 395 | 386 | 9 | - | - | - | 2 |
| - | - | - | - | -1 | 1 | - | - | - | 3 |
| x | x | x | 100,0 | 99,7 | 112,5 | x | x | x | 4 |
| - | - | - | 297 | 293 | 4 | - | - | - | 5 |
| - | - | - | 280 | 275 | 5 | - | - | - | 6 |
| - | - | - | -17 | -18 | 1 | - | - | - | 7 |
| x | x | x | 94,3 | 93,9 | 125,0 | x | x | x | 8 |
| 2 | - | - | 379 | 375 | 3 | 1 | - | - | 9 |
| 1 | - | - | 378 | 375 | 3 | - | - | - | 10 |
| -1 | - | - | -1 | - | - | -1 | - | - | 11 |
| 50,0 | x | x | 99,7 | 100,0 | 100,0 | x | x | x | 12 |
| - | - | - | 140 | 137 | 3 | - | - | - | 13 |
| - | - | - | 143 | 141 | 2 | - | - | - | 14 |
| - | - | - | 3 | 4 | -1 | - | - | - | 15 |
| x | x | x | 102,1 | 102,9 | 66,7 | x | x | x | 16 |
| 1 | 1 | 1 | 792 | 772 | 19 | - | 1 | - | 17 |
| 1 | 1 | 1 | 808 | 785 | 22 | - | 1 | - | 18 |
| - | - | - | 16 | 13 | 3 | - | - | - | 19 |
| 100,0 | 100,0 | 100,0 | 102,0 | 101,7 | 115,8 | x | 100,0 | x | 20 |
| 11 | 1 | - | 905 | 889 | 13 | 3 | - | - | 21 |
| 11 | 1 | - | 906 | 890 | 13 | 3 | - | - | 22 |
| - | - | - | 1 | 1 | - | - | - | - | 23 |
| 100,0 | 100,0 | x | 100,1 | 100,1 | 100,0 | 100,0 | x | x | 24 |
| 68 | 11 | 1 | 12606 | 12487 | 116 | 3 | - | - | 25 |
| 67 | 10 | 1 | 12813 | 12696 | 114 | 3 | - | - | 26 |
| -1 | -1 | - | 207 | 209 | -2 | - | - | - | 27 |
| 98,5 | 90,9 | 100,0 | 101,6 | 101,7 | 98,3 | 100,0 | x | x | 28 |
| 13 | 3 | - | 1951 | 1929 | 22 | - | - | - | 29 |
| 12 | 2 | - | 1979 | 1958 | 21 | - | - | - | 30 |
| -1 | -1 | - | 28 | 29 | -1 | - | - | - | 31 |
| 92,3 | 66,7 | x | 101,4 | 101,5 | 95,5 | x | x | x | 32 |
| 23 | 3 | - | 3586 | 3558 | 27 | 1 | - | - | 33 |
| 20 | 3 | - | 3635 | 3610 | 24 | 1 | - | - | 34 |
| -3 | - | - | 49 | 52 | -3 | - | - | - | 35 |
| 87,0 | 100,0 | x | 101,4 | 101,5 | 88,9 | 100,0 | x | x | 36 |
| 19 | 4 | - | 2235 | 2217 | 17 | 1 | - | - | 37 |
| 21 | 4 | - | 2277 | 2259 | 17 | 1 | - | - | 38 |
| 2 | - | - | 42 | 42 | - | - | - | - | 39 |
| 110,5 | 100,0 | x | 101,9 | 101,9 | 100,0 | 100,0 | x | x | 40 |
| 5 | - | 1 | 1358 | 1343 | 15 | - | - | - | 41 |
| 5 | - | 1 | 1415 | 1399 | 16 | - | - | - | 42 |
| - | - | - | 57 | 56 | 1 | - | - | - | 43 |
| 100,0 | x | 100,0 | 104,2 | 104,2 | 106,7 | x | x | x | 44 |

TABL. 2. **PODMIOTY GOSPODARKI NARODOWEJ WEDŁUG PRZEWIDYWANEJ LICZBY PRACUJĄCYCH¹ ORAZ ENTITIES OF THE NATIONAL ECONOMY BY EXPECTED NUMBER OF EMPLOYED PERSONS¹ AND BY**

| Lp. No. | WYSZCZEGÓLNIENIE SPECIFICATION a – 31 XII 2013 b – 31 XII 2014 c – przyrost/spadek increase/decrease d – 2013 = 100 | Ogółem Total | | | | | | |
|------------|---|-----------------|---|-------------|-------------|--------------|--|--------------|
| | | ogółem total | 0–9 pracujących employed persons | 10–49 | 50–249 | 250–999 | 1000 pracujących i więcej employed persons and more | |
| | PODREGION WARSZAWSKI ZACHODNI (dok.) | | | | | | | |
| | SUBREGION WARSZAWSKI ZACHODNI (cont.) | | | | | | | |
| | Powiat warszawski zachodni (dok.) | | | | | | | |
| | Powiat warszawski zachodni(cont.) | | | | | | | |
| 1 | Gm. w. Kampinos | a | 420 | 403 | 14 | 2 | 1 | – |
| 2 | | b | 418 | 400 | 15 | 2 | 1 | – |
| 3 | | c | -2 | -3 | 1 | – | – | – |
| 4 | | d | 99,5 | 99,3 | 107,1 | 100,0 | 100,0 | x |
| 5 | Gm. w. Leszno | a | 1080 | 1044 | 32 | 4 | – | – |
| 6 | | b | 1114 | 1078 | 32 | 4 | – | – |
| 7 | | c | 34 | 34 | – | – | – | – |
| 8 | | d | 103,1 | 103,3 | 100,0 | 100,0 | x | x |
| 9 | Gm. w. Stare Babice | a | 2981 | 2879 | 91 | 11 | – | – |
| 10 | | b | 3036 | 2933 | 91 | 12 | – | – |
| 11 | | c | 55 | 54 | – | 1 | – | – |
| 12 | | d | 101,8 | 101,9 | 100,0 | 109,1 | x | x |
| 13 | Powiat żyrardowski | a | 8361 | 8075 | 233 | 48 | 4 | 1 |
| 14 | Powiat żyrardowski | b | 8345 | 8062 | 230 | 48 | 4 | 1 |
| 15 | | c | -16 | -13 | -3 | – | – | – |
| 16 | | d | 99,8 | 99,8 | 98,7 | 100,0 | 100,0 | 100,0 |
| 17 | M. Żyrardów | a | 5325 | 5170 | 121 | 31 | 2 | 1 |
| 18 | | b | 5283 | 5128 | 121 | 31 | 2 | 1 |
| 19 | | c | -42 | -42 | – | – | – | – |
| 20 | | d | 99,2 | 99,2 | 100,0 | 100,0 | 100,0 | 100,0 |
| 21 | Gm. m-w. Mszczonów | a | 947 | 890 | 48 | 7 | 2 | – |
| 22 | | b | 927 | 871 | 47 | 7 | 2 | – |
| 23 | | c | -20 | -19 | -1 | – | – | – |
| 24 | | d | 97,9 | 97,9 | 97,9 | 100,0 | 100,0 | x |
| 25 | Gm. w. Puszcza Mariańska | a | 704 | 685 | 15 | 4 | – | – |
| 26 | | b | 715 | 696 | 14 | 5 | – | – |
| 27 | | c | 11 | 11 | -1 | 1 | – | – |
| 28 | | d | 101,6 | 101,6 | 93,3 | 125,0 | x | x |
| 29 | Gm. w. Radziejowice | a | 659 | 635 | 20 | 4 | – | – |
| 30 | | b | 663 | 640 | 19 | 4 | – | – |
| 31 | | c | 4 | 5 | -1 | – | – | – |
| 32 | | d | 100,6 | 100,8 | 95,0 | 100,0 | x | x |
| 33 | Gm. w. Wiskitki | a | 726 | 695 | 29 | 2 | – | – |
| 34 | | b | 757 | 727 | 29 | 1 | – | – |
| 35 | | c | 31 | 32 | – | -1 | – | – |
| 36 | | d | 104,3 | 104,6 | 100,0 | 50,0 | x | x |

1 Przewidywana liczba pracujących podawana przy pierwszym zgłoszeniu o wpis do rejestru REGON. Nie ma ustawowego

1 Expected number of employed persons declared at the moment of registration to REGON register. There is no legal obligation

PODREGIONÓW, POWIATÓW I GMIN (dok.)
SUBREGIONS, POWIATS AND GMINAS (cont.)

| Sektor publiczny <i>Public sector</i> | | | | | | Sektor <i>Private</i> | | |
|--|---|--------------|--------------|--------------|---|--------------------------|---|-------------|
| razem <i>total</i> | 0–9 pracujących <i>employed persons</i> | 10–49 | 50–249 | 250–999 | 1000 pracujących i więcej <i>employed persons and more</i> | razem <i>total</i> | 0–9 pracujących <i>employed persons</i> | 10–49 |
| 13 | 6 | 5 | 2 | – | – | 407 | 397 | 9 |
| 13 | 6 | 5 | 2 | – | – | 404 | 393 | 10 |
| – | – | – | – | – | – | -3 | -4 | 1 |
| 100,0 | 100,0 | 100,0 | 100,0 | x | x | 99,3 | 99,0 | 111,1 |
| 31 | 18 | 10 | 3 | – | – | 1049 | 1026 | 22 |
| 32 | 19 | 10 | 3 | – | – | 1082 | 1059 | 22 |
| 1 | 1 | – | – | – | – | 33 | 33 | – |
| 103,2 | 105,6 | 100,0 | 100,0 | x | x | 103,1 | 103,2 | 100,0 |
| 18 | 11 | 3 | 4 | – | – | 2963 | 2868 | 88 |
| 18 | 11 | 3 | 4 | – | – | 3018 | 2922 | 88 |
| – | – | – | – | – | – | 55 | 54 | – |
| 100,0 | 100,0 | 100,0 | 100,0 | x | x | 101,9 | 101,9 | 100,0 |
| 285 | 197 | 60 | 26 | 2 | – | 8076 | 7878 | 173 |
| 288 | 199 | 60 | 27 | 2 | – | 8055 | 7861 | 170 |
| 3 | 2 | – | 1 | – | – | -21 | -17 | -3 |
| 101,1 | 101,0 | 100,0 | 103,8 | 100,0 | x | 99,7 | 99,8 | 98,3 |
| 200 | 152 | 26 | 20 | 2 | – | 5125 | 5018 | 95 |
| 200 | 152 | 26 | 20 | 2 | – | 5081 | 4974 | 95 |
| – | – | – | – | – | – | -44 | -44 | – |
| 100,0 | 100,0 | 100,0 | 100,0 | 100,0 | x | 99,1 | 99,1 | 100,0 |
| 30 | 16 | 12 | 2 | – | – | 917 | 874 | 36 |
| 30 | 16 | 12 | 2 | – | – | 897 | 855 | 35 |
| – | – | – | – | – | – | -20 | -19 | -1 |
| 100,0 | 100,0 | 100,0 | 100,0 | x | x | 97,8 | 97,8 | 97,2 |
| 17 | 9 | 5 | 3 | – | – | 687 | 676 | 10 |
| 20 | 11 | 5 | 4 | – | – | 695 | 685 | 9 |
| 3 | 2 | – | 1 | – | – | 8 | 9 | -1 |
| 117,6 | 122,2 | 100,0 | 133,3 | x | x | 101,2 | 101,3 | 90,0 |
| 15 | 8 | 6 | 1 | – | – | 644 | 627 | 14 |
| 15 | 8 | 6 | 1 | – | – | 648 | 632 | 13 |
| – | – | – | – | – | – | 4 | 5 | -1 |
| 100,0 | 100,0 | 100,0 | 100,0 | x | x | 100,6 | 100,8 | 92,9 |
| 23 | 12 | 11 | – | – | – | 703 | 683 | 18 |
| 23 | 12 | 11 | – | – | – | 734 | 715 | 18 |
| – | – | – | – | – | – | 31 | 32 | – |
| 100,0 | 100,0 | 100,0 | x | x | x | 104,4 | 104,7 | 100,0 |

obowiązku aktualizacji tej informacji przez podmiot.
to update this information by the entity.

| prywatny sector | | | | | | | | | Lp. No. |
|--------------------|--------------|--|--|---|--------------|--------------|----------|--|------------|
| 50-249 | 250-999 | 1000 pracujących i więcej employed persons and more | w tym osoby fizyczne prowadzące działalność gospodarczą of which natural persons conducting economic activity | | | | | | |
| | | | razem total | 0-9 pracujących employed persons | 10-49 | 50-249 | 250-999 | 1000 pracujących i więcej employed persons and more | |
| - | 1 | - | 329 | 327 | 2 | - | - | - | 1 |
| - | 1 | - | 319 | 317 | 2 | - | - | - | 2 |
| - | - | - | -10 | -10 | - | - | - | - | 3 |
| x | 100,0 | x | 97,0 | 96,9 | 100,0 | x | x | x | 4 |
| 1 | - | - | 854 | 845 | 9 | - | - | - | 5 |
| 1 | - | - | 880 | 871 | 9 | - | - | - | 6 |
| - | - | - | 26 | 26 | - | - | - | - | 7 |
| 100,0 | x | x | 103,0 | 103,1 | 100,0 | x | x | x | 8 |
| 7 | - | - | 2293 | 2268 | 24 | 1 | - | - | 9 |
| 8 | - | - | 2308 | 2282 | 25 | 1 | - | - | 10 |
| 1 | - | - | 15 | 14 | 1 | - | - | - | 11 |
| 114,3 | x | x | 100,7 | 100,6 | 104,2 | 100,0 | x | x | 12 |
| 22 | 2 | 1 | 6799 | 6739 | 59 | 1 | - | - | 13 |
| 21 | 2 | 1 | 6701 | 6641 | 59 | 1 | - | - | 14 |
| -1 | - | - | -98 | -98 | - | - | - | - | 15 |
| 95,5 | 100,0 | 100,0 | 98,6 | 98,5 | 100,0 | 100,0 | x | x | 16 |
| 11 | - | 1 | 4335 | 4298 | 36 | 1 | - | - | 17 |
| 11 | - | 1 | 4241 | 4203 | 37 | 1 | - | - | 18 |
| - | - | - | -94 | -95 | 1 | - | - | - | 19 |
| 100,0 | x | 100,0 | 97,8 | 97,8 | 102,8 | 100,0 | x | x | 20 |
| 5 | 2 | - | 748 | 736 | 12 | - | - | - | 21 |
| 5 | 2 | - | 721 | 710 | 11 | - | - | - | 22 |
| - | - | - | -27 | -26 | -1 | - | - | - | 23 |
| 100,0 | 100,0 | x | 96,4 | 96,5 | 91,7 | x | x | x | 24 |
| 1 | - | - | 587 | 586 | 1 | - | - | - | 25 |
| 1 | - | - | 586 | 585 | 1 | - | - | - | 26 |
| - | - | - | -1 | -1 | - | - | - | - | 27 |
| 100,0 | x | x | 99,8 | 99,8 | 100,0 | x | x | x | 28 |
| 3 | - | - | 551 | 548 | 3 | - | - | - | 29 |
| 3 | - | - | 552 | 550 | 2 | - | - | - | 30 |
| - | - | - | 1 | 2 | -1 | - | - | - | 31 |
| 100,0 | x | x | 100,2 | 100,4 | 66,7 | x | x | x | 32 |
| 2 | - | - | 578 | 571 | 7 | - | - | - | 33 |
| 1 | - | - | 601 | 593 | 8 | - | - | - | 34 |
| -1 | - | - | 23 | 22 | 1 | - | - | - | 35 |
| 50,0 | x | x | 104,0 | 103,9 | 114,3 | x | x | x | 36 |

TABL. 3. **PODMIOTY GOSPODARKI NARODOWEJ WEDŁUG SEKCJI POLSKIEJ KLASYFIKACJI**
ENTITIES OF THE NATIONAL ECONOMY BY SECTIONS OF THE POLISH CLASSIFICATION

| Lp. No. | WYSZCZEGÓLNIENIE SPECIFICATION a – 31 XII 2013 b – 31 XII 2014 c – przyrost/spadek increase/decrease d – 2013 = 100 | Ogółem Grand total | W tym Of which | | | |
|------------|---|-----------------------|--|-------------------|---|-----------------------------|
| | | | rolnictwo, leśnictwo, łowiectwo i rybactwo agriculture, forestry and fishing | przemysł industry | | budownictwo construction |
| | | | | razem total | w tym przetwórstwo przemysłowe of which manufacturing | |
| 1 | WOJEWÓDZTWO a | 724997 | 11697 | 63287 | 58278 | 71235 |
| 2 | VOIVODSHIP b | 742172 | 9017 | 64281 | 59088 | 71751 |
| 3 | c | 17175 | -2680 | 994 | 810 | 516 |
| 4 | d | 102,4 | 77,1 | 101,6 | 101,4 | 100,7 |
| 5 | Powiat białobrzegi a | 2609 | 200 | 405 | 390 | 297 |
| 6 | Powiat białobrzegi b | 2673 | 151 | 401 | 385 | 315 |
| 7 | c | 64 | -49 | -4 | -5 | 18 |
| 8 | d | 102,5 | 75,5 | 99,0 | 98,7 | 106,1 |
| 9 | Gm. m-w. Białobrzegi | 1250 | 79 | 156 | 150 | 116 |
| 10 | b | 1263 | 64 | 151 | 144 | 124 |
| 11 | c | 13 | -15 | -5 | -6 | 8 |
| 12 | d | 101,0 | 81,0 | 96,8 | 96,0 | 106,9 |
| 13 | Gm. m-w. Wyśmierzyce | 191 | 18 | 28 | 26 | 21 |
| 14 | b | 195 | 10 | 30 | 28 | 21 |
| 15 | c | 4 | -8 | 2 | 2 | - |
| 16 | d | 102,1 | 55,6 | 107,1 | 107,7 | 100,0 |
| 17 | Gm. w. Promna | 369 | 42 | 47 | 44 | 42 |
| 18 | b | 383 | 40 | 45 | 43 | 43 |
| 19 | c | 14 | -2 | -2 | -1 | 1 |
| 20 | d | 103,8 | 95,2 | 95,7 | 97,7 | 102,4 |
| 21 | Gm. w. Radzanów | 179 | 15 | 32 | 29 | 36 |
| 22 | b | 185 | 7 | 32 | 29 | 37 |
| 23 | c | 6 | -8 | - | - | 1 |
| 24 | d | 103,4 | 46,7 | 100,0 | 100,0 | 102,8 |
| 25 | Gm. w. Stara Błotnica | 326 | 24 | 73 | 72 | 46 |
| 26 | b | 343 | 16 | 74 | 72 | 52 |
| 27 | c | 17 | -8 | 1 | - | 6 |
| 28 | d | 105,2 | 66,7 | 101,4 | 100,0 | 113,0 |
| 29 | Gm. w. Stromiec | 294 | 22 | 69 | 69 | 36 |
| 30 | b | 304 | 14 | 69 | 69 | 38 |
| 31 | c | 10 | -8 | - | - | 2 |
| 32 | d | 103,4 | 63,6 | 100,0 | 100,0 | 105,6 |

DZIAŁALNOŚCI ORAZ POWIATÓW I GMIN
OF ACTIVITIES AND POWIATS AND GMINAS

| handel; naprawa pojazdów samochodowych ^Δ <i>trade; repair of motor vehicles^Δ</i> | transport i gospodarka magazynowa <i>transportation and storage</i> | zakwaterowanie i gastronomia ^Δ <i>accommodation and catering^Δ</i> | informacja i komunikacja <i>information and communication</i> | działalność finansowa i ubezpieczeniowa <i>financial and insurance activities</i> | obsługa rynku nieruchomości ^Δ <i>real estate activities</i> | działalność profesjonalna, naukowa i techniczna <i>professional, scientific and technical activities</i> |
|---|--|--|--|--|---|---|
| 190309 | 45052 | 18046 | 36353 | 24664 | 30995 | 92420 |
| 192347 | 45031 | 18710 | 38939 | 24668 | 32248 | 97766 |
| 2038 | -21 | 664 | 2586 | 4 | 1253 | 5346 |
| 101,1 | 100,0 | 103,7 | 107,1 | 100,0 | 104,0 | 105,8 |
| 815 | 125 | 65 | 34 | 58 | 48 | 107 |
| 871 | 126 | 70 | 37 | 54 | 48 | 113 |
| 56 | 1 | 5 | 3 | -4 | - | 6 |
| 106,9 | 100,8 | 107,7 | 108,8 | 93,1 | 100,0 | 105,6 |
| 437 | 49 | 35 | 22 | 40 | 33 | 65 |
| 451 | 49 | 36 | 24 | 38 | 32 | 68 |
| 14 | - | 1 | 2 | -2 | -1 | 3 |
| 103,2 | 100,0 | 102,9 | 109,1 | 95,0 | 97,0 | 104,6 |
| 54 | 10 | 4 | 2 | 1 | 3 | 10 |
| 57 | 9 | 6 | 2 | 2 | 5 | 11 |
| 3 | -1 | 2 | - | 1 | 2 | 1 |
| 105,6 | 90,0 | 150,0 | 100,0 | 200,0 | 166,7 | 110,0 |
| 112 | 17 | 13 | 6 | 4 | 8 | 17 |
| 122 | 19 | 13 | 7 | 3 | 7 | 17 |
| 10 | 2 | - | 1 | -1 | -1 | - |
| 108,9 | 111,8 | 100,0 | 116,7 | 75,0 | 87,5 | 100,0 |
| 42 | 10 | 2 | 1 | 1 | - | 4 |
| 54 | 9 | 1 | 1 | 1 | - | 5 |
| 12 | -1 | -1 | - | - | - | 1 |
| 128,6 | 90,0 | 50,0 | 100,0 | 100,0 | x | 125,0 |
| 93 | 21 | 5 | 1 | 5 | 4 | 5 |
| 100 | 23 | 8 | 1 | 4 | 4 | 5 |
| 7 | 2 | 3 | - | -1 | - | - |
| 107,5 | 109,5 | 160,0 | 100,0 | 80,0 | 100,0 | 100,0 |
| 77 | 18 | 6 | 2 | 7 | - | 6 |
| 87 | 17 | 6 | 2 | 6 | - | 7 |
| 10 | -1 | - | - | -1 | - | 1 |
| 113,0 | 94,4 | 100,0 | 100,0 | 85,7 | x | 116,7 |

| administrowanie i działalność wspierająca ^A <i>administrative and support service activities</i> | administracja publiczna i obrona narodowa; obowiązkowe zabezpieczenia społeczne <i>public administration and defence; compulsory social security</i> | edukacja <i>education</i> | opieka zdrowotna i pomoc społeczna <i>human health and social work activities</i> | działalność związana z kulturą, rozrywką i rekreacją <i>arts, entertainment and recreation</i> | pozostała działalność usługowa <i>other service activities</i> | Lp. No. |
|--|---|------------------------------|--|---|---|---------|
| 25195 | 3489 | 25993 | 31826 | 11370 | 42918 | 1 |
| 26574 | 3496 | 26833 | 33154 | 11880 | 45323 | 2 |
| 1379 | 7 | 840 | 1328 | 510 | 2405 | 3 |
| 105,5 | 100,2 | 103,2 | 104,2 | 104,5 | 105,6 | 4 |
| 43 | 69 | 75 | 79 | 44 | 145 | 5 |
| 46 | 69 | 83 | 82 | 46 | 161 | 6 |
| 3 | – | 8 | 3 | 2 | 16 | 7 |
| 107,0 | 100,0 | 110,7 | 103,8 | 104,5 | 111,0 | 8 |
| 23 | 15 | 36 | 47 | 19 | 78 | 9 |
| 22 | 15 | 40 | 43 | 18 | 88 | 10 |
| -1 | – | 4 | -4 | -1 | 10 | 11 |
| 95,7 | 100,0 | 111,1 | 91,5 | 94,7 | 112,8 | 12 |
| 4 | 10 | 5 | 9 | 5 | 7 | 13 |
| 3 | 10 | 6 | 11 | 6 | 6 | 14 |
| -1 | – | 1 | 2 | 1 | -1 | 15 |
| 75,0 | 100,0 | 120,0 | 122,2 | 120,0 | 85,7 | 16 |
| 5 | 14 | 8 | 9 | 5 | 20 | 17 |
| 8 | 14 | 9 | 10 | 5 | 21 | 18 |
| 3 | – | 1 | 1 | – | 1 | 19 |
| 160,0 | 100,0 | 112,5 | 111,1 | 100,0 | 105,0 | 20 |
| 2 | 11 | 5 | 3 | 3 | 12 | 21 |
| 3 | 11 | 5 | 3 | 3 | 13 | 22 |
| 1 | – | – | – | – | 1 | 23 |
| 150,0 | 100,0 | 100,0 | 100,0 | 100,0 | 108,3 | 24 |
| 4 | 10 | 14 | 5 | 6 | 10 | 25 |
| 3 | 10 | 15 | 8 | 7 | 13 | 26 |
| -1 | – | 1 | 3 | 1 | 3 | 27 |
| 75,0 | 100,0 | 107,1 | 160,0 | 116,7 | 130,0 | 28 |
| 5 | 9 | 7 | 6 | 6 | 18 | 29 |
| 7 | 9 | 8 | 7 | 7 | 20 | 30 |
| 2 | – | 1 | 1 | 1 | 2 | 31 |
| 140,0 | 100,0 | 114,3 | 116,7 | 116,7 | 111,1 | 32 |

TABL. 3. **PODMIOTY GOSPODARKI NARODOWEJ WEDŁUG SEKCJI POLSKIEJ KLASYFIKACJI**
ENTITIES OF THE NATIONAL ECONOMY BY SECTIONS OF THE POLISH CLASSIFICATION

| Lp. No. | WYSZCZEGÓLNIENIE SPECIFICATION a – 31 XII 2013 b – 31 XII 2014 c – przyrost/spadek increase/decrease d – 2013 = 100 | Ogółem Grand total | W tym Of which | | | |
|------------|---|-----------------------|--|-------------------|---|-----------------------------|
| | | | rolnictwo, leśnictwo, łowiectwo i rybactwo agriculture, forestry and fishing | przemysł industry | | budownictwo construction |
| | | | | razem total | w tym przetwórstwo przemysłowe of which manufacturing | |
| 1 | Powiat ciechanowski | 7114 | 323 | 631 | 588 | 889 |
| 2 | Powiat ciechanowski | 7194 | 253 | 664 | 623 | 878 |
| 3 | | 80 | -70 | 33 | 35 | -11 |
| 4 | d | 101,1 | 78,3 | 105,2 | 106,0 | 98,8 |
| 5 | M. Ciechanów | 4541 | 51 | 374 | 344 | 466 |
| 6 | | 4533 | 41 | 384 | 354 | 456 |
| 7 | | -8 | -10 | 10 | 10 | -10 |
| 8 | d | 99,8 | 80,4 | 102,7 | 102,9 | 97,9 |
| 9 | Gm. m-w. Głinojeck | 413 | 12 | 44 | 41 | 77 |
| 10 | | 420 | 9 | 50 | 47 | 75 |
| 11 | | 7 | -3 | 6 | 6 | -2 |
| 12 | d | 101,7 | 75,0 | 113,6 | 114,6 | 97,4 |
| 13 | Gm. w. Ciechanów | 465 | 28 | 59 | 56 | 70 |
| 14 | | 495 | 20 | 60 | 58 | 75 |
| 15 | | 30 | -8 | 1 | 2 | 5 |
| 16 | d | 106,5 | 71,4 | 101,7 | 103,6 | 107,1 |
| 17 | Gm. w. Gołymín-Osrodek | 209 | 26 | 15 | 14 | 40 |
| 18 | | 212 | 21 | 16 | 15 | 36 |
| 19 | | 3 | -5 | 1 | 1 | -4 |
| 20 | d | 101,4 | 80,8 | 106,7 | 107,1 | 90,0 |
| 21 | Gm. w. Grudusk | 238 | 53 | 23 | 21 | 19 |
| 22 | | 249 | 40 | 32 | 30 | 21 |
| 23 | | 11 | -13 | 9 | 9 | 2 |
| 24 | d | 104,6 | 75,5 | 139,1 | 142,9 | 110,5 |
| 25 | Gm. w. Ojrzeń | 264 | 23 | 22 | 21 | 73 |
| 26 | | 258 | 14 | 23 | 22 | 67 |
| 27 | | -6 | -9 | 1 | 1 | -6 |
| 28 | d | 97,7 | 60,9 | 104,5 | 104,8 | 91,8 |
| 29 | Gm. w. Opinogóra Górna | 320 | 83 | 20 | 20 | 33 |
| 30 | | 338 | 76 | 21 | 21 | 32 |
| 31 | | 18 | -7 | 1 | 1 | -1 |
| 32 | d | 105,6 | 91,6 | 105,0 | 105,0 | 97,0 |

DZIAŁALNOŚCI ORAZ POWIATÓW I GMIN (cd.)
OF ACTIVITIES AND POWIATS AND GMINAS

| handel; naprawa pojazdów samochodowych ^Δ <i>trade; repair of motor vehicles^Δ</i> | transport i gospodarka magazynowa <i>transportation and storage</i> | zakwaterowanie i gastronomia ^Δ <i>accommodation and catering^Δ</i> | informacja i komunikacja <i>information and communication</i> | działalność finansowa i ubezpieczeniowa <i>financial and insurance activities</i> | obsługa rynku nieruchomości ^Δ <i>real estate activities</i> | działalność profesjonalna, naukowa i techniczna <i>professional, scientific and technical activities</i> |
|---|--|--|--|--|---|---|
| 1935 | 481 | 127 | 109 | 154 | 210 | 515 |
| 1967 | 482 | 119 | 120 | 161 | 216 | 540 |
| 32 | 1 | -8 | 11 | 7 | 6 | 25 |
| 101,7 | 100,2 | 93,7 | 110,1 | 104,5 | 102,9 | 104,9 |
| 1324 | 303 | 94 | 81 | 110 | 192 | 418 |
| 1303 | 301 | 89 | 82 | 110 | 199 | 427 |
| -21 | -2 | -5 | 1 | - | 7 | 9 |
| 98,4 | 99,3 | 94,7 | 101,2 | 100,0 | 103,6 | 102,2 |
| 116 | 22 | 11 | 6 | 6 | 5 | 14 |
| 121 | 21 | 13 | 6 | 6 | 5 | 14 |
| 5 | -1 | 2 | - | - | - | - |
| 104,3 | 95,5 | 118,2 | 100,0 | 100,0 | 100,0 | 100,0 |
| 114 | 41 | 6 | 4 | 13 | 3 | 30 |
| 125 | 44 | 5 | 5 | 17 | 3 | 32 |
| 11 | 3 | -1 | 1 | 4 | - | 2 |
| 109,6 | 107,3 | 83,3 | 125,0 | 130,8 | 100,0 | 106,7 |
| 55 | 14 | 1 | 1 | 2 | 2 | 2 |
| 61 | 15 | 1 | 2 | 3 | 1 | 4 |
| 6 | 1 | - | 1 | 1 | -1 | 2 |
| 110,9 | 107,1 | 100,0 | 200,0 | 150,0 | 50,0 | 200,0 |
| 61 | 18 | 2 | - | 4 | 2 | 9 |
| 71 | 19 | 2 | 1 | 4 | 2 | 9 |
| 10 | 1 | - | 1 | - | - | - |
| 116,4 | 105,6 | 100,0 | x | 100,0 | 100,0 | 100,0 |
| 53 | 15 | 5 | 6 | 3 | 2 | 3 |
| 53 | 15 | 4 | 6 | 4 | 2 | 4 |
| - | - | -1 | - | 1 | - | 1 |
| 100,0 | 100,0 | 80,0 | 100,0 | 133,3 | 100,0 | 133,3 |
| 56 | 23 | 4 | - | 4 | 1 | 14 |
| 64 | 23 | 2 | 3 | 3 | 1 | 19 |
| 8 | - | -2 | 3 | -1 | - | 5 |
| 114,3 | 100,0 | 50,0 | x | 75,0 | 100,0 | 135,7 |

| administrowanie i działalność wspierająca ^A <i>administrative and support service activities</i> | administracja publiczna i obrona narodowa; obowiązkowe zabezpieczenia społeczne <i>public administration and defence; compulsory social security</i> | edukacja <i>education</i> | opieka zdrowotna i pomoc społeczna <i>human health and social work activities</i> | działalność związana z kulturą, rozrywką i rekreacją <i>arts, entertainment and recreation</i> | pozostała działalność usługowa <i>other service activities</i> | Lp. No. |
|--|---|------------------------------|--|---|---|---------|
| 215 | 86 | 365 | 411 | 154 | 509 | 1 |
| 233 | 86 | 361 | 416 | 156 | 542 | 2 |
| 18 | – | -4 | 5 | 2 | 33 | 3 |
| 108,4 | 100,0 | 98,9 | 101,2 | 101,3 | 106,5 | 4 |
| 129 | 19 | 241 | 324 | 99 | 316 | 5 |
| 138 | 19 | 234 | 324 | 96 | 330 | 6 |
| 9 | – | -7 | – | -3 | 14 | 7 |
| 107,0 | 100,0 | 97,1 | 100,0 | 97,0 | 104,4 | 8 |
| 20 | 7 | 20 | 14 | 8 | 31 | 9 |
| 19 | 7 | 19 | 13 | 10 | 32 | 10 |
| -1 | – | -1 | -1 | 2 | 1 | 11 |
| 95,0 | 100,0 | 95,0 | 92,9 | 125,0 | 103,2 | 12 |
| 10 | 7 | 20 | 25 | 8 | 27 | 13 |
| 17 | 7 | 22 | 29 | 8 | 26 | 14 |
| 7 | – | 2 | 4 | – | -1 | 15 |
| 170,0 | 100,0 | 110,0 | 116,0 | 100,0 | 96,3 | 16 |
| 6 | 8 | 9 | 5 | 4 | 19 | 17 |
| 5 | 8 | 9 | 5 | 4 | 21 | 18 |
| -1 | – | – | – | – | 2 | 19 |
| 83,3 | 100,0 | 100,0 | 100,0 | 100,0 | 110,5 | 20 |
| 6 | 11 | 10 | 3 | 5 | 12 | 21 |
| 6 | 11 | 11 | 3 | 5 | 12 | 22 |
| – | – | 1 | – | – | – | 23 |
| 100,0 | 100,0 | 110,0 | 100,0 | 100,0 | 100,0 | 24 |
| 9 | 6 | 15 | 5 | 4 | 20 | 25 |
| 14 | 6 | 12 | 6 | 3 | 25 | 26 |
| 5 | – | -3 | 1 | -1 | 5 | 27 |
| 155,6 | 100,0 | 80,0 | 120,0 | 75,0 | 125,0 | 28 |
| 13 | 11 | 9 | 9 | 12 | 28 | 29 |
| 13 | 11 | 11 | 10 | 14 | 35 | 30 |
| – | – | 2 | 1 | 2 | 7 | 31 |
| 100,0 | 100,0 | 122,2 | 111,1 | 116,7 | 125,0 | 32 |

TABL. 3. **PODMIOTY GOSPODARKI NARODOWEJ WEDŁUG SEKCJI POLSKIEJ KLASYFIKACJI**
ENTITIES OF THE NATIONAL ECONOMY BY SECTIONS OF THE POLISH CLASSIFICATION

| Lp. No. | WYSZCZEGÓLNIENIE SPECIFICATION a – 31 XII 2013 b – 31 XII 2014 c – przyrost/spadek increase/decrease d – 2013 = 100 | Ogółem Grand total | W tym Of which | | | |
|------------|---|-----------------------|--|-------------------|---|-----------------------------|
| | | | rolnictwo, leśnictwo, łowiectwo i rybactwo agriculture, forestry and fishing | przemysł industry | | budownictwo construction |
| | | | | razem total | w tym przetwórstwo przemysłowe of which manufacturing | |
| | Powiat ciechanowski (dok.) | | | | | |
| | Powiat ciechanowski (cont.) | | | | | |
| 1 | Gm. w. Regimin | 243 | 23 | 25 | 24 | 44 |
| 2 | | 255 | 15 | 30 | 29 | 42 |
| 3 | | 12 | -8 | 5 | 5 | -2 |
| 4 | | 104,9 | 65,2 | 120,0 | 120,8 | 95,5 |
| 5 | Gm. w. Sońsk | 421 | 24 | 49 | 47 | 67 |
| 6 | | 434 | 17 | 48 | 47 | 74 |
| 7 | | 13 | -7 | -1 | - | 7 |
| 8 | | 103,1 | 70,8 | 98,0 | 100,0 | 110,4 |
| 9 | Powiat garwoliński | 7346 | 183 | 959 | 916 | 1158 |
| 10 | Powiat garwoliński | 7331 | 131 | 962 | 921 | 1126 |
| 11 | | -15 | -52 | 3 | 5 | -32 |
| 12 | | 99,8 | 71,6 | 100,3 | 100,5 | 97,2 |
| 13 | M. Garwolin | 2028 | 12 | 184 | 175 | 195 |
| 14 | | 2023 | 10 | 186 | 178 | 189 |
| 15 | | -5 | -2 | 2 | 3 | -6 |
| 16 | | 99,8 | 83,3 | 101,1 | 101,7 | 96,9 |
| 17 | M. Łaskarzew | 440 | 1 | 141 | 140 | 24 |
| 18 | | 448 | 1 | 135 | 134 | 18 |
| 19 | | 8 | - | -6 | -6 | -6 |
| 20 | | 101,8 | 100,0 | 95,7 | 95,7 | 75,0 |
| 21 | Gm. m-w. Pilawa | 673 | 8 | 92 | 89 | 151 |
| 22 | | 663 | 6 | 95 | 93 | 131 |
| 23 | | -10 | -2 | 3 | 4 | -20 |
| 24 | | 98,5 | 75,0 | 103,3 | 104,5 | 86,8 |
| 25 | Gm. m-w. Żelechów | 564 | 16 | 72 | 65 | 118 |
| 26 | | 559 | 7 | 72 | 66 | 116 |
| 27 | | -5 | -9 | - | 1 | -2 |
| 28 | | 99,1 | 43,8 | 100,0 | 101,5 | 98,3 |
| 29 | Gm. w. Borowie | 237 | 11 | 29 | 29 | 50 |
| 30 | | 226 | 7 | 30 | 30 | 46 |
| 31 | | -11 | -4 | 1 | 1 | -4 |
| 32 | | 95,4 | 63,6 | 103,4 | 103,4 | 92,0 |

DZIAŁALNOŚCI ORAZ POWIATÓW I GMIN (cd.)
OF ACTIVITIES AND POWIATS AND GMINAS

| handel; naprawa pojazdów samochodowych ^Δ <i>trade; repair of motor vehicles^Δ</i> | transport i gospodarka magazynowa <i>transportation and storage</i> | zakwaterowanie i gastronomia ^Δ <i>accommodation and catering^Δ</i> | informacja i komunikacja <i>information and communication</i> | działalność finansowa i ubezpieczeniowa <i>financial and insurance activities</i> | obsługa rynku nieruchomości ^Δ <i>real estate activities</i> | działalność profesjonalna, naukowa i techniczna <i>professional, scientific and technical activities</i> |
|---|--|--|--|--|---|---|
| 61 | 16 | 2 | 4 | 5 | 1 | 10 |
| 63 | 21 | 2 | 5 | 6 | 1 | 12 |
| 2 | 5 | - | 1 | 1 | - | 2 |
| 103,3 | 131,3 | 100,0 | 125,0 | 120,0 | 100,0 | 120,0 |
| 95 | 29 | 2 | 7 | 7 | 2 | 15 |
| 106 | 23 | 1 | 10 | 8 | 2 | 19 |
| 11 | -6 | -1 | 3 | 1 | - | 4 |
| 111,6 | 79,3 | 50,0 | 142,9 | 114,3 | 100,0 | 126,7 |
| 2044 | 432 | 122 | 114 | 223 | 115 | 410 |
| 2050 | 429 | 125 | 128 | 204 | 119 | 420 |
| 6 | -3 | 3 | 14 | -19 | 4 | 10 |
| 100,3 | 99,3 | 102,5 | 112,3 | 91,5 | 103,5 | 102,4 |
| 562 | 126 | 33 | 54 | 80 | 80 | 194 |
| 551 | 122 | 33 | 65 | 76 | 82 | 193 |
| -11 | -4 | - | 11 | -4 | 2 | -1 |
| 98,0 | 96,8 | 100,0 | 120,4 | 95,0 | 102,5 | 99,5 |
| 135 | 11 | 3 | 5 | 9 | 7 | 16 |
| 145 | 13 | 4 | 4 | 9 | 7 | 18 |
| 10 | 2 | 1 | -1 | - | - | 2 |
| 107,4 | 118,2 | 133,3 | 80,0 | 100,0 | 100,0 | 112,5 |
| 179 | 24 | 9 | 14 | 28 | 5 | 27 |
| 176 | 26 | 10 | 16 | 24 | 5 | 27 |
| -3 | 2 | 1 | 2 | -4 | - | - |
| 98,3 | 108,3 | 111,1 | 114,3 | 85,7 | 100,0 | 100,0 |
| 163 | 25 | 13 | 5 | 14 | 2 | 22 |
| 178 | 21 | 14 | 4 | 11 | 2 | 23 |
| 15 | -4 | 1 | -1 | -3 | - | 1 |
| 109,2 | 84,0 | 107,7 | 80,0 | 78,6 | 100,0 | 104,5 |
| 65 | 18 | 2 | 2 | 4 | - | 10 |
| 60 | 16 | 4 | 1 | 2 | - | 9 |
| -5 | -2 | 2 | -1 | -2 | - | -1 |
| 92,3 | 88,9 | 200,0 | 50,0 | 50,0 | x | 90,0 |

| administracja publiczna i obrona narodowa; obowiązkowe zabezpieczenia społeczne <i>public administration and defence; compulsory social security</i> | edukacja <i>education</i> | opieka zdrowotna i pomoc społeczna <i>human health and social work activities</i> | działalność związana z kulturą, rozrywką i rekreacją <i>arts, entertainment and recreation</i> | pozostała działalność usługowa <i>other service activities</i> | Lp. No. | |
|---|------------------------------|--|---|---|--------------|----|
| 7 | 9 | 6 | 6 | 4 | 20 | 1 |
| 9 | 9 | 9 | 6 | 5 | 20 | 2 |
| 2 | - | 3 | - | 1 | - | 3 |
| 128,6 | 100,0 | 150,0 | 100,0 | 125,0 | 100,0 | 4 |
| 15 | 8 | 35 | 20 | 10 | 36 | 5 |
| 12 | 8 | 34 | 20 | 11 | 41 | 6 |
| -3 | - | -1 | - | 1 | 5 | 7 |
| 80,0 | 100,0 | 97,1 | 100,0 | 110,0 | 113,9 | 8 |
| 171 | 141 | 352 | 343 | 130 | 449 | 9 |
| 185 | 140 | 352 | 341 | 131 | 488 | 10 |
| 14 | -1 | - | -2 | 1 | 39 | 11 |
| 108,2 | 99,3 | 100,0 | 99,4 | 100,8 | 108,7 | 12 |
| 41 | 18 | 113 | 172 | 38 | 126 | 13 |
| 47 | 18 | 114 | 166 | 39 | 132 | 14 |
| 6 | - | 1 | -6 | 1 | 6 | 15 |
| 114,6 | 100,0 | 100,9 | 96,5 | 102,6 | 104,8 | 16 |
| 7 | 5 | 23 | 14 | 7 | 32 | 17 |
| 6 | 5 | 23 | 15 | 10 | 35 | 18 |
| -1 | - | - | 1 | 3 | 3 | 19 |
| 85,7 | 100,0 | 100,0 | 107,1 | 142,9 | 109,4 | 20 |
| 26 | 9 | 20 | 30 | 13 | 38 | 21 |
| 32 | 9 | 19 | 32 | 15 | 40 | 22 |
| 6 | - | -1 | 2 | 2 | 2 | 23 |
| 123,1 | 100,0 | 95,0 | 106,7 | 115,4 | 105,3 | 24 |
| 7 | 14 | 30 | 23 | 6 | 34 | 25 |
| 5 | 13 | 28 | 23 | 6 | 36 | 26 |
| -2 | -1 | -2 | - | - | 2 | 27 |
| 71,4 | 92,9 | 93,3 | 100,0 | 100,0 | 105,9 | 28 |
| 4 | 12 | 11 | 5 | 2 | 12 | 29 |
| 6 | 12 | 12 | 5 | 2 | 14 | 30 |
| 2 | - | 1 | - | - | 2 | 31 |
| 150,0 | 100,0 | 109,1 | 100,0 | 100,0 | 116,7 | 32 |

TABL. 3. **PODMIOTY GOSPODARKI NARODOWEJ WEDŁUG SEKCJI POLSKIEJ KLASYFIKACJI**
ENTITIES OF THE NATIONAL ECONOMY BY SECTIONS OF THE POLISH CLASSIFICATION

| Lp. No. | WYSZCZEGÓLNIENIE SPECIFICATION a – 31 XII 2013 b – 31 XII 2014 c – przyrost/spadek increase/decrease d – 2013 = 100 | Ogółem Grand total | W tym Of which | | | | |
|-----------------------------------|---|-----------------------|--|-------------------|---|-----------------------------|-------|
| | | | rolnictwo, leśnictwo, łowiectwo i rybactwo agriculture, forestry and fishing | przemysł industry | | budownictwo construction | |
| | | | | razem total | w tym przetwórstwo przemysłowe of which manufacturing | | |
| Powiat garwoliński (cd.) | | | | | | | |
| Powiat garwoliński (cont.) | | | | | | | |
| 1 | Gm. w. Garwolin | a | 819 | 19 | 88 | 85 | 131 |
| 2 | | b | 817 | 15 | 90 | 86 | 125 |
| 3 | | c | -2 | -4 | 2 | 1 | -6 |
| 4 | | d | 99,8 | 78,9 | 102,3 | 101,2 | 95,4 |
| 5 | Gm. w. Górzno | a | 371 | 14 | 47 | 43 | 78 |
| 6 | | b | 374 | 10 | 49 | 45 | 77 |
| 7 | | c | 3 | -4 | 2 | 2 | -1 |
| 8 | | d | 100,8 | 71,4 | 104,3 | 104,7 | 98,7 |
| 9 | Gm. w. Łaskarzew | a | 277 | 9 | 71 | 70 | 43 |
| 10 | | b | 281 | 6 | 69 | 68 | 46 |
| 11 | | c | 4 | -3 | -2 | -2 | 3 |
| 12 | | d | 101,4 | 66,7 | 97,2 | 97,1 | 107,0 |
| 13 | Gm. w. Maciejowice | a | 386 | 32 | 39 | 37 | 83 |
| 14 | | b | 388 | 24 | 39 | 37 | 93 |
| 15 | | c | 2 | -8 | - | - | 10 |
| 16 | | d | 100,5 | 75,0 | 100,0 | 100,0 | 112,0 |
| 17 | Gm. w. Miastków Kościelny | a | 240 | 10 | 19 | 18 | 50 |
| 18 | | b | 238 | 8 | 19 | 18 | 49 |
| 19 | | c | -2 | -2 | - | - | -1 |
| 20 | | d | 99,2 | 80,0 | 100,0 | 100,0 | 98,0 |
| 21 | Gm. w. Parysów | a | 163 | 5 | 30 | 28 | 18 |
| 22 | | b | 169 | 5 | 28 | 26 | 20 |
| 23 | | c | 6 | - | -2 | -2 | 2 |
| 24 | | d | 103,7 | 100,0 | 93,3 | 92,9 | 111,1 |
| 25 | Gm. w. Sobolew | a | 476 | 16 | 61 | 56 | 102 |
| 26 | | b | 480 | 11 | 65 | 59 | 104 |
| 27 | | c | 4 | -5 | 4 | 3 | 2 |
| 28 | | d | 100,8 | 68,8 | 106,6 | 105,4 | 102,0 |
| 29 | Gm. w. Trojanów | a | 317 | 14 | 46 | 42 | 62 |
| 30 | | b | 314 | 8 | 45 | 41 | 60 |
| 31 | | c | -3 | -6 | -1 | -1 | -2 |
| 32 | | d | 99,1 | 57,1 | 97,8 | 97,6 | 96,8 |

DZIAŁALNOŚCI ORAZ POWIATÓW I GMIN (cd.)
OF ACTIVITIES AND POWIATS AND GMINAS

| handel; naprawa pojazdów samochodowych ^Δ <i>trade; repair of motor vehicles^Δ</i> | transport i gospodarka magazynowa <i>transportation and storage</i> | zakwaterowanie i gastronomia ^Δ <i>accommodation and catering^Δ</i> | informacja i komunikacja <i>information and communication</i> | działalność finansowa i ubezpieczeniowa <i>financial and insurance activities</i> | obsługa rynku nieruchomości ^Δ <i>real estate activities</i> | działalność profesjonalna, naukowa i techniczna <i>professional, scientific and technical activities</i> |
|---|--|--|--|--|---|---|
| 236 | 46 | 11 | 12 | 31 | 9 | 50 |
| 233 | 51 | 12 | 15 | 28 | 10 | 50 |
| -3 | 5 | 1 | 3 | -3 | 1 | - |
| 98,7 | 110,9 | 109,1 | 125,0 | 90,3 | 111,1 | 100,0 |
| 117 | 36 | 1 | 5 | 5 | - | 10 |
| 118 | 35 | 1 | 6 | 5 | - | 9 |
| 1 | -1 | - | 1 | - | - | -1 |
| 100,9 | 97,2 | 100,0 | 120,0 | 100,0 | x | 90,0 |
| 56 | 17 | 7 | 2 | 11 | - | 11 |
| 59 | 16 | 5 | 1 | 10 | - | 12 |
| 3 | -1 | -2 | -1 | -1 | - | 1 |
| 105,4 | 94,1 | 71,4 | 50,0 | 90,9 | x | 109,1 |
| 88 | 26 | 8 | 1 | 10 | 8 | 13 |
| 87 | 24 | 8 | 2 | 9 | 8 | 13 |
| -1 | -2 | - | 1 | -1 | - | - |
| 98,9 | 92,3 | 100,0 | 200,0 | 90,0 | 100,0 | 100,0 |
| 55 | 25 | 3 | 1 | 11 | 1 | 9 |
| 59 | 23 | 2 | 1 | 11 | 1 | 9 |
| 4 | -2 | -1 | - | - | - | - |
| 107,3 | 92,0 | 66,7 | 100,0 | 100,0 | 100,0 | 100,0 |
| 59 | 10 | - | 1 | - | - | 1 |
| 62 | 12 | - | - | 1 | - | 3 |
| 3 | 2 | - | -1 | 1 | - | 2 |
| 105,1 | 120,0 | x | x | x | x | 300,0 |
| 137 | 27 | 11 | 1 | 12 | - | 15 |
| 135 | 30 | 10 | 3 | 11 | - | 18 |
| -2 | 3 | -1 | 2 | -1 | - | 3 |
| 98,5 | 111,1 | 90,9 | 300,0 | 91,7 | x | 120,0 |
| 89 | 21 | 4 | 3 | 6 | - | 17 |
| 89 | 19 | 4 | 3 | 6 | - | 19 |
| - | -2 | - | - | - | - | 2 |
| 100,0 | 90,5 | 100,0 | 100,0 | 100,0 | x | 111,8 |

| administracja publiczna i obrona narodowa; obowiązkowe zabezpieczenia społeczne <i>public administration and defence; compulsory social security</i> | edukacja <i>education</i> | opieka zdrowotna i pomoc społeczna <i>human health and social work activities</i> | działalność związana z kulturą, rozrywką i rekreacją <i>arts, entertainment and recreation</i> | pozostała działalność usługowa <i>other service activities</i> | Lp. No. | |
|---|------------------------------|--|---|---|------------|----|
| 31 | 10 | 51 | 28 | 15 | 51 | 1 |
| 30 | 10 | 51 | 31 | 14 | 52 | 2 |
| -1 | - | - | 3 | -1 | 1 | 3 |
| 96,8 | 100,0 | 100,0 | 110,7 | 93,3 | 102,0 | 4 |
| 4 | 10 | 12 | 7 | 7 | 18 | 5 |
| 6 | 10 | 12 | 8 | 6 | 22 | 6 |
| 2 | - | - | 1 | -1 | 4 | 7 |
| 150,0 | 100,0 | 100,0 | 114,3 | 85,7 | 122,2 | 8 |
| 12 | 8 | 15 | 2 | 5 | 8 | 9 |
| 13 | 8 | 16 | 3 | 5 | 12 | 10 |
| 1 | - | 1 | 1 | - | 4 | 11 |
| 108,3 | 100,0 | 106,7 | 150,0 | 100,0 | 150,0 | 12 |
| 7 | 5 | 10 | 13 | 5 | 38 | 13 |
| 5 | 5 | 10 | 12 | 5 | 44 | 14 |
| -2 | - | - | -1 | - | 6 | 15 |
| 71,4 | 100,0 | 100,0 | 92,3 | 100,0 | 115,8 | 16 |
| 6 | 13 | 6 | 3 | 11 | 17 | 17 |
| 5 | 13 | 7 | 3 | 11 | 17 | 18 |
| -1 | - | 1 | - | - | - | 19 |
| 83,3 | 100,0 | 116,7 | 100,0 | 100,0 | 100,0 | 20 |
| 3 | 9 | 7 | 6 | 3 | 11 | 21 |
| 2 | 9 | 5 | 6 | 2 | 14 | 22 |
| -1 | - | -2 | - | -1 | 3 | 23 |
| 66,7 | 100,0 | 71,4 | 100,0 | 66,7 | 127,3 | 24 |
| 8 | 9 | 23 | 15 | 6 | 33 | 25 |
| 9 | 9 | 25 | 11 | 5 | 34 | 26 |
| 1 | - | 2 | -4 | -1 | 1 | 27 |
| 112,5 | 100,0 | 108,7 | 73,3 | 83,3 | 103,0 | 28 |
| 7 | 13 | 16 | 3 | 7 | 9 | 29 |
| 10 | 13 | 16 | 4 | 6 | 12 | 30 |
| 3 | - | - | 1 | -1 | 3 | 31 |
| 142,9 | 100,0 | 100,0 | 133,3 | 85,7 | 133,3 | 32 |

TABL. 3. **PODMIOTY GOSPODARKI NARODOWEJ WEDŁUG SEKCJI POLSKIEJ KLASYFIKACJI**
ENTITIES OF THE NATIONAL ECONOMY BY SECTIONS OF THE POLISH CLASSIFICATION

| Lp. No. | WYSZCZEGÓLNIENIE SPECIFICATION a – 31 XII 2013 b – 31 XII 2014 c – przyrost/spadek increase/decrease d – 2013 = 100 | Ogółem Grand total | W tym Of which | | | |
|------------|---|-----------------------|--|-------------------|---|-----------------------------|
| | | | rolnictwo, leśnictwo, łowiectwo i rybactwo agriculture, forestry and fishing | przemysł industry | | budownictwo construction |
| | | | | razem total | w tym przetwórstwo przemysłowe of which manufacturing | |
| | Powiat garwoliński (dok.) | | | | | |
| | Powiat garwoliński (cont.) | | | | | |
| 1 | Gm. w. Wilga | 355 | 16 | 40 | 39 | 53 |
| 2 | | 351 | 13 | 40 | 40 | 52 |
| 3 | | -4 | -3 | - | 1 | -1 |
| 4 | | 98,9 | 81,3 | 100,0 | 102,6 | 98,1 |
| 5 | Powiat gostyniński | 3319 | 198 | 262 | 231 | 512 |
| 6 | Powiat gostyniński | 3317 | 150 | 278 | 247 | 501 |
| 7 | | -2 | -48 | 16 | 16 | -11 |
| 8 | | 99,9 | 75,8 | 106,1 | 106,9 | 97,9 |
| 9 | M. Gostynin | 1787 | 27 | 143 | 127 | 271 |
| 10 | | 1764 | 19 | 146 | 132 | 257 |
| 11 | | -23 | -8 | 3 | 5 | -14 |
| 12 | | 98,7 | 70,4 | 102,1 | 103,9 | 94,8 |
| 13 | Gm. w. Gostynin | 776 | 95 | 60 | 52 | 137 |
| 14 | | 792 | 73 | 68 | 59 | 134 |
| 15 | | 16 | -22 | 8 | 7 | -3 |
| 16 | | 102,1 | 76,8 | 113,3 | 113,5 | 97,8 |
| 17 | Gm. w. Pacyna | 184 | 21 | 17 | 15 | 20 |
| 18 | | 194 | 13 | 20 | 17 | 25 |
| 19 | | 10 | -8 | 3 | 2 | 5 |
| 20 | | 105,4 | 61,9 | 117,6 | 113,3 | 125,0 |
| 21 | Gm. w. Sanniki | 362 | 29 | 30 | 27 | 46 |
| 22 | | 366 | 23 | 30 | 27 | 49 |
| 23 | | 4 | -6 | - | - | 3 |
| 24 | | 101,1 | 79,3 | 100,0 | 100,0 | 106,5 |
| 25 | Gm. w. Szczawin Kościelny | 210 | 26 | 12 | 10 | 38 |
| 26 | | 201 | 22 | 14 | 12 | 36 |
| 27 | | -9 | -4 | 2 | 2 | -2 |
| 28 | | 95,7 | 84,6 | 116,7 | 120,0 | 94,7 |
| 29 | Powiat grodziski | 11899 | 106 | 1330 | 1254 | 1268 |
| 30 | Powiat grodziski | 12141 | 88 | 1348 | 1272 | 1282 |
| 31 | | 242 | -18 | 18 | 18 | 14 |
| 32 | | 102,0 | 83,0 | 101,4 | 101,4 | 101,1 |

DZIAŁALNOŚCI ORAZ POWIATÓW I GMIN (cd.)
OF ACTIVITIES AND POWIATS AND GMINAS

| handel; naprawa pojazdów samochodowych ^Δ <i>trade; repair of motor vehicles^Δ</i> | transport i gospodarka magazynowa <i>transportation and storage</i> | zakwaterowanie i gastronomia ^Δ <i>accommodation and catering^Δ</i> | informacja i komunikacja <i>information and communication</i> | działalność finansowa i ubezpieczeniowa <i>financial and insurance activities</i> | obsługa rynku nieruchomości ^Δ <i>real estate activities</i> | działalność profesjonalna, naukowa i techniczna <i>professional, scientific and technical activities</i> |
|---|--|--|--|--|---|---|
| 103 | 20 | 17 | 8 | 2 | 3 | 15 |
| 98 | 21 | 18 | 7 | 1 | 4 | 17 |
| -5 | 1 | 1 | -1 | -1 | 1 | 2 |
| 95,1 | 105,0 | 105,9 | 87,5 | 50,0 | 133,3 | 113,3 |
| 951 | 169 | 76 | 57 | 70 | 93 | 201 |
| 948 | 177 | 78 | 57 | 69 | 97 | 198 |
| -3 | 8 | 2 | - | -1 | 4 | -3 |
| 99,7 | 104,7 | 102,6 | 100,0 | 98,6 | 104,3 | 98,5 |
| 539 | 76 | 43 | 37 | 42 | 75 | 134 |
| 521 | 78 | 41 | 38 | 40 | 80 | 135 |
| -18 | 2 | -2 | 1 | -2 | 5 | 1 |
| 96,7 | 102,6 | 95,3 | 102,7 | 95,2 | 106,7 | 100,7 |
| 194 | 38 | 20 | 11 | 15 | 8 | 38 |
| 204 | 41 | 24 | 9 | 16 | 7 | 38 |
| 10 | 3 | 4 | -2 | 1 | -1 | - |
| 105,2 | 107,9 | 120,0 | 81,8 | 106,7 | 87,5 | 100,0 |
| 55 | 9 | 2 | 1 | 1 | 4 | 8 |
| 58 | 9 | 3 | 1 | 2 | 4 | 8 |
| 3 | - | 1 | - | 1 | - | - |
| 105,5 | 100,0 | 150,0 | 100,0 | 200,0 | 100,0 | 100,0 |
| 103 | 42 | 7 | 6 | 8 | 3 | 12 |
| 107 | 45 | 6 | 6 | 7 | 3 | 10 |
| 4 | 3 | -1 | - | -1 | - | -2 |
| 103,9 | 107,1 | 85,7 | 100,0 | 87,5 | 100,0 | 83,3 |
| 60 | 4 | 4 | 2 | 4 | 3 | 9 |
| 58 | 4 | 4 | 3 | 4 | 3 | 7 |
| -2 | - | - | 1 | - | - | -2 |
| 96,7 | 100,0 | 100,0 | 150,0 | 100,0 | 100,0 | 77,8 |
| 3266 | 791 | 291 | 504 | 289 | 355 | 1267 |
| 3296 | 798 | 294 | 529 | 276 | 355 | 1333 |
| 30 | 7 | 3 | 25 | -13 | - | 66 |
| 100,9 | 100,9 | 101,0 | 105,0 | 95,5 | 100,0 | 105,2 |

| administracja publiczna i obrona narodowa; obowiązkowe zabezpieczenia społeczne <i>public administration and defence; compulsory social security</i> | edukacja <i>education</i> | opieka zdrowotna i pomoc społeczna <i>human health and social work activities</i> | działalność związana z kulturą, rozrywką i rekreacją <i>arts, entertainment and recreation</i> | pozostała działalność usługowa <i>other service activities</i> | Lp. No. | |
|---|------------------------------|--|---|---|--------------|----|
| 8 | 6 | 15 | 22 | 5 | 22 | 1 |
| 9 | 6 | 14 | 22 | 5 | 24 | 2 |
| 1 | – | -1 | – | – | 2 | 3 |
| 112,5 | 100,0 | 93,3 | 100,0 | 100,0 | 109,1 | 4 |
| 86 | 68 | 128 | 193 | 55 | 200 | 5 |
| 102 | 68 | 120 | 202 | 62 | 210 | 6 |
| 16 | – | -8 | 9 | 7 | 10 | 7 |
| 118,6 | 100,0 | 93,8 | 104,7 | 112,7 | 105,0 | 8 |
| 44 | 15 | 68 | 129 | 28 | 116 | 9 |
| 49 | 15 | 62 | 137 | 29 | 117 | 10 |
| 5 | – | -6 | 8 | 1 | 1 | 11 |
| 111,4 | 100,0 | 91,2 | 106,2 | 103,6 | 100,9 | 12 |
| 25 | 22 | 27 | 42 | 10 | 34 | 13 |
| 31 | 22 | 27 | 44 | 13 | 41 | 14 |
| 6 | – | – | 2 | 3 | 7 | 15 |
| 124,0 | 100,0 | 100,0 | 104,8 | 130,0 | 120,6 | 16 |
| 4 | 8 | 10 | 3 | 5 | 16 | 17 |
| 9 | 8 | 9 | 3 | 6 | 16 | 18 |
| 5 | – | -1 | – | 1 | – | 19 |
| 225,0 | 100,0 | 90,0 | 100,0 | 120,0 | 100,0 | 20 |
| 6 | 13 | 16 | 16 | 8 | 17 | 21 |
| 8 | 13 | 15 | 15 | 9 | 20 | 22 |
| 2 | – | -1 | -1 | 1 | 3 | 23 |
| 133,3 | 100,0 | 93,8 | 93,8 | 112,5 | 117,6 | 24 |
| 7 | 10 | 7 | 3 | 4 | 17 | 25 |
| 5 | 10 | 7 | 3 | 5 | 16 | 26 |
| -2 | – | – | – | 1 | -1 | 27 |
| 71,4 | 100,0 | 100,0 | 100,0 | 125,0 | 94,1 | 28 |
| 405 | 36 | 497 | 602 | 208 | 683 | 29 |
| 425 | 35 | 517 | 634 | 217 | 713 | 30 |
| 20 | -1 | 20 | 32 | 9 | 30 | 31 |
| 104,9 | 97,2 | 104,0 | 105,3 | 104,3 | 104,4 | 32 |

TABL. 3. **PODMIOTY GOSPODARKI NARODOWEJ WEDŁUG SEKCJI POLSKIEJ KLASYFIKACJI**
ENTITIES OF THE NATIONAL ECONOMY BY SECTIONS OF THE POLISH CLASSIFICATION

| Lp. No. | WYSZCZEGÓLNIENIE SPECIFICATION a – 31 XII 2013 b – 31 XII 2014 c – przyrost/spadek increase/decrease d – 2013 = 100 | Ogółem Grand total | W tym Of which | | | | |
|---------------------------------|---|-----------------------|--|-------------------|---|-----------------------------|--------------|
| | | | rolnictwo, leśnictwo, łowiectwo i rybactwo agriculture, forestry and fishing | przemysł industry | | budownictwo construction | |
| | | | | razem total | w tym przetwórstwo przemysłowe of which manufacturing | | |
| Powiat grodziski (dok.) | | | | | | | |
| Powiat grodziski (cont.) | | | | | | | |
| 1 | M. Milanówek | a | 2829 | 17 | 376 | 359 | 280 |
| 2 | | b | 2863 | 16 | 375 | 357 | 276 |
| 3 | | c | 34 | -1 | -1 | -2 | -4 |
| 4 | | d | 101,2 | 94,1 | 99,7 | 99,4 | 98,6 |
| 5 | M. Podkowa Leśna | a | 881 | 5 | 97 | 95 | 47 |
| 6 | | b | 866 | 4 | 96 | 94 | 47 |
| 7 | | c | -15 | -1 | -1 | -1 | - |
| 8 | | d | 98,3 | 80,0 | 99,0 | 98,9 | 100,0 |
| 9 | Gm. m-w. Grodzisk | a | 5755 | 46 | 617 | 583 | 576 |
| 10 | Mazowiecki | b | 5944 | 37 | 629 | 594 | 589 |
| 11 | | c | 189 | -9 | 12 | 11 | 13 |
| 12 | | d | 103,3 | 80,4 | 101,9 | 101,9 | 102,3 |
| 13 | Gm. w. Baranów | a | 356 | 17 | 34 | 33 | 65 |
| 14 | | b | 358 | 11 | 34 | 33 | 65 |
| 15 | | c | 2 | -6 | - | - | - |
| 16 | | d | 100,6 | 64,7 | 100,0 | 100,0 | 100,0 |
| 17 | Gm. w. Jaktorów | a | 1146 | 7 | 111 | 102 | 168 |
| 18 | | b | 1159 | 8 | 118 | 109 | 172 |
| 19 | | c | 13 | 1 | 7 | 7 | 4 |
| 20 | | d | 101,1 | 114,3 | 106,3 | 106,9 | 102,4 |
| 21 | Gm. w. Żabia Wola | a | 932 | 14 | 95 | 82 | 132 |
| 22 | | b | 951 | 12 | 96 | 85 | 133 |
| 23 | | c | 19 | -2 | 1 | 3 | 1 |
| 24 | | d | 102,0 | 85,7 | 101,1 | 103,7 | 100,8 |
| 25 | Powiat grójecki | a | 8590 | 359 | 735 | 677 | 822 |
| 26 | Powiat grójecki | b | 8699 | 203 | 755 | 694 | 833 |
| 27 | | c | 109 | -156 | 20 | 17 | 11 |
| 28 | | d | 101,3 | 56,5 | 102,7 | 102,5 | 101,3 |
| 29 | Gm. m-w. Grójec | a | 3452 | 83 | 277 | 253 | 335 |
| 30 | | b | 3456 | 51 | 281 | 257 | 330 |
| 31 | | c | 4 | -32 | 4 | 4 | -5 |
| 32 | | d | 100,1 | 61,4 | 101,4 | 101,6 | 98,5 |

DZIAŁALNOŚCI ORAZ POWIATÓW I GMIN (cd.)
OF ACTIVITIES AND POWIATS AND GMINAS

| handel; naprawa pojazdów samochodowych ^Δ <i>trade; repair of motor vehicles^Δ</i> | transport i gospodarka magazynowa <i>transportation and storage</i> | zakwaterowanie i gastronomia ^Δ <i>accommodation and catering^Δ</i> | informacja i komunikacja <i>information and communication</i> | działalność finansowa i ubezpieczeniowa <i>financial and insurance activities</i> | obsługa rynku nieruchomości ^Δ <i>real estate activities</i> | działalność profesjonalna, naukowa i techniczna <i>professional, scientific and technical activities</i> |
|---|--|--|--|--|---|---|
| 788 | 149 | 59 | 140 | 69 | 70 | 347 |
| 782 | 149 | 57 | 145 | 65 | 75 | 371 |
| -6 | - | -2 | 5 | -4 | 5 | 24 |
| 99,2 | 100,0 | 96,6 | 103,6 | 94,2 | 107,1 | 106,9 |
| 186 | 25 | 22 | 47 | 19 | 25 | 159 |
| 179 | 28 | 19 | 50 | 17 | 24 | 154 |
| -7 | 3 | -3 | 3 | -2 | -1 | -5 |
| 96,2 | 112,0 | 86,4 | 106,4 | 89,5 | 96,0 | 96,9 |
| 1613 | 401 | 143 | 232 | 134 | 230 | 557 |
| 1651 | 411 | 148 | 248 | 140 | 226 | 579 |
| 38 | 10 | 5 | 16 | 6 | -4 | 22 |
| 102,4 | 102,5 | 103,5 | 106,9 | 104,5 | 98,3 | 103,9 |
| 103 | 34 | 5 | 8 | 7 | 1 | 24 |
| 108 | 32 | 7 | 7 | 4 | 1 | 30 |
| 5 | -2 | 2 | -1 | -3 | - | 6 |
| 104,9 | 94,1 | 140,0 | 87,5 | 57,1 | 100,0 | 125,0 |
| 334 | 116 | 20 | 36 | 34 | 15 | 80 |
| 331 | 113 | 17 | 38 | 29 | 14 | 88 |
| -3 | -3 | -3 | 2 | -5 | -1 | 8 |
| 99,1 | 97,4 | 85,0 | 105,6 | 85,3 | 93,3 | 110,0 |
| 242 | 66 | 42 | 41 | 26 | 14 | 100 |
| 245 | 65 | 46 | 41 | 21 | 15 | 111 |
| 3 | -1 | 4 | - | -5 | 1 | 11 |
| 101,2 | 98,5 | 109,5 | 100,0 | 80,8 | 107,1 | 111,0 |
| 3030 | 635 | 297 | 133 | 232 | 201 | 489 |
| 3110 | 641 | 309 | 153 | 229 | 232 | 521 |
| 80 | 6 | 12 | 20 | -3 | 31 | 32 |
| 102,6 | 100,9 | 104,0 | 115,0 | 98,7 | 115,4 | 106,5 |
| 1156 | 283 | 154 | 56 | 94 | 124 | 242 |
| 1167 | 276 | 156 | 68 | 94 | 136 | 248 |
| 11 | -7 | 2 | 12 | - | 12 | 6 |
| 101,0 | 97,5 | 101,3 | 121,4 | 100,0 | 109,7 | 102,5 |

| administracja publiczna i obrona narodowa; obowiązkowe zabezpieczenia społeczne <i>public administration and defence; compulsory social security</i> | edukacja <i>education</i> | opieka zdrowotna i pomoc społeczna <i>human health and social work activities</i> | działalność związana z kulturą, rozrywką i rekreacją <i>arts, entertainment and recreation</i> | pozostała działalność usługowa <i>other service activities</i> | Lp. No. | |
|---|------------------------------|--|---|---|--------------|----|
| 84 | 4 | 106 | 136 | 44 | 160 | 1 |
| 82 | 4 | 111 | 140 | 46 | 169 | 2 |
| -2 | - | 5 | 4 | 2 | 9 | 3 |
| 97,6 | 100,0 | 104,7 | 102,9 | 104,5 | 105,6 | 4 |
| 33 | 2 | 52 | 70 | 27 | 65 | 5 |
| 33 | 2 | 54 | 70 | 27 | 62 | 6 |
| - | - | 2 | - | - | -3 | 7 |
| 100,0 | 100,0 | 103,8 | 100,0 | 100,0 | 95,4 | 8 |
| 204 | 16 | 244 | 296 | 102 | 344 | 9 |
| 224 | 15 | 257 | 322 | 110 | 358 | 10 |
| 20 | -1 | 13 | 26 | 8 | 14 | 11 |
| 109,8 | 93,8 | 105,3 | 108,8 | 107,8 | 104,1 | 12 |
| 11 | 6 | 16 | 11 | 2 | 12 | 13 |
| 9 | 6 | 15 | 12 | 2 | 15 | 14 |
| -2 | - | -1 | 1 | - | 3 | 15 |
| 81,8 | 100,0 | 93,8 | 109,1 | 100,0 | 125,0 | 16 |
| 46 | 4 | 40 | 49 | 20 | 66 | 17 |
| 49 | 4 | 39 | 47 | 20 | 72 | 18 |
| 3 | - | -1 | -2 | - | 6 | 19 |
| 106,5 | 100,0 | 97,5 | 95,9 | 100,0 | 109,1 | 20 |
| 27 | 4 | 39 | 40 | 13 | 36 | 21 |
| 28 | 4 | 41 | 43 | 12 | 37 | 22 |
| 1 | - | 2 | 3 | -1 | 1 | 23 |
| 103,7 | 100,0 | 105,1 | 107,5 | 92,3 | 102,8 | 24 |
| 202 | 111 | 326 | 338 | 95 | 585 | 25 |
| 222 | 111 | 319 | 341 | 103 | 617 | 26 |
| 20 | - | -7 | 3 | 8 | 32 | 27 |
| 109,9 | 100,0 | 97,9 | 100,9 | 108,4 | 105,5 | 28 |
| 70 | 21 | 119 | 178 | 31 | 229 | 29 |
| 69 | 21 | 112 | 175 | 35 | 237 | 30 |
| -1 | - | -7 | -3 | 4 | 8 | 31 |
| 98,6 | 100,0 | 94,1 | 98,3 | 112,9 | 103,5 | 32 |

TABL. 3. **PODMIOTY GOSPODARKI NARODOWEJ WEDŁUG SEKCJI POLSKIEJ KLASYFIKACJI**
ENTITIES OF THE NATIONAL ECONOMY BY SECTIONS OF THE POLISH CLASSIFICATION

| Lp. No. | WYSZCZEGÓLNIENIE SPECIFICATION a – 31 XII 2013 b – 31 XII 2014 c – przyrost/spadek increase/decrease d – 2013 = 100 | Ogółem Grand total | W tym Of which | | | | |
|--------------------------------|---|-----------------------|--|-------------------|---|-----------------------------|-------|
| | | | rolnictwo, leśnictwo, łowiectwo i rybactwo agriculture, forestry and fishing | przemysł industry | | budownictwo construction | |
| | | | | razem total | w tym przetwórstwo przemysłowe of which manufacturing | | |
| Powiat grójecki (cd.) | | | | | | | |
| Powiat grójecki (cont.) | | | | | | | |
| 1 | Gm. m-w. Mogielnica | a | 542 | 25 | 70 | 68 | 55 |
| 2 | | b | 560 | 18 | 73 | 71 | 58 |
| 3 | | c | 18 | -7 | 3 | 3 | 3 |
| 4 | | d | 103,3 | 72,0 | 104,3 | 104,4 | 105,5 |
| 5 | Gm. m-w. Nowe Miasto | a | 567 | 26 | 49 | 43 | 53 |
| 6 | nad Pilicą | b | 563 | 11 | 48 | 42 | 51 |
| 7 | | c | -4 | -15 | -1 | -1 | -2 |
| 8 | | d | 99,3 | 42,3 | 98,0 | 97,7 | 96,2 |
| 9 | Gm. m-w. Warka | a | 1493 | 58 | 134 | 126 | 143 |
| 10 | | b | 1534 | 32 | 141 | 132 | 146 |
| 11 | | c | 41 | -26 | 7 | 6 | 3 |
| 12 | | d | 102,7 | 55,2 | 105,2 | 104,8 | 102,1 |
| 13 | Gm. w. Belsk Duży | a | 445 | 50 | 40 | 38 | 41 |
| 14 | | b | 452 | 36 | 41 | 39 | 44 |
| 15 | | c | 7 | -14 | 1 | 1 | 3 |
| 16 | | d | 101,6 | 72,0 | 102,5 | 102,6 | 107,3 |
| 17 | Gm. w. Błędów | a | 548 | 38 | 46 | 41 | 32 |
| 18 | | b | 549 | 17 | 49 | 44 | 34 |
| 19 | | c | 1 | -21 | 3 | 3 | 2 |
| 20 | | d | 100,2 | 44,7 | 106,5 | 107,3 | 106,3 |
| 21 | Gm. w. Chynów | a | 689 | 30 | 50 | 47 | 89 |
| 22 | | b | 691 | 16 | 50 | 46 | 95 |
| 23 | | c | 2 | -14 | - | -1 | 6 |
| 24 | | d | 100,3 | 53,3 | 100,0 | 97,9 | 106,7 |
| 25 | Gm. w. Goszczyn | a | 185 | 15 | 13 | 12 | 13 |
| 26 | | b | 196 | 6 | 16 | 14 | 13 |
| 27 | | c | 11 | -9 | 3 | 2 | - |
| 28 | | d | 105,9 | 40,0 | 123,1 | 116,7 | 100,0 |
| 29 | Gm. w. Jasieniec | a | 324 | 13 | 32 | 28 | 34 |
| 30 | | b | 340 | 7 | 34 | 30 | 32 |
| 31 | | c | 16 | -6 | 2 | 2 | -2 |
| 32 | | d | 104,9 | 53,8 | 106,3 | 107,1 | 94,1 |

DZIAŁALNOŚCI ORAZ POWIATÓW I GMIN (cd.)
OF ACTIVITIES AND POWIATS AND GMINAS

| handel; naprawa pojazdów samochodowych ^Δ <i>trade; repair of motor vehicles^Δ</i> | transport i gospodarka magazynowa <i>transportation and storage</i> | zakwaterowanie i gastronomia ^Δ <i>accommodation and catering^Δ</i> | informacja i komunikacja <i>information and communication</i> | działalność finansowa i ubezpieczeniowa <i>financial and insurance activities</i> | obsługa rynku nieruchomości ^Δ <i>real estate activities</i> | działalność profesjonalna, naukowa i techniczna <i>professional, scientific and technical activities</i> |
|---|--|--|--|--|---|---|
| 185 | 31 | 16 | 8 | 17 | 4 | 27 |
| 192 | 31 | 16 | 10 | 16 | 3 | 27 |
| 7 | - | - | 2 | -1 | -1 | - |
| 103,8 | 100,0 | 100,0 | 125,0 | 94,1 | 75,0 | 100,0 |
| 187 | 37 | 12 | 6 | 11 | 22 | 21 |
| 196 | 38 | 14 | 7 | 10 | 24 | 29 |
| 9 | 1 | 2 | 1 | -1 | 2 | 8 |
| 104,8 | 102,7 | 116,7 | 116,7 | 90,9 | 109,1 | 138,1 |
| 525 | 96 | 49 | 26 | 40 | 41 | 82 |
| 524 | 99 | 61 | 31 | 36 | 54 | 86 |
| -1 | 3 | 12 | 5 | -4 | 13 | 4 |
| 99,8 | 103,1 | 124,5 | 119,2 | 90,0 | 131,7 | 104,9 |
| 154 | 22 | 15 | 10 | 12 | 6 | 24 |
| 169 | 24 | 12 | 7 | 14 | 6 | 27 |
| 15 | 2 | -3 | -3 | 2 | - | 3 |
| 109,7 | 109,1 | 80,0 | 70,0 | 116,7 | 100,0 | 112,5 |
| 244 | 55 | 18 | 4 | 12 | 2 | 17 |
| 246 | 56 | 20 | 6 | 12 | 3 | 20 |
| 2 | 1 | 2 | 2 | - | 1 | 3 |
| 100,8 | 101,8 | 111,1 | 150,0 | 100,0 | 150,0 | 117,6 |
| 232 | 42 | 21 | 12 | 22 | - | 41 |
| 240 | 48 | 17 | 12 | 21 | - | 41 |
| 8 | 6 | -4 | - | -1 | - | - |
| 103,4 | 114,3 | 81,0 | 100,0 | 95,5 | x | 100,0 |
| 79 | 16 | 2 | 3 | 5 | - | 2 |
| 86 | 17 | 3 | 4 | 5 | - | 3 |
| 7 | 1 | 1 | 1 | - | - | 1 |
| 108,9 | 106,3 | 150,0 | 133,3 | 100,0 | x | 150,0 |
| 121 | 24 | 5 | 3 | 11 | 1 | 23 |
| 131 | 25 | 4 | 1 | 14 | 2 | 26 |
| 10 | 1 | -1 | -2 | 3 | 1 | 3 |
| 108,3 | 104,2 | 80,0 | 33,3 | 127,3 | 200,0 | 113,0 |

| administrowanie i działalność wspierająca ^A <i>administrative and support service activities</i> | administracja publiczna i obrona narodowa; obowiązkowe zabezpieczenia społeczne <i>public administration and defence; compulsory social security</i> | edukacja <i>education</i> | opieka zdrowotna i pomoc społeczna <i>human health and social work activities</i> | działalność związana z kulturą, rozrywką i rekreacją <i>arts, entertainment and recreation</i> | pozostała działalność usługowa <i>other service activities</i> | Lp. No. |
|--|---|------------------------------|--|---|---|---------|
| 12 | 16 | 22 | 15 | 5 | 34 | 1 |
| 15 | 16 | 23 | 16 | 5 | 41 | 2 |
| 3 | - | 1 | 1 | - | 7 | 3 |
| 125,0 | 100,0 | 104,5 | 106,7 | 100,0 | 120,6 | 4 |
| 11 | 12 | 23 | 39 | 8 | 50 | 5 |
| 12 | 12 | 16 | 39 | 8 | 48 | 6 |
| 1 | - | -7 | - | - | -2 | 7 |
| 109,1 | 100,0 | 69,6 | 100,0 | 100,0 | 96,0 | 8 |
| 48 | 14 | 68 | 45 | 20 | 104 | 9 |
| 59 | 14 | 71 | 51 | 20 | 109 | 10 |
| 11 | - | 3 | 6 | - | 5 | 11 |
| 122,9 | 100,0 | 104,4 | 113,3 | 100,0 | 104,8 | 12 |
| 5 | 8 | 11 | 13 | 5 | 29 | 13 |
| 6 | 8 | 11 | 12 | 5 | 30 | 14 |
| 1 | - | - | -1 | - | 1 | 15 |
| 120,0 | 100,0 | 100,0 | 92,3 | 100,0 | 103,4 | 16 |
| 11 | 8 | 14 | 5 | 7 | 35 | 17 |
| 12 | 8 | 14 | 6 | 9 | 37 | 18 |
| 1 | - | - | 1 | 2 | 2 | 19 |
| 109,1 | 100,0 | 100,0 | 120,0 | 128,6 | 105,7 | 20 |
| 28 | 10 | 31 | 15 | 9 | 57 | 21 |
| 28 | 10 | 31 | 13 | 10 | 59 | 22 |
| - | - | - | -2 | 1 | 2 | 23 |
| 100,0 | 100,0 | 100,0 | 86,7 | 111,1 | 103,5 | 24 |
| 5 | 8 | 9 | 5 | 2 | 8 | 25 |
| 6 | 8 | 9 | 5 | 2 | 13 | 26 |
| 1 | - | - | - | - | 5 | 27 |
| 120,0 | 100,0 | 100,0 | 100,0 | 100,0 | 162,5 | 28 |
| 4 | 7 | 11 | 13 | 3 | 19 | 29 |
| 7 | 7 | 13 | 13 | 3 | 21 | 30 |
| 3 | - | 2 | - | - | 2 | 31 |
| 175,0 | 100,0 | 118,2 | 100,0 | 100,0 | 110,5 | 32 |

TABL. 3. **PODMIOTY GOSPODARKI NARODOWEJ WEDŁUG SEKCJI POLSKIEJ KLASYFIKACJI**
ENTITIES OF THE NATIONAL ECONOMY BY SECTIONS OF THE POLISH CLASSIFICATION

| Lp. No. | WYSZCZEGÓLNIENIE SPECIFICATION a – 31 XII 2013 b – 31 XII 2014 c – przyrost/spadek increase/decrease d – 2013 = 100 | Ogółem Grand total | W tym Of which | | | |
|------------|---|-----------------------|--|-------------------|---|-----------------------------|
| | | | rolnictwo, leśnictwo, łowiectwo i rybactwo agriculture, forestry and fishing | przemysł industry | | budownictwo construction |
| | | | | razem total | w tym przetwórstwo przemysłowe of which manufacturing | |
| | Powiat grójecki (dok.) | | | | | |
| | Powiat grójecki (cont.) | | | | | |
| 1 | Gm. w. Pniewy | a 345 | 21 | 24 | 21 | 27 |
| 2 | | b 358 | 9 | 22 | 19 | 30 |
| 3 | | c 13 | -12 | -2 | -2 | 3 |
| 4 | | d 103,8 | 42,9 | 91,7 | 90,5 | 111,1 |
| 5 | Powiat kozienicki | a 4102 | 155 | 395 | 379 | 612 |
| 6 | Powiat kozienicki | b 4118 | 97 | 403 | 388 | 630 |
| 7 | | c 16 | -58 | 8 | 9 | 18 |
| 8 | | d 100,4 | 62,6 | 102,0 | 102,4 | 102,9 |
| 9 | Gm. m-w. Kozienice | a 2497 | 50 | 199 | 189 | 398 |
| 10 | | b 2479 | 26 | 203 | 195 | 400 |
| 11 | | c -18 | -24 | 4 | 6 | 2 |
| 12 | | d 99,3 | 52,0 | 102,0 | 103,2 | 100,5 |
| 13 | Gm. w. Garbatka-Letnisko | a 352 | 19 | 61 | 60 | 50 |
| 14 | | b 360 | 13 | 62 | 60 | 46 |
| 15 | | c 8 | -6 | 1 | - | -4 |
| 16 | | d 102,3 | 68,4 | 101,6 | 100,0 | 92,0 |
| 17 | Gm. w. Głowaczów | a 374 | 33 | 47 | 45 | 61 |
| 18 | | b 376 | 24 | 51 | 49 | 61 |
| 19 | | c 2 | -9 | 4 | 4 | - |
| 20 | | d 100,5 | 72,7 | 108,5 | 108,9 | 100,0 |
| 21 | Gm. w. Gniewoszków | a 225 | 16 | 23 | 22 | 26 |
| 22 | | b 233 | 12 | 27 | 26 | 30 |
| 23 | | c 8 | -4 | 4 | 4 | 4 |
| 24 | | d 103,6 | 75,0 | 117,4 | 118,2 | 115,4 |
| 25 | Gm. w. Grabów nad Pilicą | a 173 | 14 | 16 | 14 | 25 |
| 26 | | b 185 | 10 | 15 | 13 | 31 |
| 27 | | c 12 | -4 | -1 | -1 | 6 |
| 28 | | d 106,9 | 71,4 | 93,8 | 92,9 | 124,0 |

DZIAŁALNOŚCI ORAZ POWIATÓW I GMIN (cd.)
OF ACTIVITIES AND POWIATS AND GMINAS

| handel; naprawa pojazdów samochodowych ^Δ <i>trade; repair of motor vehicles^Δ</i> | transport i gospodarka magazynowa <i>transportation and storage</i> | zakwaterowanie i gastronomia ^Δ <i>accommodation and catering^Δ</i> | informacja i komunikacja <i>information and communication</i> | działalność finansowa i ubezpieczeniowa <i>financial and insurance activities</i> | obsługa rynku nieruchomości ^Δ <i>real estate activities</i> | działalność profesjonalna, naukowa i techniczna <i>professional, scientific and technical activities</i> |
|---|--|--|--|--|---|---|
| 147 | 29 | 5 | 5 | 8 | 1 | 10 |
| 159 | 27 | 6 | 7 | 7 | 4 | 14 |
| 12 | -2 | 1 | 2 | -1 | 3 | 4 |
| 108,2 | 93,1 | 120,0 | 140,0 | 87,5 | 400,0 | 140,0 |
| 1131 | 297 | 128 | 86 | 105 | 125 | 259 |
| 1147 | 293 | 120 | 83 | 104 | 126 | 273 |
| 16 | -4 | -8 | -3 | -1 | 1 | 14 |
| 101,4 | 98,7 | 93,8 | 96,5 | 99,0 | 100,8 | 105,4 |
| 678 | 170 | 78 | 70 | 72 | 108 | 190 |
| 675 | 163 | 73 | 65 | 70 | 108 | 199 |
| -3 | -7 | -5 | -5 | -2 | - | 9 |
| 99,6 | 95,9 | 93,6 | 92,9 | 97,2 | 100,0 | 104,7 |
| 79 | 19 | 18 | 4 | 4 | 7 | 17 |
| 89 | 20 | 19 | 5 | 4 | 7 | 18 |
| 10 | 1 | 1 | 1 | - | - | 1 |
| 112,7 | 105,3 | 105,6 | 125,0 | 100,0 | 100,0 | 105,9 |
| 106 | 22 | 9 | 2 | 5 | 3 | 17 |
| 110 | 22 | 8 | 3 | 6 | 3 | 17 |
| 4 | - | -1 | 1 | 1 | - | - |
| 103,8 | 100,0 | 88,9 | 150,0 | 120,0 | 100,0 | 100,0 |
| 85 | 24 | 3 | 2 | 3 | 1 | 5 |
| 86 | 25 | 3 | 1 | 3 | 1 | 4 |
| 1 | 1 | - | -1 | - | - | -1 |
| 101,2 | 104,2 | 100,0 | 50,0 | 100,0 | 100,0 | 80,0 |
| 43 | 13 | 6 | 4 | 5 | 1 | 8 |
| 44 | 13 | 6 | 5 | 4 | 1 | 10 |
| 1 | - | - | 1 | -1 | - | 2 |
| 102,3 | 100,0 | 100,0 | 125,0 | 80,0 | 100,0 | 125,0 |

| administracja publiczna i obrona narodowa; obowiązkowe zabezpieczenia społeczne <i>public administration and defence; compulsory social security</i> | edukacja <i>education</i> | opieka zdrowotna i pomoc społeczna <i>human health and social work activities</i> | działalność związana z kulturą, rozrywką i rekreacją <i>arts, entertainment and recreation</i> | pozostała działalność usługowa <i>other service activities</i> | Lp. No. | |
|---|------------------------------|--|---|---|--------------|----|
| 8 | 7 | 18 | 10 | 5 | 20 | 1 |
| 8 | 7 | 19 | 11 | 6 | 22 | 2 |
| - | - | 1 | 1 | 1 | 2 | 3 |
| 100,0 | 100,0 | 105,6 | 110,0 | 120,0 | 110,0 | 4 |
| 60 | 71 | 164 | 187 | 69 | 258 | 5 |
| 69 | 71 | 165 | 196 | 72 | 269 | 6 |
| 9 | - | 1 | 9 | 3 | 11 | 7 |
| 115,0 | 100,0 | 100,6 | 104,8 | 104,3 | 104,3 | 8 |
| 28 | 24 | 86 | 143 | 41 | 162 | 9 |
| 30 | 24 | 83 | 150 | 42 | 168 | 10 |
| 2 | - | -3 | 7 | 1 | 6 | 11 |
| 107,1 | 100,0 | 96,5 | 104,9 | 102,4 | 103,7 | 12 |
| 4 | 7 | 16 | 12 | 10 | 25 | 13 |
| 5 | 7 | 18 | 12 | 9 | 26 | 14 |
| 1 | - | 2 | - | -1 | 1 | 15 |
| 125,0 | 100,0 | 112,5 | 100,0 | 90,0 | 104,0 | 16 |
| 9 | 10 | 15 | 9 | 3 | 23 | 17 |
| 8 | 10 | 15 | 10 | 4 | 24 | 18 |
| -1 | - | - | 1 | 1 | 1 | 19 |
| 88,9 | 100,0 | 100,0 | 111,1 | 133,3 | 104,3 | 20 |
| 2 | 7 | 5 | 5 | 3 | 15 | 21 |
| 3 | 7 | 5 | 6 | 4 | 16 | 22 |
| 1 | - | - | 1 | 1 | 1 | 23 |
| 150,0 | 100,0 | 100,0 | 120,0 | 133,3 | 106,7 | 24 |
| 6 | 8 | 9 | 3 | 4 | 8 | 25 |
| 10 | 8 | 11 | 3 | 4 | 10 | 26 |
| 4 | - | 2 | - | - | 2 | 27 |
| 166,7 | 100,0 | 122,2 | 100,0 | 100,0 | 125,0 | 28 |

TABL. 3. **PODMIOTY GOSPODARKI NARODOWEJ WEDŁUG SEKCJI POLSKIEJ KLASYFIKACJI**
ENTITIES OF THE NATIONAL ECONOMY BY SECTIONS OF THE POLISH CLASSIFICATION

| Lp. No. | WYSZCZEGÓLNIENIE SPECIFICATION a – 31 XII 2013 b – 31 XII 2014 c – przyrost/spadek increase/decrease d – 2013 = 100 | Ogółem Grand total | W tym Of which | | | |
|------------|---|-----------------------|--|-------------------|---|-----------------------------|
| | | | rolnictwo, leśnictwo, łowiectwo i rybactwo agriculture, forestry and fishing | przemysł industry | | budownictwo construction |
| | | | | razem total | w tym przetwórstwo przemysłowe of which manufacturing | |
| | Powiat kozienicki (dok.) | | | | | |
| | Powiat kozienicki (cont.) | | | | | |
| 1 | Gm. w. Magnuszew | 319 | 19 | 34 | 34 | 39 |
| 2 | | 326 | 9 | 32 | 32 | 49 |
| 3 | | 7 | -10 | -2 | -2 | 10 |
| 4 | | 102,2 | 47,4 | 94,1 | 94,1 | 125,6 |
| 5 | Gm. w. Sieciechów | 162 | 4 | 15 | 15 | 13 |
| 6 | | 159 | 3 | 13 | 13 | 13 |
| 7 | | -3 | -1 | -2 | -2 | - |
| 8 | | 98,1 | 75,0 | 86,7 | 86,7 | 100,0 |
| 9 | Powiat legionowski | 15633 | 163 | 1356 | 1257 | 1852 |
| 10 | Powiat legionowski | 15796 | 123 | 1372 | 1269 | 1851 |
| 11 | | 163 | -40 | 16 | 12 | -1 |
| 12 | | 101,0 | 75,5 | 101,2 | 101,0 | 99,9 |
| 13 | M. Legionowo | 7590 | 31 | 672 | 632 | 918 |
| 14 | | 7542 | 24 | 663 | 622 | 912 |
| 15 | | -48 | -7 | -9 | -10 | -6 |
| 16 | | 99,4 | 77,4 | 98,7 | 98,4 | 99,3 |
| 17 | Gm. m-w. Serock | 1558 | 31 | 122 | 102 | 206 |
| 18 | | 1628 | 24 | 126 | 108 | 210 |
| 19 | | 70 | -7 | 4 | 6 | 4 |
| 20 | | 104,5 | 77,4 | 103,3 | 105,9 | 101,9 |
| 21 | Gm. w. Jabłonna | 2785 | 58 | 212 | 198 | 307 |
| 22 | | 2834 | 47 | 215 | 197 | 298 |
| 23 | | 49 | -11 | 3 | -1 | -9 |
| 24 | | 101,8 | 81,0 | 101,4 | 99,5 | 97,1 |
| 25 | Gm. w. Nieporęt | 2013 | 23 | 159 | 148 | 210 |
| 26 | | 2056 | 17 | 172 | 160 | 219 |
| 27 | | 43 | -6 | 13 | 12 | 9 |
| 28 | | 102,1 | 73,9 | 108,2 | 108,1 | 104,3 |
| 29 | Gm. w. Wieliszew | 1687 | 20 | 191 | 177 | 211 |
| 30 | | 1736 | 11 | 196 | 182 | 212 |
| 31 | | 49 | -9 | 5 | 5 | 1 |
| 32 | | 102,9 | 55,0 | 102,6 | 102,8 | 100,5 |

DZIAŁALNOŚCI ORAZ POWIATÓW I GMIN (cd.)
OF ACTIVITIES AND POWIATS AND GMINAS

| handel; naprawa pojazdów samochodowych ^Δ <i>trade; repair of motor vehicles^Δ</i> | transport i gospodarka magazynowa <i>transportation and storage</i> | zakwaterowanie i gastronomia ^Δ <i>accommodation and catering^Δ</i> | informacja i komunikacja <i>information and communication</i> | działalność finansowa i ubezpieczeniowa <i>financial and insurance activities</i> | obsługa rynku nieruchomości ^Δ <i>real estate activities</i> | działalność profesjonalna, naukowa i techniczna <i>professional, scientific and technical activities</i> |
|---|--|--|--|--|---|---|
| 90 | 36 | 10 | 4 | 11 | 3 | 11 |
| 93 | 39 | 7 | 3 | 12 | 4 | 12 |
| 3 | 3 | -3 | -1 | 1 | 1 | 1 |
| 103,3 | 108,3 | 70,0 | 75,0 | 109,1 | 133,3 | 109,1 |
| 50 | 13 | 4 | — | 5 | 2 | 11 |
| 50 | 11 | 4 | 1 | 5 | 2 | 13 |
| — | -2 | — | 1 | — | — | 2 |
| 100,0 | 84,6 | 100,0 | x | 100,0 | 100,0 | 118,2 |
| 4347 | 1004 | 480 | 640 | 518 | 552 | 1658 |
| 4353 | 966 | 502 | 663 | 506 | 570 | 1696 |
| 6 | -38 | 22 | 23 | -12 | 18 | 38 |
| 100,1 | 96,2 | 104,6 | 103,6 | 97,7 | 103,3 | 102,3 |
| 2208 | 504 | 206 | 299 | 262 | 287 | 708 |
| 2161 | 475 | 214 | 301 | 267 | 290 | 734 |
| -47 | -29 | 8 | 2 | 5 | 3 | 26 |
| 97,9 | 94,2 | 103,9 | 100,7 | 101,9 | 101,0 | 103,7 |
| 406 | 110 | 66 | 59 | 46 | 68 | 150 |
| 423 | 101 | 75 | 61 | 44 | 66 | 157 |
| 17 | -9 | 9 | 2 | -2 | -2 | 7 |
| 104,2 | 91,8 | 113,6 | 103,4 | 95,7 | 97,1 | 104,7 |
| 751 | 162 | 78 | 143 | 89 | 72 | 390 |
| 761 | 160 | 80 | 156 | 83 | 85 | 385 |
| 10 | -2 | 2 | 13 | -6 | 13 | -5 |
| 101,3 | 98,8 | 102,6 | 109,1 | 93,3 | 118,1 | 98,7 |
| 489 | 109 | 90 | 83 | 78 | 65 | 268 |
| 502 | 106 | 91 | 82 | 72 | 64 | 274 |
| 13 | -3 | 1 | -1 | -6 | -1 | 6 |
| 102,7 | 97,2 | 101,1 | 98,8 | 92,3 | 98,5 | 102,2 |
| 493 | 119 | 40 | 56 | 43 | 60 | 142 |
| 506 | 124 | 42 | 63 | 40 | 65 | 146 |
| 13 | 5 | 2 | 7 | -3 | 5 | 4 |
| 102,6 | 104,2 | 105,0 | 112,5 | 93,0 | 108,3 | 102,8 |

| administracja publiczna i obrona narodowa; obowiązkowe zabezpieczenia społeczne <i>public administration and defence; compulsory social security</i> | edukacja <i>education</i> | opieka zdrowotna i pomoc społeczna <i>human health and social work activities</i> | działalność związana z kulturą, rozrywką i rekreacją <i>arts, entertainment and recreation</i> | pozostała działalność usługowa <i>other service activities</i> | Lp. No. | |
|---|------------------------------|--|---|---|--------------|----|
| 7 | 8 | 16 | 9 | 5 | 17 | 1 |
| 10 | 8 | 16 | 10 | 5 | 17 | 2 |
| 3 | - | - | 1 | - | - | 3 |
| 142,9 | 100,0 | 100,0 | 111,1 | 100,0 | 100,0 | 4 |
| 4 | 7 | 17 | 6 | 3 | 8 | 5 |
| 3 | 7 | 17 | 5 | 4 | 8 | 6 |
| -1 | - | - | -1 | 1 | - | 7 |
| 75,0 | 100,0 | 100,0 | 83,3 | 133,3 | 100,0 | 8 |
| 670 | 36 | 543 | 722 | 229 | 863 | 9 |
| 668 | 36 | 570 | 737 | 232 | 951 | 10 |
| -2 | - | 27 | 15 | 3 | 88 | 11 |
| 99,7 | 100,0 | 105,0 | 102,1 | 101,3 | 110,2 | 12 |
| 308 | 14 | 270 | 383 | 98 | 422 | 13 |
| 302 | 14 | 272 | 374 | 97 | 442 | 14 |
| -6 | - | 2 | -9 | -1 | 20 | 15 |
| 98,1 | 100,0 | 100,7 | 97,7 | 99,0 | 104,7 | 16 |
| 69 | 6 | 51 | 52 | 29 | 87 | 17 |
| 83 | 6 | 55 | 54 | 32 | 111 | 18 |
| 14 | - | 4 | 2 | 3 | 24 | 19 |
| 120,3 | 100,0 | 107,8 | 103,8 | 110,3 | 127,6 | 20 |
| 113 | 4 | 92 | 144 | 46 | 124 | 21 |
| 117 | 4 | 100 | 157 | 47 | 139 | 22 |
| 4 | - | 8 | 13 | 1 | 15 | 23 |
| 103,5 | 100,0 | 108,7 | 109,0 | 102,2 | 112,1 | 24 |
| 113 | 5 | 76 | 87 | 32 | 126 | 25 |
| 97 | 5 | 88 | 90 | 29 | 148 | 26 |
| -16 | - | 12 | 3 | -3 | 22 | 27 |
| 85,8 | 100,0 | 115,8 | 103,4 | 90,6 | 117,5 | 28 |
| 67 | 7 | 54 | 56 | 24 | 104 | 29 |
| 69 | 7 | 55 | 62 | 27 | 111 | 30 |
| 2 | - | 1 | 6 | 3 | 7 | 31 |
| 103,0 | 100,0 | 101,9 | 110,7 | 112,5 | 106,7 | 32 |

TABL. 3. **PODMIOTY GOSPODARKI NARODOWEJ WEDŁUG SEKCJI POLSKIEJ KLASYFIKACJI**
ENTITIES OF THE NATIONAL ECONOMY BY SECTIONS OF THE POLISH CLASSIFICATION

| Lp. No. | WYSZCZEGÓLNIENIE SPECIFICATION a – 31 XII 2013 b – 31 XII 2014 c – przyrost/spadek increase/decrease d – 2013 = 100 | Ogółem Grand total | W tym Of which | | | | |
|------------|---|-----------------------|--|-------------------|---|-----------------------------|--------------|
| | | | rolnictwo, leśnictwo, łowiectwo i rybactwo agriculture, forestry and fishing | przemysł industry | | budownictwo construction | |
| | | | | razem total | w tym przetwórstwo przemysłowe of which manufacturing | | |
| 1 | Powiat lipski | a | 2597 | 234 | 249 | 226 | 343 |
| 2 | Powiat lipski | b | 2626 | 111 | 261 | 237 | 372 |
| 3 | | c | 29 | -123 | 12 | 11 | 29 |
| 4 | | d | 101,1 | 47,4 | 104,8 | 104,9 | 108,5 |
| 5 | Gm. m-w. Lipsko | a | 1217 | 67 | 130 | 118 | 135 |
| 6 | | b | 1225 | 37 | 130 | 116 | 138 |
| 7 | | c | 8 | -30 | – | -2 | 3 |
| 8 | | d | 100,7 | 55,2 | 100,0 | 98,3 | 102,2 |
| 9 | Gm. w. Chotcza | a | 95 | 9 | 6 | 6 | 12 |
| 10 | | b | 100 | 5 | 6 | 6 | 15 |
| 11 | | c | 5 | -4 | – | – | 3 |
| 12 | | d | 105,3 | 55,6 | 100,0 | 100,0 | 125,0 |
| 13 | Gm. w. Ciepiałów | a | 315 | 51 | 31 | 24 | 57 |
| 14 | | b | 334 | 23 | 36 | 30 | 69 |
| 15 | | c | 19 | -28 | 5 | 6 | 12 |
| 16 | | d | 106,0 | 45,1 | 116,1 | 125,0 | 121,1 |
| 17 | Gm. w. Rzecznów | a | 288 | 40 | 31 | 31 | 42 |
| 18 | | b | 292 | 20 | 35 | 35 | 44 |
| 19 | | c | 4 | -20 | 4 | 4 | 2 |
| 20 | | d | 101,4 | 50,0 | 112,9 | 112,9 | 104,8 |
| 21 | Gm. w. Sienno | a | 387 | 41 | 26 | 24 | 55 |
| 22 | | b | 379 | 10 | 31 | 29 | 59 |
| 23 | | c | -8 | -31 | 5 | 5 | 4 |
| 24 | | d | 97,9 | 24,4 | 119,2 | 120,8 | 107,3 |
| 25 | Gm. w. Solec nad Wisłą | a | 295 | 26 | 25 | 23 | 42 |
| 26 | | b | 296 | 16 | 23 | 21 | 47 |
| 27 | | c | 1 | -10 | -2 | -2 | 5 |
| 28 | | d | 100,3 | 61,5 | 92,0 | 91,3 | 111,9 |
| 29 | Powiat łosicki | a | 2231 | 244 | 205 | 187 | 249 |
| 30 | Powiat łosicki | b | 2282 | 244 | 204 | 183 | 264 |
| 31 | | c | 51 | – | -1 | -4 | 15 |
| 32 | | d | 102,3 | 100,0 | 99,5 | 97,9 | 106,0 |

DZIAŁALNOŚCI ORAZ POWIATÓW I GMIN (cd.)
OF ACTIVITIES AND POWIATS AND GMINAS

| handel; naprawa pojazdów samochodowych ^Δ <i>trade; repair of motor vehicles^Δ</i> | transport i gospodarka magazynowa <i>transportation and storage</i> | zakwaterowanie i gastronomia ^Δ <i>accommodation and catering^Δ</i> | informacja i komunikacja <i>information and communication</i> | działalność finansowa i ubezpieczeniowa <i>financial and insurance activities</i> | obsługa rynku nieruchomości ^Δ <i>real estate activities</i> | działalność profesjonalna, naukowa i techniczna <i>professional, scientific and technical activities</i> |
|---|--|--|--|--|---|---|
| 835 | 141 | 57 | 16 | 55 | 31 | 97 |
| 878 | 172 | 54 | 21 | 58 | 33 | 107 |
| 43 | 31 | -3 | 5 | 3 | 2 | 10 |
| 105,1 | 122,0 | 94,7 | 131,3 | 105,5 | 106,5 | 110,3 |
| 439 | 65 | 25 | 10 | 27 | 22 | 62 |
| 459 | 65 | 24 | 14 | 30 | 22 | 67 |
| 20 | – | -1 | 4 | 3 | – | 5 |
| 104,6 | 100,0 | 96,0 | 140,0 | 111,1 | 100,0 | 108,1 |
| 32 | 4 | 1 | – | 1 | 3 | 4 |
| 31 | 8 | 1 | – | 2 | 3 | 4 |
| -1 | 4 | – | – | 1 | – | – |
| 96,9 | 200,0 | 100,0 | x | 200,0 | 100,0 | 100,0 |
| 95 | 4 | 9 | – | 2 | 1 | 5 |
| 102 | 15 | 10 | – | 3 | 2 | 6 |
| 7 | 11 | 1 | – | 1 | 1 | 1 |
| 107,4 | 375,0 | 111,1 | x | 150,0 | 200,0 | 120,0 |
| 78 | 12 | – | 2 | 7 | – | 11 |
| 85 | 19 | – | 2 | 7 | – | 12 |
| 7 | 7 | – | – | – | – | 1 |
| 109,0 | 158,3 | x | 100,0 | 100,0 | x | 109,1 |
| 116 | 35 | 14 | 1 | 10 | 2 | 6 |
| 121 | 44 | 13 | 2 | 8 | 2 | 8 |
| 5 | 9 | -1 | 1 | -2 | – | 2 |
| 104,3 | 125,7 | 92,9 | 200,0 | 80,0 | 100,0 | 133,3 |
| 75 | 21 | 8 | 3 | 8 | 3 | 9 |
| 80 | 21 | 6 | 3 | 8 | 4 | 10 |
| 5 | – | -2 | – | – | 1 | 1 |
| 106,7 | 100,0 | 75,0 | 100,0 | 100,0 | 133,3 | 111,1 |
| 574 | 174 | 35 | 27 | 43 | 32 | 125 |
| 566 | 187 | 38 | 24 | 45 | 33 | 128 |
| -8 | 13 | 3 | -3 | 2 | 1 | 3 |
| 98,6 | 107,5 | 108,6 | 88,9 | 104,7 | 103,1 | 102,4 |

| administracja publiczna i obrona narodowa; obowiązkowe zabezpieczenia społeczne <i>public administration and defence; compulsory social security</i> | edukacja <i>education</i> | opieka zdrowotna i pomoc społeczna <i>human health and social work activities</i> | działalność związana z kulturą, rozrywką i rekreacją <i>arts, entertainment and recreation</i> | pozostała działalność usługowa <i>other service activities</i> | Lp. No. | |
|---|------------------------------|--|---|---|------------|----|
| 34 | 65 | 111 | 117 | 35 | 177 | 1 |
| 38 | 65 | 113 | 113 | 38 | 192 | 2 |
| 4 | - | 2 | -4 | 3 | 15 | 3 |
| 111,8 | 100,0 | 101,8 | 96,6 | 108,6 | 108,5 | 4 |
| 11 | 17 | 44 | 70 | 13 | 80 | 5 |
| 11 | 17 | 45 | 65 | 15 | 86 | 6 |
| - | - | 1 | -5 | 2 | 6 | 7 |
| 100,0 | 100,0 | 102,3 | 92,9 | 115,4 | 107,5 | 8 |
| 1 | 6 | 5 | 2 | 2 | 7 | 9 |
| 1 | 6 | 5 | 2 | 2 | 9 | 10 |
| - | - | - | - | - | 2 | 11 |
| 100,0 | 100,0 | 100,0 | 100,0 | 100,0 | 128,6 | 12 |
| 10 | 9 | 12 | 10 | 4 | 15 | 13 |
| 12 | 9 | 12 | 11 | 5 | 19 | 14 |
| 2 | - | - | 1 | 1 | 4 | 15 |
| 120,0 | 100,0 | 100,0 | 110,0 | 125,0 | 126,7 | 16 |
| 6 | 12 | 7 | 5 | 5 | 30 | 17 |
| 7 | 12 | 7 | 5 | 5 | 32 | 18 |
| 1 | - | - | - | - | 2 | 19 |
| 116,7 | 100,0 | 100,0 | 100,0 | 100,0 | 106,7 | 20 |
| 3 | 12 | 20 | 16 | 6 | 24 | 21 |
| 4 | 12 | 20 | 14 | 6 | 25 | 22 |
| 1 | - | - | -2 | - | 1 | 23 |
| 133,3 | 100,0 | 100,0 | 87,5 | 100,0 | 104,2 | 24 |
| 3 | 9 | 23 | 14 | 5 | 21 | 25 |
| 3 | 9 | 24 | 16 | 5 | 21 | 26 |
| - | - | 1 | 2 | - | - | 27 |
| 100,0 | 100,0 | 104,3 | 114,3 | 100,0 | 100,0 | 28 |
| 47 | 79 | 110 | 122 | 27 | 138 | 29 |
| 55 | 79 | 109 | 130 | 27 | 149 | 30 |
| 8 | - | -1 | 8 | - | 11 | 31 |
| 117,0 | 100,0 | 99,1 | 106,6 | 100,0 | 108,0 | 32 |

TABL. 3. **PODMIOTY GOSPODARKI NARODOWEJ WEDŁUG SEKCJI POLSKIEJ KLASYFIKACJI**
ENTITIES OF THE NATIONAL ECONOMY BY SECTIONS OF THE POLISH CLASSIFICATION

| Lp. No. | WYSZCZEGÓLNIENIE SPECIFICATION a – 31 XII 2013 b – 31 XII 2014 c – przyrost/spadek increase/decrease d – 2013 = 100 | Ogółem Grand total | W tym Of which | | | | |
|-------------------------------|---|-----------------------|--|-------------------|---|-----------------------------|--------------|
| | | | rolnictwo, leśnictwo, łowiectwo i rybactwo agriculture, forestry and fishing | przemysł industry | | budownictwo construction | |
| | | | | razem total | w tym przetwórstwo przemysłowe of which manufacturing | | |
| Powiat łosicki (dok.) | | | | | | | |
| Powiat łosicki (cont.) | | | | | | | |
| 1 | Gm. m-w. Łosice | a | 1092 | 85 | 90 | 85 | 85 |
| 2 | | b | 1108 | 91 | 84 | 79 | 86 |
| 3 | | c | 16 | 6 | -6 | -6 | 1 |
| 4 | | d | 101,5 | 107,1 | 93,3 | 92,9 | 101,2 |
| 5 | Gm. w. Huszlew | a | 140 | 17 | 6 | 4 | 24 |
| 6 | | b | 148 | 18 | 8 | 6 | 24 |
| 7 | | c | 8 | 1 | 2 | 2 | - |
| 8 | | d | 105,7 | 105,9 | 133,3 | 150,0 | 100,0 |
| 9 | Gm. w. Olszanka | a | 215 | 49 | 17 | 17 | 22 |
| 10 | | b | 221 | 48 | 18 | 18 | 23 |
| 11 | | c | 6 | -1 | 1 | 1 | 1 |
| 12 | | d | 102,8 | 98,0 | 105,9 | 105,9 | 104,5 |
| 13 | Gm. w. Platerów | a | 258 | 29 | 28 | 27 | 43 |
| 14 | | b | 273 | 31 | 32 | 30 | 47 |
| 15 | | c | 15 | 2 | 4 | 3 | 4 |
| 16 | | d | 105,8 | 106,9 | 114,3 | 111,1 | 109,3 |
| 17 | Gm. w. Sarnaki | a | 276 | 28 | 30 | 28 | 40 |
| 18 | | b | 278 | 25 | 29 | 27 | 43 |
| 19 | | c | 2 | -3 | -1 | -1 | 3 |
| 20 | | d | 100,7 | 89,3 | 96,7 | 96,4 | 107,5 |
| 21 | Gm. w. Stara Kornica | a | 250 | 36 | 34 | 26 | 35 |
| 22 | | b | 254 | 31 | 33 | 23 | 41 |
| 23 | | c | 4 | -5 | -1 | -3 | 6 |
| 24 | | d | 101,6 | 86,1 | 97,1 | 88,5 | 117,1 |
| 25 | Powiat makowski | a | 3549 | 343 | 366 | 339 | 466 |
| 26 | Powiat makowski | b | 3624 | 249 | 381 | 352 | 521 |
| 27 | | c | 75 | -94 | 15 | 13 | 55 |
| 28 | | d | 102,1 | 72,6 | 104,1 | 103,8 | 111,8 |
| 29 | M. Maków Mazowiecki | a | 1193 | 17 | 96 | 86 | 153 |
| 30 | | b | 1163 | 8 | 89 | 79 | 159 |
| 31 | | c | -30 | -9 | -7 | -7 | 6 |
| 32 | | d | 97,5 | 47,1 | 92,7 | 91,9 | 103,9 |
| 33 | Gm. m-w. Różan | a | 382 | 20 | 41 | 38 | 58 |
| 34 | | b | 397 | 13 | 45 | 42 | 65 |
| 35 | | c | 15 | -7 | 4 | 4 | 7 |
| 36 | | d | 103,9 | 65,0 | 109,8 | 110,5 | 112,1 |

DZIAŁALNOŚCI ORAZ POWIATÓW I GMIN (cd.)
OF ACTIVITIES AND POWIATS AND GMINAS

| handel; naprawa pojazdów samochodowych ^Δ <i>trade; repair of motor vehicles^Δ</i> | transport i gospodarka magazynowa <i>transportation and storage</i> | zakwaterowanie i gastronomia ^Δ <i>accommodation and catering^Δ</i> | informacja i komunikacja <i>information and communication</i> | działalność finansowa i ubezpieczeniowa <i>financial and insurance activities</i> | obsługa rynku nieruchomości ^Δ <i>real estate activities</i> | działalność profesjonalna, naukowa i techniczna <i>professional, scientific and technical activities</i> |
|---|--|--|--|--|---|---|
| 315 | 91 | 22 | 16 | 27 | 28 | 76 |
| 307 | 98 | 24 | 15 | 24 | 29 | 81 |
| -8 | 7 | 2 | -1 | -3 | 1 | 5 |
| 97,5 | 107,7 | 109,1 | 93,8 | 88,9 | 103,6 | 106,6 |
| 42 | 9 | - | - | 1 | - | 6 |
| 44 | 9 | - | - | 3 | - | 6 |
| 2 | - | - | - | 2 | - | - |
| 104,8 | 100,0 | x | x | 300,0 | x | 100,0 |
| 39 | 26 | - | 3 | 1 | 1 | 3 |
| 40 | 26 | - | 2 | 1 | 1 | 3 |
| 1 | - | - | -1 | - | - | - |
| 102,6 | 100,0 | x | 66,7 | 100,0 | 100,0 | 100,0 |
| 53 | 23 | 2 | 1 | 3 | 1 | 13 |
| 52 | 26 | 3 | 2 | 4 | 1 | 11 |
| -1 | 3 | 1 | 1 | 1 | - | -2 |
| 98,1 | 113,0 | 150,0 | 200,0 | 133,3 | 100,0 | 84,6 |
| 71 | 6 | 7 | 5 | 5 | 2 | 18 |
| 69 | 4 | 8 | 5 | 6 | 2 | 16 |
| -2 | -2 | 1 | - | 1 | - | -2 |
| 97,2 | 66,7 | 114,3 | 100,0 | 120,0 | 100,0 | 88,9 |
| 54 | 19 | 4 | 2 | 6 | - | 9 |
| 54 | 24 | 3 | - | 7 | - | 11 |
| - | 5 | -1 | -2 | 1 | - | 2 |
| 100,0 | 126,3 | 75,0 | x | 116,7 | x | 122,2 |
| 921 | 277 | 78 | 29 | 76 | 59 | 156 |
| 933 | 302 | 81 | 32 | 72 | 60 | 167 |
| 12 | 25 | 3 | 3 | -4 | 1 | 11 |
| 101,3 | 109,0 | 103,8 | 110,3 | 94,7 | 101,7 | 107,1 |
| 347 | 84 | 35 | 14 | 30 | 43 | 77 |
| 330 | 84 | 35 | 14 | 25 | 44 | 79 |
| -17 | - | - | - | -5 | 1 | 2 |
| 95,1 | 100,0 | 100,0 | 100,0 | 83,3 | 102,3 | 102,6 |
| 130 | 20 | 10 | 3 | 8 | 2 | 16 |
| 135 | 21 | 9 | 3 | 8 | 2 | 15 |
| 5 | 1 | -1 | - | - | - | -1 |
| 103,8 | 105,0 | 90,0 | 100,0 | 100,0 | 100,0 | 93,8 |

| administracja publiczna i obrona narodowa; obowiązkowe zabezpieczenia społeczne <i>public administration and defence; compulsory social security</i> | edukacja <i>education</i> | opieka zdrowotna i pomoc społeczna <i>human health and social work activities</i> | działalność związana z kulturą, rozrywką i rekreacją <i>arts, entertainment and recreation</i> | pozostała działalność usługowa <i>other service activities</i> | Lp. No. | |
|---|------------------------------|--|---|---|--------------|----|
| 23 | 18 | 59 | 83 | 10 | 64 | 1 |
| 28 | 18 | 60 | 86 | 11 | 66 | 2 |
| 5 | – | 1 | 3 | 1 | 2 | 3 |
| 121,7 | 100,0 | 101,7 | 103,6 | 110,0 | 103,1 | 4 |
| 2 | 9 | 9 | 2 | 3 | 10 | 5 |
| 3 | 9 | 8 | 2 | 3 | 11 | 6 |
| 1 | – | -1 | – | – | 1 | 7 |
| 150,0 | 100,0 | 88,9 | 100,0 | 100,0 | 110,0 | 8 |
| 4 | 12 | 11 | 7 | 3 | 17 | 9 |
| 5 | 12 | 11 | 9 | 3 | 19 | 10 |
| 1 | – | – | 2 | – | 2 | 11 |
| 125,0 | 100,0 | 100,0 | 128,6 | 100,0 | 111,8 | 12 |
| 3 | 16 | 14 | 12 | 4 | 13 | 13 |
| 4 | 16 | 14 | 14 | 3 | 13 | 14 |
| 1 | – | – | 2 | -1 | – | 15 |
| 133,3 | 100,0 | 100,0 | 116,7 | 75,0 | 100,0 | 16 |
| 9 | 14 | 8 | 6 | 5 | 22 | 17 |
| 9 | 14 | 8 | 7 | 5 | 28 | 18 |
| – | – | – | 1 | – | 6 | 19 |
| 100,0 | 100,0 | 100,0 | 116,7 | 100,0 | 127,3 | 20 |
| 6 | 10 | 9 | 12 | 2 | 12 | 21 |
| 6 | 10 | 8 | 12 | 2 | 12 | 22 |
| – | – | -1 | – | – | – | 23 |
| 100,0 | 100,0 | 88,9 | 100,0 | 100,0 | 100,0 | 24 |
| 95 | 92 | 126 | 178 | 54 | 233 | 25 |
| 114 | 92 | 128 | 189 | 55 | 248 | 26 |
| 19 | – | 2 | 11 | 1 | 15 | 27 |
| 120,0 | 100,0 | 101,6 | 106,2 | 101,9 | 106,4 | 28 |
| 35 | 13 | 46 | 92 | 12 | 99 | 29 |
| 35 | 13 | 46 | 94 | 12 | 96 | 30 |
| – | – | – | 2 | – | -3 | 31 |
| 100,0 | 100,0 | 100,0 | 102,2 | 100,0 | 97,0 | 32 |
| 10 | 7 | 13 | 15 | 9 | 20 | 33 |
| 11 | 7 | 14 | 17 | 10 | 22 | 34 |
| 1 | – | 1 | 2 | 1 | 2 | 35 |
| 110,0 | 100,0 | 107,7 | 113,3 | 111,1 | 110,0 | 36 |

TABL. 3. **PODMIOTY GOSPODARKI NARODOWEJ WEDŁUG SEKCJI POLSKIEJ KLASYFIKACJI**
ENTITIES OF THE NATIONAL ECONOMY BY SECTIONS OF THE POLISH CLASSIFICATION

| Lp. No. | WYSZCZEGÓLNIENIE SPECIFICATION a – 31 XII 2013 b – 31 XII 2014 c – przyrost/spadek increase/decrease d – 2013 = 100 | Ogółem Grand total | W tym Of which | | | |
|------------|---|-----------------------|--|-------------------|---|-----------------------------|
| | | | rolnictwo, leśnictwo, łowiectwo i rybactwo agriculture, forestry and fishing | przemysł industry | | budownictwo construction |
| | | | | razem total | w tym przetwórstwo przemysłowe of which manufacturing | |
| | Powiat makowski (dok.) | | | | | |
| | Powiat makowski (cont.) | | | | | |
| 1 | Gm. w. Czerwonka | a 135 | 17 | 14 | 11 | 24 |
| 2 | | b 145 | 10 | 15 | 11 | 35 |
| 3 | | c 10 | -7 | 1 | - | 11 |
| 4 | | d 107,4 | 58,8 | 107,1 | 100,0 | 145,8 |
| 5 | Gm. w. Karniewo | a 274 | 42 | 23 | 20 | 43 |
| 6 | | b 299 | 32 | 24 | 22 | 51 |
| 7 | | c 25 | -10 | 1 | 2 | 8 |
| 8 | | d 109,1 | 76,2 | 104,3 | 110,0 | 118,6 |
| 9 | Gm. w. Krasnosielc | a 455 | 76 | 70 | 69 | 57 |
| 10 | | b 467 | 54 | 75 | 74 | 66 |
| 11 | | c 12 | -22 | 5 | 5 | 9 |
| 12 | | d 102,6 | 71,1 | 107,1 | 107,2 | 115,8 |
| 13 | Gm. w. Młynarze | a 123 | 14 | 28 | 27 | 10 |
| 14 | | b 123 | 10 | 29 | 28 | 8 |
| 15 | | c - | -4 | 1 | 1 | -2 |
| 16 | | d 100,0 | 71,4 | 103,6 | 103,7 | 80,0 |
| 17 | Gm. w. Płoniawy-Bramura | a 371 | 56 | 38 | 36 | 44 |
| 18 | | b 394 | 45 | 39 | 36 | 51 |
| 19 | | c 23 | -11 | 1 | - | 7 |
| 20 | | d 106,2 | 80,4 | 102,6 | 100,0 | 115,9 |
| 21 | Gm. w. Rzewnie | a 137 | 16 | 11 | 10 | 21 |
| 22 | | b 150 | 13 | 16 | 14 | 23 |
| 23 | | c 13 | -3 | 5 | 4 | 2 |
| 24 | | d 109,5 | 81,3 | 145,5 | 140,0 | 109,5 |
| 25 | Gm. w. Sypniewo | a 217 | 57 | 20 | 20 | 19 |
| 26 | | b 221 | 45 | 21 | 21 | 23 |
| 27 | | c 4 | -12 | 1 | 1 | 4 |
| 28 | | d 101,8 | 78,9 | 105,0 | 105,0 | 121,1 |
| 29 | Gm. w. Szelków | a 262 | 28 | 25 | 22 | 37 |
| 30 | | b 265 | 19 | 28 | 25 | 40 |
| 31 | | c 3 | -9 | 3 | 3 | 3 |
| 32 | | d 101,1 | 67,9 | 112,0 | 113,6 | 108,1 |

DZIAŁALNOŚCI ORAZ POWIATÓW I GMIN (cd.)
OF ACTIVITIES AND POWIATS AND GMINAS

| handel; naprawa pojazdów samochodowych ^Δ <i>trade; repair of motor vehicles^Δ</i> | transport i gospodarka magazynowa <i>transportation and storage</i> | zakwaterowanie i gastronomia ^Δ <i>accommodation and catering^Δ</i> | informacja i komunikacja <i>information and communication</i> | działalność finansowa i ubezpieczeniowa <i>financial and insurance activities</i> | obsługa rynku nieruchomości ^Δ <i>real estate activities</i> | działalność profesjonalna, naukowa i techniczna <i>professional, scientific and technical activities</i> |
|---|--|--|--|--|---|---|
| 34 | 16 | 2 | – | – | – | 4 |
| 35 | 15 | 2 | – | – | – | 5 |
| 1 | -1 | – | – | – | – | 1 |
| 102,9 | 93,8 | 100,0 | x | x | x | 125,0 |
| 56 | 24 | 6 | 1 | 12 | – | 13 |
| 65 | 31 | 11 | 1 | 8 | 1 | 15 |
| 9 | 7 | 5 | – | -4 | 1 | 2 |
| 116,1 | 129,2 | 183,3 | 100,0 | 66,7 | x | 115,4 |
| 110 | 30 | 6 | 3 | 6 | – | 10 |
| 115 | 35 | 5 | 4 | 6 | – | 11 |
| 5 | 5 | -1 | 1 | – | – | 1 |
| 104,5 | 116,7 | 83,3 | 133,3 | 100,0 | x | 110,0 |
| 22 | 15 | 3 | – | 2 | 2 | 3 |
| 20 | 18 | 2 | 2 | 2 | 1 | 5 |
| -2 | 3 | -1 | 2 | – | -1 | 2 |
| 90,9 | 120,0 | 66,7 | x | 100,0 | 50,0 | 166,7 |
| 91 | 23 | 4 | 5 | 6 | 11 | 13 |
| 97 | 26 | 4 | 4 | 8 | 11 | 16 |
| 6 | 3 | – | -1 | 2 | – | 3 |
| 106,6 | 113,0 | 100,0 | 80,0 | 133,3 | 100,0 | 123,1 |
| 23 | 26 | 2 | – | 2 | – | 6 |
| 26 | 28 | 2 | – | 3 | – | 7 |
| 3 | 2 | – | – | 1 | – | 1 |
| 113,0 | 107,7 | 100,0 | x | 150,0 | x | 116,7 |
| 47 | 18 | 3 | 2 | 8 | 1 | 4 |
| 49 | 21 | 2 | 2 | 7 | 1 | 5 |
| 2 | 3 | -1 | – | -1 | – | 1 |
| 104,3 | 116,7 | 66,7 | 100,0 | 87,5 | 100,0 | 125,0 |
| 61 | 21 | 7 | 1 | 2 | – | 10 |
| 61 | 23 | 9 | 2 | 5 | – | 9 |
| – | 2 | 2 | 1 | 3 | – | -1 |
| 100,0 | 109,5 | 128,6 | 200,0 | 250,0 | x | 90,0 |

| administracja publiczna i obrona narodowa; obowiązkowe zabezpieczenia społeczne <i>public administration and defence; compulsory social security</i> | edukacja <i>education</i> | opieka zdrowotna i pomoc społeczna <i>human health and social work activities</i> | działalność związana z kulturą, rozrywką i rekreacją <i>arts, entertainment and recreation</i> | pozostała działalność usługowa <i>other service activities</i> | Lp. No. | |
|---|------------------------------|--|---|---|------------|----|
| 2 | 5 | 3 | 3 | 2 | 9 | 1 |
| 3 | 5 | 4 | 3 | 2 | 11 | 2 |
| 1 | – | 1 | – | – | 2 | 3 |
| 150,0 | 100,0 | 133,3 | 100,0 | 100,0 | 122,2 | 4 |
| 14 | 10 | 8 | 10 | 3 | 9 | 5 |
| 16 | 10 | 8 | 11 | 3 | 12 | 6 |
| 2 | – | – | 1 | – | 3 | 7 |
| 114,3 | 100,0 | 100,0 | 110,0 | 100,0 | 133,3 | 8 |
| 8 | 14 | 18 | 6 | 5 | 36 | 9 |
| 11 | 14 | 18 | 10 | 7 | 36 | 10 |
| 3 | – | – | 4 | 2 | – | 11 |
| 137,5 | 100,0 | 100,0 | 166,7 | 140,0 | 100,0 | 12 |
| 1 | 6 | 5 | 3 | 2 | 7 | 13 |
| 1 | 6 | 5 | 3 | 3 | 8 | 14 |
| – | – | – | – | 1 | 1 | 15 |
| 100,0 | 100,0 | 100,0 | 100,0 | 150,0 | 114,3 | 16 |
| 8 | 14 | 16 | 17 | 3 | 22 | 17 |
| 13 | 14 | 16 | 19 | 5 | 26 | 18 |
| 5 | – | – | 2 | 2 | 4 | 19 |
| 162,5 | 100,0 | 100,0 | 111,8 | 166,7 | 118,2 | 20 |
| 2 | 6 | 3 | 5 | 7 | 7 | 21 |
| 3 | 6 | 3 | 5 | 5 | 10 | 22 |
| 1 | – | – | – | -2 | 3 | 23 |
| 150,0 | 100,0 | 100,0 | 100,0 | 71,4 | 142,9 | 24 |
| 4 | 10 | 8 | 4 | 4 | 8 | 25 |
| 7 | 10 | 8 | 6 | 4 | 10 | 26 |
| 3 | – | – | 2 | – | 2 | 27 |
| 175,0 | 100,0 | 100,0 | 150,0 | 100,0 | 125,0 | 28 |
| 11 | 7 | 6 | 23 | 7 | 16 | 29 |
| 14 | 7 | 6 | 21 | 4 | 17 | 30 |
| 3 | – | – | -2 | -3 | 1 | 31 |
| 127,3 | 100,0 | 100,0 | 91,3 | 57,1 | 106,3 | 32 |

TABL. 3. **PODMIOTY GOSPODARKI NARODOWEJ WEDŁUG SEKCJI POLSKIEJ KLASYFIKACJI**
ENTITIES OF THE NATIONAL ECONOMY BY SECTIONS OF THE POLISH CLASSIFICATION

| Lp. No. | WYSZCZEGÓLNIENIE SPECIFICATION a – 31 XII 2013 b – 31 XII 2014 c – przyrost/spadek increase/decrease d – 2013 = 100 | Ogółem Grand total | W tym Of which | | | |
|------------|---|-----------------------|--|-------------------|---|-----------------------------|
| | | | rolnictwo, leśnictwo, łowiectwo i rybactwo agriculture, forestry and fishing | przemysł industry | | budownictwo construction |
| | | | | razem total | w tym przetwórstwo przemysłowe of which manufacturing | |
| 1 | Powiat miński | 13550 | 266 | 1444 | 1333 | 1786 |
| 2 | Powiat miński | 13883 | 199 | 1484 | 1365 | 1811 |
| 3 | | 333 | -67 | 40 | 32 | 25 |
| 4 | | 102,5 | 74,8 | 102,8 | 102,4 | 101,4 |
| 5 | M. Mińsk Mazowiecki | 4382 | 20 | 355 | 333 | 527 |
| 6 | | 4437 | 14 | 375 | 353 | 522 |
| 7 | | 55 | -6 | 20 | 20 | -5 |
| 8 | | 101,3 | 70,0 | 105,6 | 106,0 | 99,1 |
| 9 | M. Sulejówek | 2568 | 85 | 279 | 261 | 282 |
| 10 | | 2640 | 84 | 287 | 268 | 283 |
| 11 | | 72 | -1 | 8 | 7 | 1 |
| 12 | | 102,8 | 98,8 | 102,9 | 102,7 | 100,4 |
| 13 | Gm. m-w. Halinów | 1518 | 13 | 168 | 164 | 193 |
| 14 | | 1617 | 11 | 171 | 166 | 201 |
| 15 | | 99 | -2 | 3 | 2 | 8 |
| 16 | | 106,5 | 84,6 | 101,8 | 101,2 | 104,1 |
| 17 | Gm. m-w. Kałuszyn | 457 | 23 | 43 | 37 | 43 |
| 18 | | 437 | 9 | 41 | 33 | 38 |
| 19 | | -20 | -14 | -2 | -4 | -5 |
| 20 | | 95,6 | 39,1 | 95,3 | 89,2 | 88,4 |
| 21 | Gm. w. Cegłów | 379 | 14 | 46 | 38 | 56 |
| 22 | | 380 | 11 | 48 | 40 | 56 |
| 23 | | 1 | -3 | 2 | 2 | - |
| 24 | | 100,3 | 78,6 | 104,3 | 105,3 | 100,0 |
| 25 | Gm. w. Dębe Wielkie | 865 | 9 | 131 | 123 | 149 |
| 26 | | 881 | 6 | 127 | 119 | 150 |
| 27 | | 16 | -3 | -4 | -4 | 1 |
| 28 | | 101,8 | 66,7 | 96,9 | 96,7 | 100,7 |
| 29 | Gm. w. Dobrze | 369 | 13 | 35 | 32 | 54 |
| 30 | | 373 | 3 | 36 | 32 | 59 |
| 31 | | 4 | -10 | 1 | - | 5 |
| 32 | | 101,1 | 23,1 | 102,9 | 100,0 | 109,3 |

DZIAŁALNOŚCI ORAZ POWIATÓW I GMIN (cd.)
OF ACTIVITIES AND POWIATS AND GMINAS

| handel; naprawa pojazdów samochodowych ^Δ <i>trade; repair of motor vehicles^Δ</i> | transport i gospodarka magazynowa <i>transportation and storage</i> | zakwaterowanie i gastronomia ^Δ <i>accommodation and catering^Δ</i> | informacja i komunikacja <i>information and communication</i> | działalność finansowa i ubezpieczeniowa <i>financial and insurance activities</i> | obsługa rynku nieruchomości ^Δ <i>real estate activities</i> | działalność profesjonalna, naukowa i techniczna <i>professional, scientific and technical activities</i> |
|---|--|--|--|--|---|---|
| 3847 | 836 | 293 | 426 | 385 | 345 | 1144 |
| 3865 | 857 | 310 | 459 | 374 | 365 | 1225 |
| 18 | 21 | 17 | 33 | -11 | 20 | 81 |
| 100,5 | 102,5 | 105,8 | 107,7 | 97,1 | 105,8 | 107,1 |
| 1163 | 271 | 102 | 148 | 154 | 214 | 438 |
| 1150 | 272 | 109 | 164 | 140 | 228 | 447 |
| -13 | 1 | 7 | 16 | -14 | 14 | 9 |
| 98,9 | 100,4 | 106,9 | 110,8 | 90,9 | 106,5 | 102,1 |
| 741 | 152 | 61 | 90 | 82 | 60 | 265 |
| 737 | 157 | 64 | 93 | 80 | 64 | 275 |
| -4 | 5 | 3 | 3 | -2 | 4 | 10 |
| 99,5 | 103,3 | 104,9 | 103,3 | 97,6 | 106,7 | 103,8 |
| 402 | 84 | 41 | 77 | 39 | 24 | 144 |
| 402 | 90 | 45 | 86 | 41 | 23 | 174 |
| - | 6 | 4 | 9 | 2 | -1 | 30 |
| 100,0 | 107,1 | 109,8 | 111,7 | 105,1 | 95,8 | 120,8 |
| 197 | 15 | 8 | 5 | 18 | 10 | 16 |
| 196 | 16 | 8 | 8 | 16 | 11 | 15 |
| -1 | 1 | - | 3 | -2 | 1 | -1 |
| 99,5 | 106,7 | 100,0 | 160,0 | 88,9 | 110,0 | 93,8 |
| 93 | 18 | 6 | 7 | 5 | 4 | 34 |
| 97 | 18 | 5 | 8 | 4 | 4 | 37 |
| 4 | - | -1 | 1 | -1 | - | 3 |
| 104,3 | 100,0 | 83,3 | 114,3 | 80,0 | 100,0 | 108,8 |
| 237 | 72 | 23 | 25 | 19 | 5 | 54 |
| 235 | 73 | 22 | 25 | 18 | 4 | 63 |
| -2 | 1 | -1 | - | -1 | -1 | 9 |
| 99,2 | 101,4 | 95,7 | 100,0 | 94,7 | 80,0 | 116,7 |
| 114 | 46 | 5 | 4 | 2 | 2 | 17 |
| 116 | 45 | 7 | 3 | 2 | 2 | 17 |
| 2 | -1 | 2 | -1 | - | - | - |
| 101,8 | 97,8 | 140,0 | 75,0 | 100,0 | 100,0 | 100,0 |

| administrowanie i działalność wspierająca ^A <i>administrative and support service activities</i> | administracja publiczna i obrona narodowa; obowiązkowe zabezpieczenia społeczne <i>public administration and defence; compulsory social security</i> | edukacja <i>education</i> | opieka zdrowotna i pomoc społeczna <i>human health and social work activities</i> | działalność związana z kulturą, rozrywką i rekreacją <i>arts, entertainment and recreation</i> | pozostała działalność usługowa <i>other service activities</i> | Lp. No. |
|--|---|------------------------------|--|---|---|---------|
| 491 | 139 | 579 | 605 | 187 | 777 | 1 |
| 513 | 139 | 609 | 635 | 203 | 835 | 2 |
| 22 | – | 30 | 30 | 16 | 58 | 3 |
| 104,5 | 100,0 | 105,2 | 105,0 | 108,6 | 107,5 | 4 |
| 159 | 22 | 227 | 272 | 71 | 239 | 5 |
| 167 | 22 | 226 | 282 | 72 | 247 | 6 |
| 8 | – | -1 | 10 | 1 | 8 | 7 |
| 105,0 | 100,0 | 99,6 | 103,7 | 101,4 | 103,3 | 8 |
| 103 | 6 | 89 | 99 | 30 | 144 | 9 |
| 107 | 6 | 105 | 109 | 37 | 152 | 10 |
| 4 | – | 16 | 10 | 7 | 8 | 11 |
| 103,9 | 100,0 | 118,0 | 110,1 | 123,3 | 105,6 | 12 |
| 62 | 5 | 49 | 79 | 24 | 114 | 13 |
| 67 | 5 | 62 | 86 | 27 | 126 | 14 |
| 5 | – | 13 | 7 | 3 | 12 | 15 |
| 108,1 | 100,0 | 126,5 | 108,9 | 112,5 | 110,5 | 16 |
| 12 | 10 | 10 | 14 | 6 | 27 | 17 |
| 14 | 10 | 7 | 14 | 6 | 28 | 18 |
| 2 | – | -3 | – | – | 1 | 19 |
| 116,7 | 100,0 | 70,0 | 100,0 | 100,0 | 103,7 | 20 |
| 18 | 10 | 26 | 16 | 7 | 19 | 21 |
| 11 | 10 | 25 | 17 | 7 | 22 | 22 |
| -7 | – | -1 | 1 | – | 3 | 23 |
| 61,1 | 100,0 | 96,2 | 106,3 | 100,0 | 115,8 | 24 |
| 20 | 7 | 33 | 24 | 9 | 48 | 25 |
| 24 | 7 | 37 | 26 | 9 | 55 | 26 |
| 4 | – | 4 | 2 | – | 7 | 27 |
| 120,0 | 100,0 | 112,1 | 108,3 | 100,0 | 114,6 | 28 |
| 12 | 11 | 12 | 8 | 3 | 31 | 29 |
| 16 | 11 | 11 | 9 | 3 | 33 | 30 |
| 4 | – | -1 | 1 | – | 2 | 31 |
| 133,3 | 100,0 | 91,7 | 112,5 | 100,0 | 106,5 | 32 |

TABL. 3. **PODMIOTY GOSPODARKI NARODOWEJ WEDŁUG SEKCJI POLSKIEJ KLASYFIKACJI**
ENTITIES OF THE NATIONAL ECONOMY BY SECTIONS OF THE POLISH CLASSIFICATION

| Lp. No. | WYSZCZEGÓLNIENIE SPECIFICATION a – 31 XII 2013 b – 31 XII 2014 c – przyrost/spadek increase/decrease d – 2013 = 100 | Ogółem Grand total | W tym Of which | | | | |
|------------------------------|---|-----------------------|--|-------------------|---|-----------------------------|-------------|
| | | | rolnictwo, leśnictwo, łowiectwo i rybactwo agriculture, forestry and fishing | przemysł industry | | budownictwo construction | |
| | | | | razem total | w tym przetwórstwo przemysłowe of which manufacturing | | |
| Powiat miński (dok.) | | | | | | | |
| Powiat miński (cont.) | | | | | | | |
| 1 | Gm. w. Jakubów | a | 365 | 15 | 33 | 30 | 53 |
| 2 | | b | 353 | 11 | 35 | 32 | 50 |
| 3 | | c | -12 | -4 | 2 | 2 | -3 |
| 4 | | d | 96,7 | 73,3 | 106,1 | 106,7 | 94,3 |
| 5 | Gm. w. Łatowicz | a | 240 | 20 | 28 | 28 | 40 |
| 6 | | b | 250 | 14 | 31 | 30 | 42 |
| 7 | | c | 10 | -6 | 3 | 2 | 2 |
| 8 | | d | 104,2 | 70,0 | 110,7 | 107,1 | 105,0 |
| 9 | Gm. w. Mińsk Mazowiecki | a | 1113 | 19 | 148 | 134 | 196 |
| 10 | | b | 1154 | 8 | 150 | 132 | 198 |
| 11 | | c | 41 | -11 | 2 | -2 | 2 |
| 12 | | d | 103,7 | 42,1 | 101,4 | 98,5 | 101,0 |
| 13 | Gm. m-w. Mrozy | a | 536 | 17 | 57 | 47 | 86 |
| 14 | | b | 550 | 18 | 57 | 48 | 92 |
| 15 | | c | 14 | 1 | - | 1 | 6 |
| 16 | | d | 102,6 | 105,9 | 100,0 | 102,1 | 107,0 |
| 17 | Gm. w. Siennica | a | 384 | 11 | 51 | 39 | 60 |
| 18 | | b | 416 | 8 | 55 | 43 | 67 |
| 19 | | c | 32 | -3 | 4 | 4 | 7 |
| 20 | | d | 108,3 | 72,7 | 107,8 | 110,3 | 111,7 |
| 21 | Gm. w. Stanisławów | a | 374 | 7 | 70 | 67 | 47 |
| 22 | | b | 395 | 2 | 71 | 69 | 53 |
| 23 | | c | 21 | -5 | 1 | 2 | 6 |
| 24 | | d | 105,6 | 28,6 | 101,4 | 103,0 | 112,8 |
| 25 | Powiat mławski | a | 4986 | 399 | 476 | 431 | 636 |
| 26 | Powiat mławski | b | 5108 | 350 | 486 | 440 | 635 |
| 27 | | c | 122 | -49 | 10 | 9 | -1 |
| 28 | | d | 102,4 | 87,7 | 102,1 | 102,1 | 99,8 |
| 29 | M. Mława | a | 2957 | 79 | 244 | 226 | 332 |
| 30 | | b | 2996 | 64 | 246 | 229 | 330 |
| 31 | | c | 39 | -15 | 2 | 3 | -2 |
| 32 | | d | 101,3 | 81,0 | 100,8 | 101,3 | 99,4 |
| 33 | Gm. w. Dzierzgowo | a | 150 | 54 | 9 | 8 | 14 |
| 34 | | b | 149 | 48 | 8 | 7 | 12 |
| 35 | | c | -1 | -6 | -1 | -1 | -2 |
| 36 | | d | 99,3 | 88,9 | 88,9 | 87,5 | 85,7 |

DZIAŁALNOŚCI ORAZ POWIATÓW I GMIN (cd.)
OF ACTIVITIES AND POWIATS AND GMINAS

| handel; naprawa pojazdów samochodowych ^Δ <i>trade; repair of motor vehicles^Δ</i> | transport i gospodarka magazynowa <i>transportation and storage</i> | zakwaterowanie i gastronomia ^Δ <i>accommodation and catering^Δ</i> | informacja i komunikacja <i>information and communication</i> | działalność finansowa i ubezpieczeniowa <i>financial and insurance activities</i> | obsługa rynku nieruchomości ^Δ <i>real estate activities</i> | działalność profesjonalna, naukowa i techniczna <i>professional, scientific and technical activities</i> |
|---|--|--|--|--|---|---|
| 150 | 20 | 6 | 6 | 7 | 3 | 14 |
| 146 | 19 | 4 | 5 | 6 | 3 | 13 |
| -4 | -1 | -2 | -1 | -1 | - | -1 |
| 97,3 | 95,0 | 66,7 | 83,3 | 85,7 | 100,0 | 92,9 |
| 84 | 9 | 5 | 4 | 4 | - | 4 |
| 88 | 9 | 5 | 5 | 4 | - | 4 |
| 4 | - | - | 1 | - | - | - |
| 104,8 | 100,0 | 100,0 | 125,0 | 100,0 | x | 100,0 |
| 330 | 81 | 16 | 28 | 19 | 11 | 83 |
| 342 | 84 | 19 | 33 | 21 | 12 | 92 |
| 12 | 3 | 3 | 5 | 2 | 1 | 9 |
| 103,6 | 103,7 | 118,8 | 117,9 | 110,5 | 109,1 | 110,8 |
| 137 | 27 | 10 | 17 | 15 | 5 | 28 |
| 134 | 30 | 10 | 16 | 19 | 7 | 31 |
| -3 | 3 | - | -1 | 4 | 2 | 3 |
| 97,8 | 111,1 | 100,0 | 94,1 | 126,7 | 140,0 | 110,7 |
| 103 | 18 | 4 | 6 | 14 | 5 | 25 |
| 110 | 18 | 6 | 5 | 16 | 5 | 33 |
| 7 | - | 2 | -1 | 2 | - | 8 |
| 106,8 | 100,0 | 150,0 | 83,3 | 114,3 | 100,0 | 132,0 |
| 96 | 23 | 6 | 9 | 7 | 2 | 22 |
| 112 | 26 | 6 | 8 | 7 | 2 | 24 |
| 16 | 3 | - | -1 | - | - | 2 |
| 116,7 | 113,0 | 100,0 | 88,9 | 100,0 | 100,0 | 109,1 |
| 1401 | 312 | 109 | 78 | 122 | 145 | 292 |
| 1441 | 339 | 113 | 68 | 133 | 154 | 304 |
| 40 | 27 | 4 | -10 | 11 | 9 | 12 |
| 102,9 | 108,7 | 103,7 | 87,2 | 109,0 | 106,2 | 104,1 |
| 911 | 180 | 74 | 59 | 90 | 135 | 229 |
| 920 | 184 | 70 | 48 | 97 | 141 | 235 |
| 9 | 4 | -4 | -11 | 7 | 6 | 6 |
| 101,0 | 102,2 | 94,6 | 81,4 | 107,8 | 104,4 | 102,6 |
| 29 | 11 | 2 | - | 4 | - | 3 |
| 32 | 15 | 2 | - | 3 | - | 2 |
| 3 | 4 | - | - | -1 | - | -1 |
| 110,3 | 136,4 | 100,0 | x | 75,0 | x | 66,7 |

| administracja publiczna i obrona narodowa; obowiązkowe zabezpieczenia społeczne <i>public administration and defence; compulsory social security</i> | edukacja <i>education</i> | opieka zdrowotna i pomoc społeczna <i>human health and social work activities</i> | działalność związana z kulturą, rozrywką i rekreacją <i>arts, entertainment and recreation</i> | pozostała działalność usługowa <i>other service activities</i> | Lp. No. | |
|---|------------------------------|--|---|---|--------------|----|
| 6 | 9 | 12 | 9 | 6 | 16 | 1 |
| 7 | 9 | 12 | 8 | 7 | 18 | 2 |
| 1 | – | – | -1 | 1 | 2 | 3 |
| 116,7 | 100,0 | 100,0 | 88,9 | 116,7 | 112,5 | 4 |
| 6 | 15 | 10 | 2 | 4 | 5 | 5 |
| 8 | 15 | 10 | 2 | 4 | 9 | 6 |
| 2 | – | – | – | – | 4 | 7 |
| 133,3 | 100,0 | 100,0 | 100,0 | 100,0 | 180,0 | 8 |
| 40 | 9 | 45 | 33 | 10 | 45 | 9 |
| 43 | 9 | 44 | 34 | 14 | 51 | 10 |
| 3 | – | -1 | 1 | 4 | 6 | 11 |
| 107,5 | 100,0 | 97,8 | 103,0 | 140,0 | 113,3 | 12 |
| 27 | 16 | 28 | 25 | 8 | 33 | 13 |
| 25 | 16 | 29 | 25 | 9 | 32 | 14 |
| -2 | – | 1 | – | 1 | -1 | 15 |
| 92,6 | 100,0 | 103,6 | 100,0 | 112,5 | 97,0 | 16 |
| 11 | 11 | 21 | 11 | 5 | 28 | 17 |
| 9 | 11 | 24 | 11 | 4 | 34 | 18 |
| -2 | – | 3 | – | -1 | 6 | 19 |
| 81,8 | 100,0 | 114,3 | 100,0 | 80,0 | 121,4 | 20 |
| 15 | 8 | 17 | 13 | 4 | 28 | 21 |
| 15 | 8 | 17 | 12 | 4 | 28 | 22 |
| – | – | – | -1 | – | – | 23 |
| 100,0 | 100,0 | 100,0 | 92,3 | 100,0 | 100,0 | 24 |
| 146 | 92 | 216 | 178 | 75 | 309 | 25 |
| 160 | 92 | 211 | 193 | 80 | 349 | 26 |
| 14 | – | -5 | 15 | 5 | 40 | 27 |
| 109,6 | 100,0 | 97,7 | 108,4 | 106,7 | 112,9 | 28 |
| 84 | 14 | 150 | 130 | 39 | 207 | 29 |
| 93 | 14 | 149 | 143 | 41 | 221 | 30 |
| 9 | – | -1 | 13 | 2 | 14 | 31 |
| 110,7 | 100,0 | 99,3 | 110,0 | 105,1 | 106,8 | 32 |
| 1 | 6 | 6 | 6 | 3 | 2 | 33 |
| 2 | 6 | 6 | 7 | 3 | 3 | 34 |
| 1 | – | – | 1 | – | 1 | 35 |
| 200,0 | 100,0 | 100,0 | 116,7 | 100,0 | 150,0 | 36 |

TABL. 3. **PODMIOTY GOSPODARKI NARODOWEJ WEDŁUG SEKCJI POLSKIEJ KLASYFIKACJI**
ENTITIES OF THE NATIONAL ECONOMY BY SECTIONS OF THE POLISH CLASSIFICATION

| Lp. No. | WYSZCZEGÓLNIENIE SPECIFICATION a – 31 XII 2013 b – 31 XII 2014 c – przyrost/spadek increase/decrease d – 2013 = 100 | Ogółem Grand total | W tym Of which | | | |
|------------|---|-----------------------|--|-------------------|---|-----------------------------|
| | | | rolnictwo, leśnictwo, łowiectwo i rybactwo agriculture, forestry and fishing | przemysł industry | | budownictwo construction |
| | | | | razem total | w tym przetwórstwo przemysłowe of which manufacturing | |
| | Powiat mławski (dok.) | | | | | |
| | Powiat mławski (cont.) | | | | | |
| 1 | Gm. w. Lipowiec Kościelny | 212 | 22 | 29 | 29 | 41 |
| 2 | | 213 | 19 | 28 | 28 | 40 |
| 3 | | 1 | -3 | -1 | -1 | -1 |
| 4 | | 100,5 | 86,4 | 96,6 | 96,6 | 97,6 |
| 5 | Gm. w. Radzanów | 198 | 54 | 16 | 12 | 17 |
| 6 | | 194 | 51 | 17 | 13 | 13 |
| 7 | | -4 | -3 | 1 | 1 | -4 |
| 8 | | 98,0 | 94,4 | 106,3 | 108,3 | 76,5 |
| 9 | Gm. w. Strzegowo | 344 | 28 | 40 | 37 | 50 |
| 10 | | 377 | 24 | 41 | 37 | 55 |
| 11 | | 33 | -4 | 1 | - | 5 |
| 12 | | 109,6 | 85,7 | 102,5 | 100,0 | 110,0 |
| 13 | Gm. w. Stupsk | 253 | 32 | 32 | 29 | 37 |
| 14 | | 253 | 25 | 32 | 29 | 33 |
| 15 | | - | -7 | - | - | -4 |
| 16 | | 100,0 | 78,1 | 100,0 | 100,0 | 89,2 |
| 17 | Gm. w. Szreńsk | 199 | 45 | 19 | 16 | 29 |
| 18 | | 198 | 38 | 19 | 15 | 31 |
| 19 | | -1 | -7 | - | -1 | 2 |
| 20 | | 99,5 | 84,4 | 100,0 | 93,8 | 106,9 |
| 21 | Gm. w. Szydłowo | 194 | 31 | 17 | 14 | 32 |
| 22 | | 219 | 31 | 17 | 14 | 33 |
| 23 | | 25 | - | - | - | 1 |
| 24 | | 112,9 | 100,0 | 100,0 | 100,0 | 103,1 |
| 25 | Gm. w. Wieczfnia Kościelna | 196 | 33 | 36 | 31 | 25 |
| 26 | | 209 | 33 | 37 | 32 | 29 |
| 27 | | 13 | - | 1 | 1 | 4 |
| 28 | | 106,6 | 100,0 | 102,8 | 103,2 | 116,0 |
| 29 | Gm. w. Wiśniewo | 283 | 21 | 34 | 29 | 59 |
| 30 | | 300 | 17 | 41 | 36 | 59 |
| 31 | | 17 | -4 | 7 | 7 | - |
| 32 | | 106,0 | 81,0 | 120,6 | 124,1 | 100,0 |

DZIAŁALNOŚCI ORAZ POWIATÓW I GMIN (cd.)
OF ACTIVITIES AND POWIATS AND GMINAS

| handel; naprawa pojazdów samochodowych ^Δ <i>trade; repair of motor vehicles^Δ</i> | transport i gospodarka magazynowa <i>transportation and storage</i> | zakwaterowanie i gastronomia ^Δ <i>accommodation and catering^Δ</i> | informacja i komunikacja <i>information and communication</i> | działalność finansowa i ubezpieczeniowa <i>financial and insurance activities</i> | obsługa rynku nieruchomości ^Δ <i>real estate activities</i> | działalność profesjonalna, naukowa i techniczna <i>professional, scientific and technical activities</i> |
|---|--|--|--|--|---|---|
| 52 | 9 | 3 | 1 | 1 | 4 | 10 |
| 49 | 10 | 4 | 2 | 1 | 4 | 12 |
| -3 | 1 | 1 | 1 | - | - | 2 |
| 94,2 | 111,1 | 133,3 | 200,0 | 100,0 | 100,0 | 120,0 |
| 45 | 9 | 1 | 4 | - | - | 8 |
| 46 | 7 | 2 | 3 | - | - | 8 |
| 1 | -2 | 1 | -1 | - | - | - |
| 102,2 | 77,8 | 200,0 | 75,0 | x | x | 100,0 |
| 86 | 24 | 11 | 7 | 9 | 1 | 12 |
| 96 | 28 | 14 | 7 | 10 | 2 | 14 |
| 10 | 4 | 3 | - | 1 | 1 | 2 |
| 111,6 | 116,7 | 127,3 | 100,0 | 111,1 | 200,0 | 116,7 |
| 61 | 16 | 5 | 5 | 6 | 2 | 10 |
| 64 | 18 | 6 | 6 | 6 | 3 | 9 |
| 3 | 2 | 1 | 1 | - | 1 | -1 |
| 104,9 | 112,5 | 120,0 | 120,0 | 100,0 | 150,0 | 90,0 |
| 52 | 7 | 1 | - | 1 | 1 | 3 |
| 53 | 7 | 1 | 1 | 1 | 1 | 3 |
| 1 | - | - | 1 | - | - | - |
| 101,9 | 100,0 | 100,0 | x | 100,0 | 100,0 | 100,0 |
| 46 | 22 | 2 | - | 4 | 1 | 6 |
| 54 | 30 | 1 | 1 | 7 | 1 | 6 |
| 8 | 8 | -1 | 1 | 3 | - | - |
| 117,4 | 136,4 | 50,0 | x | 175,0 | 100,0 | 100,0 |
| 35 | 14 | 4 | 1 | 3 | - | 5 |
| 41 | 16 | 4 | - | 3 | - | 6 |
| 6 | 2 | - | -1 | - | - | 1 |
| 117,1 | 114,3 | 100,0 | x | 100,0 | x | 120,0 |
| 84 | 20 | 6 | 1 | 4 | 1 | 6 |
| 86 | 24 | 9 | - | 5 | 2 | 9 |
| 2 | 4 | 3 | -1 | 1 | 1 | 3 |
| 102,4 | 120,0 | 150,0 | x | 125,0 | 200,0 | 150,0 |

| administracja publiczna i obrona narodowa; obowiązkowe zabezpieczenia społeczne <i>public administration and defence; compulsory social security</i> | edukacja <i>education</i> | opieka zdrowotna i pomoc społeczna <i>human health and social work activities</i> | działalność związana z kulturą, rozrywką i rekreacją <i>arts, entertainment and recreation</i> | pozostała działalność usługowa <i>other service activities</i> | Lp. No. | |
|---|------------------------------|--|---|---|------------|----|
| 8 | 9 | 7 | 5 | 4 | 7 | 1 |
| 8 | 9 | 7 | 5 | 4 | 11 | 2 |
| - | - | - | - | - | 4 | 3 |
| 100,0 | 100,0 | 100,0 | 100,0 | 100,0 | 157,1 | 4 |
| 10 | 11 | 8 | 3 | 5 | 7 | 5 |
| 9 | 11 | 7 | 3 | 6 | 11 | 6 |
| -1 | - | -1 | - | 1 | 4 | 7 |
| 90,0 | 100,0 | 87,5 | 100,0 | 120,0 | 157,1 | 8 |
| 11 | 15 | 10 | 9 | 7 | 24 | 9 |
| 15 | 15 | 10 | 9 | 8 | 29 | 10 |
| 4 | - | - | - | 1 | 5 | 11 |
| 136,4 | 100,0 | 100,0 | 100,0 | 114,3 | 120,8 | 12 |
| 3 | 7 | 7 | 7 | 3 | 20 | 13 |
| 5 | 7 | 5 | 9 | 3 | 22 | 14 |
| 2 | - | -2 | 2 | - | 2 | 15 |
| 166,7 | 100,0 | 71,4 | 128,6 | 100,0 | 110,0 | 16 |
| 9 | 7 | 8 | 3 | 4 | 10 | 17 |
| 8 | 7 | 8 | 3 | 5 | 12 | 18 |
| -1 | - | - | - | 1 | 2 | 19 |
| 88,9 | 100,0 | 100,0 | 100,0 | 125,0 | 120,0 | 20 |
| 5 | 6 | 7 | 4 | 4 | 7 | 21 |
| 6 | 6 | 7 | 5 | 4 | 10 | 22 |
| 1 | - | - | 1 | - | 3 | 23 |
| 120,0 | 100,0 | 100,0 | 125,0 | 100,0 | 142,9 | 24 |
| 7 | 8 | 6 | 5 | 4 | 10 | 25 |
| 7 | 8 | 5 | 3 | 4 | 13 | 26 |
| - | - | -1 | -2 | - | 3 | 27 |
| 100,0 | 100,0 | 83,3 | 60,0 | 100,0 | 130,0 | 28 |
| 8 | 9 | 7 | 6 | 2 | 15 | 29 |
| 7 | 9 | 7 | 6 | 2 | 17 | 30 |
| -1 | - | - | - | - | 2 | 31 |
| 87,5 | 100,0 | 100,0 | 100,0 | 100,0 | 113,3 | 32 |

TABL. 3. **PODMIOTY GOSPODARKI NARODOWEJ WEDŁUG SEKCJI POLSKIEJ KLASYFIKACJI**
ENTITIES OF THE NATIONAL ECONOMY BY SECTIONS OF THE POLISH CLASSIFICATION

| Lp. No. | WYSZCZEGÓLNIENIE SPECIFICATION a – 31 XII 2013 b – 31 XII 2014 c – przyrost/spadek increase/decrease d – 2013 = 100 | Ogółem Grand total | W tym Of which | | | |
|------------|---|-----------------------|--|-------------------|---|-----------------------------|
| | | | rolnictwo, leśnictwo, łowiectwo i rybactwo agriculture, forestry and fishing | przemysł industry | | budownictwo construction |
| | | | | razem total | w tym przetwórstwo przemysłowe of which manufacturing | |
| 1 | Powiat nowodworski a | 7341 | 121 | 763 | 694 | 959 |
| 2 | Powiat nowodworski b | 7423 | 90 | 786 | 709 | 944 |
| 3 | c | 82 | -31 | 23 | 15 | -15 |
| 4 | d | 101,1 | 74,4 | 103,0 | 102,2 | 98,4 |
| 5 | M. Nowy Dwór Mazowiecki | 2717 | 13 | 228 | 210 | 288 |
| 6 | b | 2721 | 9 | 235 | 216 | 279 |
| 7 | c | 4 | -4 | 7 | 6 | -9 |
| 8 | d | 100,1 | 69,2 | 103,1 | 102,9 | 96,9 |
| 9 | Gm. m-w. Nasielsk | 1599 | 47 | 187 | 177 | 270 |
| 10 | b | 1647 | 31 | 190 | 177 | 283 |
| 11 | c | 48 | -16 | 3 | - | 13 |
| 12 | d | 103,0 | 66,0 | 101,6 | 100,0 | 104,8 |
| 13 | Gm. m-w. Zakroczym | 486 | 12 | 47 | 39 | 58 |
| 14 | b | 485 | 10 | 52 | 42 | 56 |
| 15 | c | -1 | -2 | 5 | 3 | -2 |
| 16 | d | 99,8 | 83,3 | 110,6 | 107,7 | 96,6 |
| 17 | Gm. w. Czosnów | 1266 | 16 | 187 | 169 | 160 |
| 18 | b | 1278 | 14 | 183 | 164 | 154 |
| 19 | c | 12 | -2 | -4 | -5 | -6 |
| 20 | d | 100,9 | 87,5 | 97,9 | 97,0 | 96,3 |
| 21 | Gm. w. Leoncin | 449 | 18 | 33 | 28 | 70 |
| 22 | b | 452 | 13 | 39 | 34 | 66 |
| 23 | c | 3 | -5 | 6 | 6 | -4 |
| 24 | d | 100,7 | 72,2 | 118,2 | 121,4 | 94,3 |
| 25 | Gm. w. Pomiechówek | 824 | 15 | 81 | 71 | 113 |
| 26 | b | 840 | 13 | 87 | 76 | 106 |
| 27 | c | 16 | -2 | 6 | 5 | -7 |
| 28 | d | 101,9 | 86,7 | 107,4 | 107,0 | 93,8 |
| 29 | Powiat ostrołęcki a | 4963 | 373 | 573 | 544 | 753 |
| 30 | Powiat ostrołęcki b | 5213 | 263 | 628 | 601 | 839 |
| 31 | c | 250 | -110 | 55 | 57 | 86 |
| 32 | d | 105,0 | 70,5 | 109,6 | 110,5 | 111,4 |

DZIAŁALNOŚCI ORAZ POWIATÓW I GMIN (cd.)
OF ACTIVITIES AND POWIATS AND GMINAS

| handel; naprawa pojazdów samochodowych ^Δ <i>trade; repair of motor vehicles^Δ</i> | transport i gospodarka magazynowa <i>transportation and storage</i> | zakwaterowanie i gastronomia ^Δ <i>accommodation and catering^Δ</i> | informacja i komunikacja <i>information and communication</i> | działalność finansowa i ubezpieczeniowa <i>financial and insurance activities</i> | obsługa rynku nieruchomości ^Δ <i>real estate activities</i> | działalność profesjonalna, naukowa i techniczna <i>professional, scientific and technical activities</i> |
|---|--|--|--|--|---|---|
| 2181 | 476 | 148 | 175 | 205 | 289 | 576 |
| 2173 | 473 | 158 | 170 | 209 | 291 | 631 |
| -8 | -3 | 10 | -5 | 4 | 2 | 55 |
| 99,6 | 99,4 | 106,8 | 97,1 | 102,0 | 100,7 | 109,5 |
| 775 | 181 | 64 | 76 | 90 | 167 | 230 |
| 760 | 182 | 67 | 70 | 90 | 168 | 253 |
| -15 | 1 | 3 | -6 | - | 1 | 23 |
| 98,1 | 100,6 | 104,7 | 92,1 | 100,0 | 100,6 | 110,0 |
| 515 | 89 | 28 | 26 | 41 | 57 | 87 |
| 526 | 88 | 32 | 25 | 48 | 59 | 95 |
| 11 | -1 | 4 | -1 | 7 | 2 | 8 |
| 102,1 | 98,9 | 114,3 | 96,2 | 117,1 | 103,5 | 109,2 |
| 168 | 30 | 19 | 6 | 14 | 11 | 25 |
| 167 | 30 | 20 | 4 | 11 | 11 | 27 |
| -1 | - | 1 | -2 | -3 | - | 2 |
| 99,4 | 100,0 | 105,3 | 66,7 | 78,6 | 100,0 | 108,0 |
| 338 | 69 | 12 | 39 | 30 | 24 | 146 |
| 341 | 67 | 12 | 40 | 30 | 21 | 157 |
| 3 | -2 | - | 1 | - | -3 | 11 |
| 100,9 | 97,1 | 100,0 | 102,6 | 100,0 | 87,5 | 107,5 |
| 143 | 36 | 10 | 8 | 7 | 5 | 23 |
| 136 | 35 | 11 | 7 | 7 | 6 | 32 |
| -7 | -1 | 1 | -1 | - | 1 | 9 |
| 95,1 | 97,2 | 110,0 | 87,5 | 100,0 | 120,0 | 139,1 |
| 242 | 71 | 15 | 20 | 23 | 25 | 65 |
| 243 | 71 | 16 | 24 | 23 | 26 | 67 |
| 1 | - | 1 | 4 | - | 1 | 2 |
| 100,4 | 100,0 | 106,7 | 120,0 | 100,0 | 104,0 | 103,1 |
| 1456 | 336 | 105 | 58 | 91 | 27 | 218 |
| 1508 | 380 | 112 | 69 | 91 | 33 | 250 |
| 52 | 44 | 7 | 11 | - | 6 | 32 |
| 103,6 | 113,1 | 106,7 | 119,0 | 100,0 | 122,2 | 114,7 |

| administrowanie i działalność wspierająca ^A <i>administrative and support service activities</i> | administracja publiczna i obrona narodowa; obowiązkowe zabezpieczenia społeczne <i>public administration and defence; compulsory social security</i> | edukacja <i>education</i> | opieka zdrowotna i pomoc społeczna <i>human health and social work activities</i> | działalność związana z kulturą, rozrywką i rekreacją <i>arts, entertainment and recreation</i> | pozostała działalność usługowa <i>other service activities</i> | Lp. No. |
|--|---|------------------------------|--|---|---|---------|
| 256 | 51 | 265 | 315 | 93 | 468 | 1 |
| 276 | 51 | 258 | 317 | 93 | 503 | 2 |
| 20 | - | -7 | 2 | - | 35 | 3 |
| 107,8 | 100,0 | 97,4 | 100,6 | 100,0 | 107,5 | 4 |
| 112 | 19 | 107 | 141 | 31 | 195 | 5 |
| 108 | 19 | 100 | 145 | 31 | 205 | 6 |
| -4 | - | -7 | 4 | - | 10 | 7 |
| 96,4 | 100,0 | 93,5 | 102,8 | 100,0 | 105,1 | 8 |
| 41 | 9 | 45 | 52 | 14 | 91 | 9 |
| 57 | 9 | 47 | 50 | 15 | 92 | 10 |
| 16 | - | 2 | -2 | 1 | 1 | 11 |
| 139,0 | 100,0 | 104,4 | 96,2 | 107,1 | 101,1 | 12 |
| 20 | 7 | 13 | 16 | 10 | 30 | 13 |
| 22 | 7 | 10 | 15 | 10 | 33 | 14 |
| 2 | - | -3 | -1 | - | 3 | 15 |
| 110,0 | 100,0 | 76,9 | 93,8 | 100,0 | 110,0 | 16 |
| 38 | 8 | 53 | 51 | 15 | 80 | 17 |
| 41 | 8 | 54 | 55 | 15 | 86 | 18 |
| 3 | - | 1 | 4 | - | 6 | 19 |
| 107,9 | 100,0 | 101,9 | 107,8 | 100,0 | 107,5 | 20 |
| 16 | 3 | 16 | 19 | 13 | 29 | 21 |
| 19 | 3 | 16 | 18 | 12 | 32 | 22 |
| 3 | - | - | -1 | -1 | 3 | 23 |
| 118,8 | 100,0 | 100,0 | 94,7 | 92,3 | 110,3 | 24 |
| 29 | 5 | 31 | 36 | 10 | 43 | 25 |
| 29 | 5 | 31 | 34 | 10 | 55 | 26 |
| - | - | - | -2 | - | 12 | 27 |
| 100,0 | 100,0 | 100,0 | 94,4 | 100,0 | 127,9 | 28 |
| 93 | 101 | 291 | 154 | 74 | 260 | 29 |
| 109 | 102 | 299 | 169 | 74 | 287 | 30 |
| 16 | 1 | 8 | 15 | - | 27 | 31 |
| 117,2 | 101,0 | 102,7 | 109,7 | 100,0 | 110,4 | 32 |

TABL. 3. **PODMIOTY GOSPODARKI NARODOWEJ WEDŁUG SEKCJI POLSKIEJ KLASYFIKACJI**
ENTITIES OF THE NATIONAL ECONOMY BY SECTIONS OF THE POLISH CLASSIFICATION

| Lp. No. | WYSZCZEGÓLNIENIE SPECIFICATION a – 31 XII 2013 b – 31 XII 2014 c – przyrost/spadek increase/decrease d – 2013 = 100 | Ogółem Grand total | W tym Of which | | | |
|----------------------------------|---|-----------------------|--|-------------------|---|-----------------------------|
| | | | rolnictwo, leśnictwo, łowiectwo i rybactwo agriculture, forestry and fishing | przemysł industry | | budownictwo construction |
| | | | | razem total | w tym przetwórstwo przemysłowe of which manufacturing | |
| Powiat ostrołęcki (cd.) | | | | | | |
| Powiat ostrołęcki (cont.) | | | | | | |
| 1 | Gm. m-w. Myszyniec | a 583 | 32 | 66 | 64 | 81 |
| 2 | | b 637 | 21 | 71 | 69 | 112 |
| 3 | | c 54 | -11 | 5 | 5 | 31 |
| 4 | | d 109,3 | 65,6 | 107,6 | 107,8 | 138,3 |
| 5 | Gm. w. Baranowo | a 247 | 32 | 28 | 28 | 30 |
| 6 | | b 252 | 21 | 27 | 27 | 37 |
| 7 | | c 5 | -11 | -1 | -1 | 7 |
| 8 | | d 102,0 | 65,6 | 96,4 | 96,4 | 123,3 |
| 9 | Gm. w. Czarnia | a 111 | 13 | 11 | 10 | 22 |
| 10 | | b 112 | 7 | 11 | 10 | 23 |
| 11 | | c 1 | -6 | - | - | 1 |
| 12 | | d 100,9 | 53,8 | 100,0 | 100,0 | 104,5 |
| 13 | Gm. w. Czerwin | a 321 | 69 | 23 | 18 | 32 |
| 14 | | b 338 | 61 | 24 | 20 | 34 |
| 15 | | c 17 | -8 | 1 | 2 | 2 |
| 16 | | d 105,3 | 88,4 | 104,3 | 111,1 | 106,3 |
| 17 | Gm. w. Goworowo | a 391 | 41 | 45 | 41 | 59 |
| 18 | | b 389 | 30 | 44 | 39 | 60 |
| 19 | | c -2 | -11 | -1 | -2 | 1 |
| 20 | | d 99,5 | 73,2 | 97,8 | 95,1 | 101,7 |
| 21 | Gm. w. Kadzidło | a 715 | 42 | 114 | 113 | 131 |
| 22 | | b 744 | 30 | 124 | 123 | 133 |
| 23 | | c 29 | -12 | 10 | 10 | 2 |
| 24 | | d 104,1 | 71,4 | 108,8 | 108,8 | 101,5 |
| 25 | Gm. w. Lelis | a 497 | 16 | 63 | 60 | 100 |
| 26 | | b 540 | 8 | 78 | 76 | 116 |
| 27 | | c 43 | -8 | 15 | 16 | 16 |
| 28 | | d 108,7 | 50,0 | 123,8 | 126,7 | 116,0 |
| 29 | Gm. w. Łyse | a 343 | 28 | 31 | 30 | 45 |
| 30 | | b 356 | 21 | 35 | 34 | 49 |
| 31 | | c 13 | -7 | 4 | 4 | 4 |
| 32 | | d 103,8 | 75,0 | 112,9 | 113,3 | 108,9 |

DZIAŁALNOŚCI ORAZ POWIATÓW I GMIN (cd.)
OF ACTIVITIES AND POWIATS AND GMINAS

| handel; naprawa pojazdów samochodowych ^Δ <i>trade; repair of motor vehicles^Δ</i> | transport i gospodarka magazynowa <i>transportation and storage</i> | zakwaterowanie i gastronomia ^Δ <i>accommodation and catering^Δ</i> | informacja i komunikacja <i>information and communication</i> | działalność finansowa i ubezpieczeniowa <i>financial and insurance activities</i> | obsługa rynku nieruchomości ^Δ <i>real estate activities</i> | działalność profesjonalna, naukowa i techniczna <i>professional, scientific and technical activities</i> |
|---|--|--|--|--|---|---|
| 205 | 30 | 13 | 4 | 9 | 2 | 19 |
| 208 | 35 | 14 | 7 | 9 | 2 | 22 |
| 3 | 5 | 1 | 3 | – | – | 3 |
| 101,5 | 116,7 | 107,7 | 175,0 | 100,0 | 100,0 | 115,8 |
| 62 | 21 | 5 | 2 | 6 | 3 | 5 |
| 70 | 24 | 5 | 2 | 5 | 3 | 6 |
| 8 | 3 | – | – | -1 | – | 1 |
| 112,9 | 114,3 | 100,0 | 100,0 | 83,3 | 100,0 | 120,0 |
| 18 | 10 | 2 | – | 1 | – | 2 |
| 24 | 11 | 1 | – | 1 | 1 | 2 |
| 6 | 1 | -1 | – | – | 1 | – |
| 133,3 | 110,0 | 50,0 | x | 100,0 | x | 100,0 |
| 64 | 30 | 5 | 6 | 5 | 3 | 15 |
| 63 | 36 | 7 | 5 | 5 | 4 | 22 |
| -1 | 6 | 2 | -1 | – | 1 | 7 |
| 98,4 | 120,0 | 140,0 | 83,3 | 100,0 | 133,3 | 146,7 |
| 90 | 29 | 13 | 4 | 8 | 1 | 13 |
| 94 | 30 | 14 | 4 | 9 | 2 | 13 |
| 4 | 1 | 1 | – | 1 | 1 | – |
| 104,4 | 103,4 | 107,7 | 100,0 | 112,5 | 200,0 | 100,0 |
| 215 | 25 | 10 | 5 | 9 | 4 | 32 |
| 232 | 29 | 11 | 7 | 8 | 4 | 40 |
| 17 | 4 | 1 | 2 | -1 | – | 8 |
| 107,9 | 116,0 | 110,0 | 140,0 | 88,9 | 100,0 | 125,0 |
| 157 | 40 | 10 | 7 | 5 | 1 | 14 |
| 153 | 45 | 11 | 10 | 6 | 2 | 11 |
| -4 | 5 | 1 | 3 | 1 | 1 | -3 |
| 97,5 | 112,5 | 110,0 | 142,9 | 120,0 | 200,0 | 78,6 |
| 114 | 14 | 7 | 2 | 2 | – | 12 |
| 123 | 13 | 6 | 4 | 2 | – | 12 |
| 9 | -1 | -1 | 2 | – | – | – |
| 107,9 | 92,9 | 85,7 | 200,0 | 100,0 | x | 100,0 |

| administrowanie i działalność wspierająca ^A <i>administrative and support service activities</i> | administracja publiczna i obrona narodowa; obowiązkowe zabezpieczenia społeczne <i>public administration and defence; compulsory social security</i> | edukacja <i>education</i> | opieka zdrowotna i pomoc społeczna <i>human health and social work activities</i> | działalność związana z kulturą, rozrywką i rekreacją <i>arts, entertainment and recreation</i> | pozostała działalność usługowa <i>other service activities</i> | Lp. No. |
|--|---|------------------------------|--|---|---|---------|
| 8 | 8 | 39 | 16 | 10 | 41 | 1 |
| 12 | 8 | 41 | 17 | 11 | 47 | 2 |
| 4 | – | 2 | 1 | 1 | 6 | 3 |
| 150,0 | 100,0 | 105,1 | 106,3 | 110,0 | 114,6 | 4 |
| 2 | 8 | 25 | 4 | 5 | 9 | 5 |
| 2 | 8 | 21 | 4 | 5 | 12 | 6 |
| – | – | -4 | – | – | 3 | 7 |
| 100,0 | 100,0 | 84,0 | 100,0 | 100,0 | 133,3 | 8 |
| 2 | 6 | 12 | 2 | 4 | 6 | 9 |
| 1 | 6 | 12 | 3 | 3 | 6 | 10 |
| -1 | – | – | 1 | -1 | – | 11 |
| 50,0 | 100,0 | 100,0 | 150,0 | 75,0 | 100,0 | 12 |
| 14 | 14 | 18 | 8 | 4 | 11 | 13 |
| 19 | 14 | 16 | 11 | 4 | 13 | 14 |
| 5 | – | -2 | 3 | – | 2 | 15 |
| 135,7 | 100,0 | 88,9 | 137,5 | 100,0 | 118,2 | 16 |
| 8 | 15 | 19 | 14 | 9 | 23 | 17 |
| 9 | 15 | 19 | 12 | 8 | 26 | 18 |
| 1 | – | – | -2 | -1 | 3 | 19 |
| 112,5 | 100,0 | 100,0 | 85,7 | 88,9 | 113,0 | 20 |
| 9 | 11 | 44 | 16 | 8 | 40 | 21 |
| 9 | 12 | 44 | 18 | 8 | 35 | 22 |
| – | 1 | – | 2 | – | -5 | 23 |
| 100,0 | 109,1 | 100,0 | 112,5 | 100,0 | 87,5 | 24 |
| 8 | 5 | 31 | 12 | 8 | 20 | 25 |
| 13 | 5 | 30 | 14 | 8 | 30 | 26 |
| 5 | – | -1 | 2 | – | 10 | 27 |
| 162,5 | 100,0 | 96,8 | 116,7 | 100,0 | 150,0 | 28 |
| 7 | 4 | 39 | 10 | 9 | 19 | 29 |
| 8 | 4 | 41 | 8 | 8 | 22 | 30 |
| 1 | – | 2 | -2 | -1 | 3 | 31 |
| 114,3 | 100,0 | 105,1 | 80,0 | 88,9 | 115,8 | 32 |

TABL. 3. **PODMIOTY GOSPODARKI NARODOWEJ WEDŁUG SEKCJI POLSKIEJ KLASYFIKACJI**
ENTITIES OF THE NATIONAL ECONOMY BY SECTIONS OF THE POLISH CLASSIFICATION

| Lp. No. | WYSZCZEGÓLNIENIE SPECIFICATION a – 31 XII 2013 b – 31 XII 2014 c – przyrost/spadek increase/decrease d – 2013 = 100 | Ogółem Grand total | W tym Of which | | | |
|------------|---|-----------------------|--|-------------------|---|-----------------------------|
| | | | rolnictwo, leśnictwo, łowiectwo i rybactwo agriculture, forestry and fishing | przemysł industry | | budownictwo construction |
| | | | | razem total | w tym przetwórstwo przemysłowe of which manufacturing | |
| | Powiat ostrołęcki (dok.) | | | | | |
| | Powiat ostrołęcki (cont.) | | | | | |
| 1 | Gm. w. Olszewo-Borki a | 724 | 29 | 94 | 91 | 99 |
| 2 | b | 753 | 14 | 105 | 103 | 104 |
| 3 | c | 29 | -15 | 11 | 12 | 5 |
| 4 | d | 104,0 | 48,3 | 111,7 | 113,2 | 105,1 |
| 5 | Gm. w. Rzekuń a | 779 | 38 | 77 | 69 | 113 |
| 6 | b | 828 | 21 | 86 | 78 | 126 |
| 7 | c | 49 | -17 | 9 | 9 | 13 |
| 8 | d | 106,3 | 55,3 | 111,7 | 113,0 | 111,5 |
| 9 | Gm. w. Troszyn a | 252 | 33 | 21 | 20 | 41 |
| 10 | b | 264 | 29 | 23 | 22 | 45 |
| 11 | c | 12 | -4 | 2 | 2 | 4 |
| 12 | d | 104,8 | 87,9 | 109,5 | 110,0 | 109,8 |
| 13 | Powiat ostrowski a | 6237 | 423 | 544 | 511 | 940 |
| 14 | Powiat ostrowski b | 6346 | 286 | 557 | 524 | 1016 |
| 15 | c | 109 | -137 | 13 | 13 | 76 |
| 16 | d | 101,7 | 67,6 | 102,4 | 102,5 | 108,1 |
| 17 | M. Ostrów Mazowiecka a | 3052 | 36 | 258 | 244 | 382 |
| 18 | b | 3045 | 18 | 250 | 237 | 394 |
| 19 | c | -7 | -18 | -8 | -7 | 12 |
| 20 | d | 99,8 | 50,0 | 96,9 | 97,1 | 103,1 |
| 21 | Gm. m-w. Brok a | 235 | 27 | 23 | 21 | 46 |
| 22 | b | 240 | 18 | 23 | 22 | 52 |
| 23 | c | 5 | -9 | - | 1 | 6 |
| 24 | d | 102,1 | 66,7 | 100,0 | 104,8 | 113,0 |
| 25 | Gm. w. Andrzejewo a | 198 | 44 | 15 | 13 | 24 |
| 26 | b | 207 | 37 | 19 | 17 | 27 |
| 27 | c | 9 | -7 | 4 | 4 | 3 |
| 28 | d | 104,5 | 84,1 | 126,7 | 130,8 | 112,5 |
| 29 | Gm. w. Boguty-Pianki a | 149 | 25 | 11 | 9 | 14 |
| 30 | b | 152 | 18 | 11 | 9 | 20 |
| 31 | c | 3 | -7 | - | - | 6 |
| 32 | d | 102,0 | 72,0 | 100,0 | 100,0 | 142,9 |
| 33 | Gm. w. Małkinia Górna a | 841 | 44 | 96 | 92 | 153 |
| 34 | b | 878 | 31 | 106 | 102 | 163 |
| 35 | c | 37 | -13 | 10 | 10 | 10 |
| 36 | d | 104,4 | 70,5 | 110,4 | 110,9 | 106,5 |

DZIAŁALNOŚCI ORAZ POWIATÓW I GMIN (cd.)
OF ACTIVITIES AND POWIATS AND GMINAS

| handel; naprawa pojazdów samochodowych ^Δ <i>trade; repair of motor vehicles^Δ</i> | transport i gospodarka magazynowa <i>transportation and storage</i> | zakwaterowanie i gastronomia ^Δ <i>accommodation and catering^Δ</i> | informacja i komunikacja <i>information and communication</i> | działalność finansowa i ubezpieczeniowa <i>financial and insurance activities</i> | obsługa rynku nieruchomości ^Δ <i>real estate activities</i> | działalność profesjonalna, naukowa i techniczna <i>professional, scientific and technical activities</i> |
|---|--|--|--|--|---|---|
| 226 | 59 | 24 | 14 | 17 | 5 | 43 |
| 231 | 67 | 23 | 14 | 17 | 6 | 49 |
| 5 | 8 | -1 | - | - | 1 | 6 |
| 102,2 | 113,6 | 95,8 | 100,0 | 100,0 | 120,0 | 114,0 |
| 247 | 63 | 14 | 10 | 21 | 8 | 53 |
| 247 | 73 | 18 | 11 | 22 | 9 | 59 |
| - | 10 | 4 | 1 | 1 | 1 | 6 |
| 100,0 | 115,9 | 128,6 | 110,0 | 104,8 | 112,5 | 111,3 |
| 58 | 15 | 2 | 4 | 8 | - | 10 |
| 63 | 17 | 2 | 5 | 7 | - | 14 |
| 5 | 2 | - | 1 | -1 | - | 4 |
| 108,6 | 113,3 | 100,0 | 125,0 | 87,5 | x | 140,0 |
| 1742 | 556 | 144 | 71 | 123 | 123 | 361 |
| 1809 | 562 | 147 | 69 | 111 | 124 | 377 |
| 67 | 6 | 3 | -2 | -12 | 1 | 16 |
| 103,8 | 101,1 | 102,1 | 97,2 | 90,2 | 100,8 | 104,4 |
| 951 | 327 | 81 | 44 | 75 | 88 | 233 |
| 964 | 315 | 85 | 43 | 62 | 88 | 237 |
| 13 | -12 | 4 | -1 | -13 | - | 4 |
| 101,4 | 96,3 | 104,9 | 97,7 | 82,7 | 100,0 | 101,7 |
| 59 | 6 | 10 | 5 | 2 | 2 | 8 |
| 65 | 5 | 8 | 4 | 3 | 2 | 9 |
| 6 | -1 | -2 | -1 | 1 | - | 1 |
| 110,2 | 83,3 | 80,0 | 80,0 | 150,0 | 100,0 | 112,5 |
| 39 | 16 | 2 | 2 | 3 | 1 | 10 |
| 41 | 17 | 2 | 2 | 3 | 1 | 11 |
| 2 | 1 | - | - | - | - | 1 |
| 105,1 | 106,3 | 100,0 | 100,0 | 100,0 | 100,0 | 110,0 |
| 39 | 16 | - | 1 | 5 | 1 | 5 |
| 40 | 16 | - | 1 | 5 | 1 | 6 |
| 1 | - | - | - | - | - | 1 |
| 102,6 | 100,0 | x | 100,0 | 100,0 | 100,0 | 120,0 |
| 253 | 47 | 23 | 9 | 12 | 19 | 29 |
| 264 | 46 | 23 | 8 | 11 | 21 | 31 |
| 11 | -1 | - | -1 | -1 | 2 | 2 |
| 104,3 | 97,9 | 100,0 | 88,9 | 91,7 | 110,5 | 106,9 |

| administrowanie i działalność wspierająca ^A <i>administrative and support service activities</i> | administracja publiczna i obrona narodowa; obowiązkowe zabezpieczenia społeczne <i>public administration and defence; compulsory social security</i> | edukacja <i>education</i> | opieka zdrowotna i pomoc społeczna <i>human health and social work activities</i> | działalność związana z kulturą, rozrywką i rekreacją <i>arts, entertainment and recreation</i> | pozostała działalność usługowa <i>other service activities</i> | Lp. No. |
|--|---|------------------------------|--|---|---|---------|
| 14 | 9 | 26 | 29 | 4 | 32 | 1 |
| 14 | 9 | 30 | 31 | 4 | 35 | 2 |
| - | - | 4 | 2 | - | 3 | 3 |
| 100,0 | 100,0 | 115,4 | 106,9 | 100,0 | 109,4 | 4 |
| 20 | 9 | 20 | 33 | 9 | 44 | 5 |
| 20 | 9 | 29 | 41 | 11 | 46 | 6 |
| - | - | 9 | 8 | 2 | 2 | 7 |
| 100,0 | 100,0 | 145,0 | 124,2 | 122,2 | 104,5 | 8 |
| 1 | 12 | 18 | 10 | 4 | 15 | 9 |
| 2 | 12 | 16 | 10 | 4 | 15 | 10 |
| 1 | - | -2 | - | - | - | 11 |
| 200,0 | 100,0 | 88,9 | 100,0 | 100,0 | 100,0 | 12 |
| 151 | 118 | 194 | 324 | 83 | 340 | 13 |
| 169 | 117 | 205 | 336 | 80 | 381 | 14 |
| 18 | -1 | 11 | 12 | -3 | 41 | 15 |
| 111,9 | 99,2 | 105,7 | 103,7 | 96,4 | 112,1 | 16 |
| 74 | 15 | 68 | 211 | 35 | 174 | 17 |
| 74 | 15 | 69 | 214 | 34 | 183 | 18 |
| - | - | 1 | 3 | -1 | 9 | 19 |
| 100,0 | 100,0 | 101,5 | 101,4 | 97,1 | 105,2 | 20 |
| 5 | 4 | 6 | 14 | 6 | 12 | 21 |
| 7 | 4 | 6 | 13 | 5 | 16 | 22 |
| 2 | - | - | -1 | -1 | 4 | 23 |
| 140,0 | 100,0 | 100,0 | 92,9 | 83,3 | 133,3 | 24 |
| 3 | 13 | 6 | 4 | 3 | 13 | 25 |
| 4 | 11 | 7 | 3 | 3 | 19 | 26 |
| 1 | -2 | 1 | -1 | - | 6 | 27 |
| 133,3 | 84,6 | 116,7 | 75,0 | 100,0 | 146,2 | 28 |
| 4 | 8 | 6 | 4 | 3 | 7 | 29 |
| 4 | 8 | 6 | 4 | 3 | 9 | 30 |
| - | - | - | - | - | 2 | 31 |
| 100,0 | 100,0 | 100,0 | 100,0 | 100,0 | 128,6 | 32 |
| 16 | 11 | 35 | 35 | 9 | 50 | 33 |
| 22 | 11 | 40 | 37 | 8 | 56 | 34 |
| 6 | - | 5 | 2 | -1 | 6 | 35 |
| 137,5 | 100,0 | 114,3 | 105,7 | 88,9 | 112,0 | 36 |

TABL. 3. **PODMIOTY GOSPODARKI NARODOWEJ WEDŁUG SEKCJI POLSKIEJ KLASYFIKACJI**
ENTITIES OF THE NATIONAL ECONOMY BY SECTIONS OF THE POLISH CLASSIFICATION

| Lp. No. | WYSZCZEGÓLNIENIE SPECIFICATION a – 31 XII 2013 b – 31 XII 2014 c – przyrost/spadek increase/decrease d – 2013 = 100 | Ogółem Grand total | W tym Of which | | | |
|------------|---|-----------------------|--|-------------------|---|-----------------------------|
| | | | rolnictwo, leśnictwo, łowiectwo i rybactwo agriculture, forestry and fishing | przemysł industry | | budownictwo construction |
| | | | | razem total | w tym przetwórstwo przemysłowe of which manufacturing | |
| | Powiat ostrowski (dok.) | | | | | |
| | Powiat ostrowski (cont.) | | | | | |
| 1 | Gm. w. Nur | 181 | 29 | 9 | 9 | 31 |
| 2 | | 180 | 18 | 8 | 8 | 31 |
| 3 | | -1 | -11 | -1 | -1 | - |
| 4 | | 99,4 | 62,1 | 88,9 | 88,9 | 100,0 |
| 5 | Gm. w. Ostrów Mazowiecka | 857 | 103 | 78 | 72 | 144 |
| 6 | | 892 | 56 | 85 | 77 | 164 |
| 7 | | 35 | -47 | 7 | 5 | 20 |
| 8 | | 104,1 | 54,4 | 109,0 | 106,9 | 113,9 |
| 9 | Gm. w. Stary Lubotyń | 181 | 35 | 6 | 5 | 38 |
| 10 | | 190 | 27 | 5 | 4 | 44 |
| 11 | | 9 | -8 | -1 | -1 | 6 |
| 12 | | 105,0 | 77,1 | 83,3 | 80,0 | 115,8 |
| 13 | Gm. w. Szulborze Wielkie | 123 | 18 | 12 | 12 | 31 |
| 14 | | 132 | 16 | 13 | 13 | 36 |
| 15 | | 9 | -2 | 1 | 1 | 5 |
| 16 | | 107,3 | 88,9 | 108,3 | 108,3 | 116,1 |
| 17 | Gm. w. Wąsewo | 227 | 27 | 15 | 15 | 43 |
| 18 | | 230 | 23 | 12 | 12 | 44 |
| 19 | | 3 | -4 | -3 | -3 | 1 |
| 20 | | 101,3 | 85,2 | 80,0 | 80,0 | 102,3 |
| 21 | Gm. w. Zaręby Kościelne | 193 | 35 | 21 | 19 | 34 |
| 22 | | 200 | 24 | 25 | 23 | 41 |
| 23 | | 7 | -11 | 4 | 4 | 7 |
| 24 | | 103,6 | 68,6 | 119,0 | 121,1 | 120,6 |
| 25 | Powiat otwocki | 15193 | 149 | 2038 | 1919 | 1795 |
| 26 | Powiat otwocki | 15310 | 119 | 2056 | 1924 | 1759 |
| 27 | | 117 | -30 | 18 | 5 | -36 |
| 28 | | 100,8 | 79,9 | 100,9 | 100,3 | 98,0 |
| 29 | M. Józefów | 3568 | 16 | 520 | 503 | 335 |
| 30 | | 3581 | 12 | 517 | 496 | 319 |
| 31 | | 13 | -4 | -3 | -7 | -16 |
| 32 | | 100,4 | 75,0 | 99,4 | 98,6 | 95,2 |

DZIAŁALNOŚCI ORAZ POWIATÓW I GMIN (cd.)
OF ACTIVITIES AND POWIATS AND GMINAS

| handel; naprawa pojazdów samochodowych ^Δ <i>trade; repair of motor vehicles^Δ</i> | transport i gospodarka magazynowa <i>transportation and storage</i> | zakwaterowanie i gastronomia ^Δ <i>accommodation and catering^Δ</i> | informacja i komunikacja <i>information and communication</i> | działalność finansowa i ubezpieczeniowa <i>financial and insurance activities</i> | obsługa rynku nieruchomości ^Δ <i>real estate activities</i> | działalność profesjonalna, naukowa i techniczna <i>professional, scientific and technical activities</i> |
|---|--|--|--|--|---|---|
| 33 | 23 | 3 | – | 1 | – | 8 |
| 39 | 25 | 2 | – | 1 | – | 8 |
| 6 | 2 | -1 | – | – | – | – |
| 118,2 | 108,7 | 66,7 | x | 100,0 | x | 100,0 |
| 215 | 65 | 14 | 6 | 10 | 10 | 42 |
| 231 | 78 | 15 | 7 | 10 | 9 | 44 |
| 16 | 13 | 1 | 1 | – | -1 | 2 |
| 107,4 | 120,0 | 107,1 | 116,7 | 100,0 | 90,0 | 104,8 |
| 37 | 16 | – | – | 5 | – | 5 |
| 43 | 20 | – | – | 6 | – | 6 |
| 6 | 4 | – | – | 1 | – | 1 |
| 116,2 | 125,0 | x | x | 120,0 | x | 120,0 |
| 27 | 9 | 2 | – | 3 | – | 7 |
| 28 | 9 | 2 | – | 3 | – | 9 |
| 1 | – | – | – | – | – | 2 |
| 103,7 | 100,0 | 100,0 | x | 100,0 | x | 128,6 |
| 42 | 20 | 7 | 1 | 7 | 2 | 6 |
| 42 | 19 | 7 | 1 | 7 | 2 | 8 |
| – | -1 | – | – | – | – | 2 |
| 100,0 | 95,0 | 100,0 | 100,0 | 100,0 | 100,0 | 133,3 |
| 47 | 11 | 2 | 3 | – | – | 8 |
| 52 | 12 | 3 | 3 | – | – | 8 |
| 5 | 1 | 1 | – | – | – | – |
| 110,6 | 109,1 | 150,0 | 100,0 | x | x | 100,0 |
| 4306 | 798 | 349 | 561 | 475 | 435 | 1369 |
| 4244 | 781 | 353 | 601 | 455 | 450 | 1440 |
| -62 | -17 | 4 | 40 | -20 | 15 | 71 |
| 98,6 | 97,9 | 101,1 | 107,1 | 95,8 | 103,4 | 105,2 |
| 1005 | 146 | 92 | 178 | 102 | 108 | 396 |
| 983 | 140 | 87 | 191 | 102 | 107 | 419 |
| -22 | -6 | -5 | 13 | – | -1 | 23 |
| 97,8 | 95,9 | 94,6 | 107,3 | 100,0 | 99,1 | 105,8 |

| administracja publiczna i obrona narodowa; obowiązkowe zabezpieczenia społeczne <i>public administration and defence; compulsory social security</i> | edukacja <i>education</i> | opieka zdrowotna i pomoc społeczna <i>human health and social work activities</i> | działalność związana z kulturą, rozrywką i rekreacją <i>arts, entertainment and recreation</i> | pozostała działalność usługowa <i>other service activities</i> | Lp. No. | |
|---|------------------------------|--|---|---|--------------|----|
| 6 | 13 | 5 | 9 | 4 | 7 | 1 |
| 6 | 13 | 6 | 9 | 4 | 10 | 2 |
| – | – | 1 | – | – | 3 | 3 |
| 100,0 | 100,0 | 120,0 | 100,0 | 100,0 | 142,9 | 4 |
| 23 | 16 | 49 | 33 | 13 | 36 | 5 |
| 30 | 17 | 50 | 41 | 14 | 41 | 6 |
| 7 | 1 | 1 | 8 | 1 | 5 | 7 |
| 130,4 | 106,3 | 102,0 | 124,2 | 107,7 | 113,9 | 8 |
| 11 | 11 | 4 | 2 | 3 | 8 | 9 |
| 9 | 11 | 6 | 2 | 2 | 9 | 10 |
| -2 | – | 2 | – | -1 | 1 | 11 |
| 81,8 | 100,0 | 150,0 | 100,0 | 66,7 | 112,5 | 12 |
| 1 | 4 | 3 | 1 | 1 | 4 | 13 |
| 2 | 4 | 3 | 1 | 1 | 5 | 14 |
| 1 | – | – | – | – | 1 | 15 |
| 200,0 | 100,0 | 100,0 | 100,0 | 100,0 | 125,0 | 16 |
| 4 | 15 | 9 | 6 | 4 | 19 | 17 |
| 7 | 15 | 9 | 6 | 4 | 24 | 18 |
| 3 | – | – | – | – | 5 | 19 |
| 175,0 | 100,0 | 100,0 | 100,0 | 100,0 | 126,3 | 20 |
| 4 | 8 | 3 | 5 | 2 | 10 | 21 |
| 4 | 8 | 3 | 6 | 2 | 9 | 22 |
| – | – | – | 1 | – | -1 | 23 |
| 100,0 | 100,0 | 100,0 | 120,0 | 100,0 | 90,0 | 24 |
| 488 | 65 | 534 | 698 | 228 | 905 | 25 |
| 496 | 65 | 543 | 749 | 244 | 955 | 26 |
| 8 | – | 9 | 51 | 16 | 50 | 27 |
| 101,6 | 100,0 | 101,7 | 107,3 | 107,0 | 105,5 | 28 |
| 100 | 4 | 151 | 172 | 59 | 184 | 29 |
| 104 | 4 | 152 | 192 | 66 | 186 | 30 |
| 4 | – | 1 | 20 | 7 | 2 | 31 |
| 104,0 | 100,0 | 100,7 | 111,6 | 111,9 | 101,1 | 32 |

TABL. 3. **PODMIOTY GOSPODARKI NARODOWEJ WEDŁUG SEKCJI POLSKIEJ KLASYFIKACJI**
ENTITIES OF THE NATIONAL ECONOMY BY SECTIONS OF THE POLISH CLASSIFICATION

| Lp. No. | WYSZCZEGÓLNIENIE SPECIFICATION a – 31 XII 2013 b – 31 XII 2014 c – przyrost/spadek increase/decrease d – 2013 = 100 | Ogółem Grand total | W tym Of which | | | |
|------------|---|-----------------------|--|-------------------|---|-----------------------------|
| | | | rolnictwo, leśnictwo, łowiectwo i rybactwo agriculture, forestry and fishing | przemysł industry | | budownictwo construction |
| | | | | razem total | w tym przetwórstwo przemysłowe of which manufacturing | |
| | Powiat otwocki (dok.) | | | | | |
| | Powiat otwocki (cont.) | | | | | |
| 1 | M. Otwock | 6181 | 31 | 683 | 647 | 673 |
| 2 | | 6190 | 27 | 672 | 636 | 645 |
| 3 | | 9 | -4 | -11 | -11 | -28 |
| 4 | | 100,1 | 87,1 | 98,4 | 98,3 | 95,8 |
| 5 | Gm. m-w. Karczew | 1729 | 32 | 274 | 258 | 212 |
| 6 | | 1701 | 25 | 277 | 260 | 211 |
| 7 | | -28 | -7 | 3 | 2 | -1 |
| 8 | | 98,4 | 78,1 | 101,1 | 100,8 | 99,5 |
| 9 | Gm. w. Celestynów | 1055 | 15 | 168 | 138 | 191 |
| 10 | | 1088 | 13 | 184 | 145 | 189 |
| 11 | | 33 | -2 | 16 | 7 | -2 |
| 12 | | 103,1 | 86,7 | 109,5 | 105,1 | 99,0 |
| 13 | Gm. w. Koźbiel | 465 | 15 | 91 | 87 | 85 |
| 14 | | 470 | 8 | 92 | 89 | 81 |
| 15 | | 5 | -7 | 1 | 2 | -4 |
| 16 | | 101,1 | 53,3 | 101,1 | 102,3 | 95,3 |
| 17 | Gm. w. Osieck | 213 | 8 | 33 | 33 | 41 |
| 18 | | 227 | 4 | 35 | 35 | 46 |
| 19 | | 14 | -4 | 2 | 2 | 5 |
| 20 | | 106,6 | 50,0 | 106,1 | 106,1 | 112,2 |
| 21 | Gm. w. Sobienie-Jeziory | 394 | 21 | 40 | 35 | 61 |
| 22 | | 402 | 19 | 41 | 36 | 64 |
| 23 | | 8 | -2 | 1 | 1 | 3 |
| 24 | | 102,0 | 90,5 | 102,5 | 102,9 | 104,9 |
| 25 | Gm. w. Wiązowna | 1588 | 11 | 229 | 218 | 197 |
| 26 | | 1651 | 11 | 238 | 227 | 204 |
| 27 | | 63 | - | 9 | 9 | 7 |
| 28 | | 104,0 | 100,0 | 103,9 | 104,1 | 103,6 |
| 29 | Powiat piaseczyński | 28313 | 269 | 2397 | 2244 | 2639 |
| 30 | Powiat piaseczyński | 29307 | 215 | 2435 | 2290 | 2619 |
| 31 | | 994 | -54 | 38 | 46 | -20 |
| 32 | | 103,5 | 79,9 | 101,6 | 102,0 | 99,2 |

DZIAŁALNOŚCI ORAZ POWIATÓW I GMIN (cd.)
OF ACTIVITIES AND POWIATS AND GMINAS

| handel; naprawa pojazdów samochodowych ^Δ <i>trade; repair of motor vehicles^Δ</i> | transport i gospodarka magazynowa <i>transportation and storage</i> | zakwaterowanie i gastronomia ^Δ <i>accommodation and catering^Δ</i> | informacja i komunikacja <i>information and communication</i> | działalność finansowa i ubezpieczeniowa <i>financial and insurance activities</i> | obsługa rynku nieruchomości ^Δ <i>real estate activities</i> | działalność profesjonalna, naukowa i techniczna <i>professional, scientific and technical activities</i> |
|---|--|--|--|--|---|---|
| 1759 | 341 | 140 | 238 | 214 | 241 | 571 |
| 1745 | 324 | 152 | 250 | 203 | 252 | 578 |
| -14 | -17 | 12 | 12 | -11 | 11 | 7 |
| 99,2 | 95,0 | 108,6 | 105,0 | 94,9 | 104,6 | 101,2 |
| 573 | 98 | 36 | 45 | 54 | 23 | 125 |
| 543 | 101 | 34 | 48 | 53 | 22 | 124 |
| -30 | 3 | -2 | 3 | -1 | -1 | -1 |
| 94,8 | 103,1 | 94,4 | 106,7 | 98,1 | 95,7 | 99,2 |
| 282 | 56 | 20 | 21 | 27 | 18 | 73 |
| 282 | 57 | 19 | 23 | 22 | 18 | 79 |
| - | 1 | -1 | 2 | -5 | - | 6 |
| 100,0 | 101,8 | 95,0 | 109,5 | 81,5 | 100,0 | 108,2 |
| 128 | 24 | 8 | 8 | 9 | 2 | 23 |
| 123 | 25 | 10 | 9 | 11 | 3 | 30 |
| -5 | 1 | 2 | 1 | 2 | 1 | 7 |
| 96,1 | 104,2 | 125,0 | 112,5 | 122,2 | 150,0 | 130,4 |
| 46 | 9 | 4 | 3 | 6 | 2 | 8 |
| 51 | 10 | 4 | 4 | 6 | 3 | 11 |
| 5 | 1 | - | 1 | - | 1 | 3 |
| 110,9 | 111,1 | 100,0 | 133,3 | 100,0 | 150,0 | 137,5 |
| 115 | 41 | 6 | 9 | 12 | - | 11 |
| 118 | 40 | 5 | 7 | 11 | 1 | 20 |
| 3 | -1 | -1 | -2 | -1 | 1 | 9 |
| 102,6 | 97,6 | 83,3 | 77,8 | 91,7 | x | 181,8 |
| 398 | 83 | 43 | 59 | 51 | 41 | 162 |
| 399 | 84 | 42 | 69 | 47 | 44 | 179 |
| 1 | 1 | -1 | 10 | -4 | 3 | 17 |
| 100,3 | 101,2 | 97,7 | 116,9 | 92,2 | 107,3 | 110,5 |
| 8733 | 1448 | 723 | 1404 | 815 | 1198 | 3593 |
| 9065 | 1470 | 769 | 1477 | 794 | 1240 | 3836 |
| 332 | 22 | 46 | 73 | -21 | 42 | 243 |
| 103,8 | 101,5 | 106,4 | 105,2 | 97,4 | 103,5 | 106,8 |

| administracja publiczna i obrona narodowa; obowiązkowe zabezpieczenia społeczne <i>public administration and defence; compulsory social security</i> | edukacja <i>education</i> | opieka zdrowotna i pomoc społeczna <i>human health and social work activities</i> | działalność związana z kulturą, rozrywką i rekreacją <i>arts, entertainment and recreation</i> | pozostała działalność usługowa <i>other service activities</i> | Lp. No. | |
|---|------------------------------|--|---|---|--------------|----|
| 233 | 12 | 214 | 320 | 86 | 425 | 1 |
| 224 | 12 | 226 | 344 | 91 | 445 | 2 |
| -9 | - | 12 | 24 | 5 | 20 | 3 |
| 96,1 | 100,0 | 105,6 | 107,5 | 105,8 | 104,7 | 4 |
| 39 | 6 | 49 | 60 | 21 | 82 | 5 |
| 45 | 6 | 46 | 59 | 22 | 85 | 6 |
| 6 | - | -3 | -1 | 1 | 3 | 7 |
| 115,4 | 100,0 | 93,9 | 98,3 | 104,8 | 103,7 | 8 |
| 35 | 9 | 38 | 35 | 13 | 54 | 9 |
| 40 | 9 | 35 | 34 | 14 | 70 | 10 |
| 5 | - | -3 | -1 | 1 | 16 | 11 |
| 114,3 | 100,0 | 92,1 | 97,1 | 107,7 | 129,6 | 12 |
| 4 | 11 | 12 | 8 | 8 | 29 | 13 |
| 7 | 11 | 12 | 10 | 10 | 28 | 14 |
| 3 | - | - | 2 | 2 | -1 | 15 |
| 175,0 | 100,0 | 100,0 | 125,0 | 125,0 | 96,6 | 16 |
| 13 | 7 | 10 | 5 | 3 | 15 | 17 |
| 11 | 7 | 9 | 8 | 3 | 15 | 18 |
| -2 | - | -1 | 3 | - | - | 19 |
| 84,6 | 100,0 | 90,0 | 160,0 | 100,0 | 100,0 | 20 |
| 9 | 10 | 10 | 16 | 7 | 26 | 21 |
| 9 | 10 | 8 | 14 | 6 | 29 | 22 |
| - | - | -2 | -2 | -1 | 3 | 23 |
| 100,0 | 100,0 | 80,0 | 87,5 | 85,7 | 111,5 | 24 |
| 55 | 6 | 50 | 82 | 31 | 90 | 25 |
| 56 | 6 | 55 | 88 | 32 | 97 | 26 |
| 1 | - | 5 | 6 | 1 | 7 | 27 |
| 101,8 | 100,0 | 110,0 | 107,3 | 103,2 | 107,8 | 28 |
| 972 | 59 | 1103 | 1153 | 433 | 1374 | 29 |
| 1038 | 59 | 1140 | 1218 | 460 | 1472 | 30 |
| 66 | - | 37 | 65 | 27 | 98 | 31 |
| 106,8 | 100,0 | 103,4 | 105,6 | 106,2 | 107,1 | 32 |

TABL. 3. **PODMIOTY GOSPODARKI NARODOWEJ WEDŁUG SEKCJI POLSKIEJ KLASYFIKACJI**
ENTITIES OF THE NATIONAL ECONOMY BY SECTIONS OF THE POLISH CLASSIFICATION

| Lp. No. | WYSZCZEGÓLNIENIE SPECIFICATION a – 31 XII 2013 b – 31 XII 2014 c – przyrost/spadek increase/decrease d – 2013 = 100 | Ogółem Grand total | W tym Of which | | | | |
|------------------------------------|---|-----------------------|--|-------------------|---|-----------------------------|--------------|
| | | | rolnictwo, leśnictwo, łowiectwo i rybactwo agriculture, forestry and fishing | przemysł industry | | budownictwo construction | |
| | | | | razem total | w tym przetwórstwo przemysłowe of which manufacturing | | |
| Powiat piaseczyński (dok.) | | | | | | | |
| Powiat piaseczyński (cont.) | | | | | | | |
| 1 | Gm. m-w. Góra Kalwaria | a | 3105 | 54 | 299 | 284 | 399 |
| 2 | | b | 3147 | 40 | 293 | 276 | 412 |
| 3 | | c | 42 | -14 | -6 | -8 | 13 |
| 4 | | d | 101,4 | 74,1 | 98,0 | 97,2 | 103,3 |
| 5 | Gm. m-w. Konstancin- | a | 3899 | 19 | 307 | 287 | 406 |
| 6 | Jeziorna | b | 3987 | 17 | 314 | 299 | 395 |
| 7 | | c | 88 | -2 | 7 | 12 | -11 |
| 8 | | d | 102,3 | 89,5 | 102,3 | 104,2 | 97,3 |
| 9 | Gm. m-w. Piaseczno | a | 13025 | 101 | 1259 | 1179 | 1199 |
| 10 | | b | 13392 | 90 | 1293 | 1220 | 1177 |
| 11 | | c | 367 | -11 | 34 | 41 | -22 |
| 12 | | d | 102,8 | 89,1 | 102,7 | 103,5 | 98,2 |
| 13 | Gm. m-w. Tarczyn..... | a | 1292 | 30 | 97 | 87 | 135 |
| 14 | | b | 1291 | 16 | 89 | 79 | 131 |
| 15 | | c | -1 | -14 | -8 | -8 | -4 |
| 16 | | d | 99,9 | 53,3 | 91,8 | 90,8 | 97,0 |
| 17 | Gm. w. Lesznowola | a | 5921 | 55 | 324 | 306 | 358 |
| 18 | | b | 6375 | 45 | 326 | 306 | 350 |
| 19 | | c | 454 | -10 | 2 | - | -8 |
| 20 | | d | 107,7 | 81,8 | 100,6 | 100,0 | 97,8 |
| 21 | Gm. w. Prażmów | a | 1071 | 10 | 111 | 101 | 142 |
| 22 | | b | 1115 | 7 | 120 | 110 | 154 |
| 23 | | c | 44 | -3 | 9 | 9 | 12 |
| 24 | | d | 104,1 | 70,0 | 108,1 | 108,9 | 108,5 |
| 25 | Powiat plocki | a | 6804 | 466 | 747 | 674 | 986 |
| 26 | Powiat plocki | b | 7017 | 372 | 775 | 690 | 1026 |
| 27 | | c | 213 | -94 | 28 | 16 | 40 |
| 28 | | d | 103,1 | 79,8 | 103,7 | 102,4 | 104,1 |
| 29 | Gm. m-w. Drobin | a | 413 | 35 | 55 | 50 | 48 |
| 30 | | b | 433 | 34 | 56 | 49 | 49 |
| 31 | | c | 20 | -1 | 1 | -1 | 1 |
| 32 | | d | 104,8 | 97,1 | 101,8 | 98,0 | 102,1 |

DZIAŁALNOŚCI ORAZ POWIATÓW I GMIN (cd.)
OF ACTIVITIES AND POWIATS AND GMINAS

| handel; naprawa pojazdów samochodowych ^Δ <i>trade; repair of motor vehicles^Δ</i> | transport i gospodarka magazynowa <i>transportation and storage</i> | zakwaterowanie i gastronomia ^Δ <i>accommodation and catering^Δ</i> | informacja i komunikacja <i>information and communication</i> | działalność finansowa i ubezpieczeniowa <i>financial and insurance activities</i> | obsługa rynku nieruchomości ^Δ <i>real estate activities</i> | działalność profesjonalna, naukowa i techniczna <i>professional, scientific and technical activities</i> |
|---|--|--|--|--|---|---|
| 990 | 277 | 101 | 70 | 85 | 81 | 235 |
| 1001 | 276 | 98 | 72 | 84 | 84 | 256 |
| 11 | -1 | -3 | 2 | -1 | 3 | 21 |
| 101,1 | 99,6 | 97,0 | 102,9 | 98,8 | 103,7 | 108,9 |
| 938 | 171 | 108 | 180 | 118 | 226 | 604 |
| 949 | 172 | 120 | 191 | 116 | 226 | 630 |
| 11 | 1 | 12 | 11 | -2 | - | 26 |
| 101,2 | 100,6 | 111,1 | 106,1 | 98,3 | 100,0 | 104,3 |
| 3228 | 541 | 315 | 806 | 437 | 610 | 1911 |
| 3254 | 549 | 335 | 848 | 425 | 633 | 2040 |
| 26 | 8 | 20 | 42 | -12 | 23 | 129 |
| 100,8 | 101,5 | 106,3 | 105,2 | 97,3 | 103,8 | 106,8 |
| 436 | 168 | 41 | 32 | 27 | 35 | 93 |
| 439 | 171 | 45 | 31 | 25 | 36 | 104 |
| 3 | 3 | 4 | -1 | -2 | 1 | 11 |
| 100,7 | 101,8 | 109,8 | 96,9 | 92,6 | 102,9 | 111,8 |
| 2877 | 221 | 129 | 255 | 108 | 231 | 624 |
| 3156 | 234 | 138 | 274 | 109 | 249 | 669 |
| 279 | 13 | 9 | 19 | 1 | 18 | 45 |
| 109,7 | 105,9 | 107,0 | 107,5 | 100,9 | 107,8 | 107,2 |
| 264 | 70 | 29 | 61 | 40 | 15 | 126 |
| 266 | 68 | 33 | 61 | 35 | 12 | 137 |
| 2 | -2 | 4 | - | -5 | -3 | 11 |
| 100,8 | 97,1 | 113,8 | 100,0 | 87,5 | 80,0 | 108,7 |
| 1829 | 477 | 164 | 71 | 158 | 119 | 381 |
| 1890 | 500 | 168 | 80 | 153 | 121 | 438 |
| 61 | 23 | 4 | 9 | -5 | 2 | 57 |
| 103,3 | 104,8 | 102,4 | 112,7 | 96,8 | 101,7 | 115,0 |
| 122 | 18 | 2 | - | 10 | 26 | 16 |
| 127 | 18 | 3 | 2 | 10 | 27 | 18 |
| 5 | - | 1 | 1 | - | 1 | 2 |
| 104,1 | 100,0 | 150,0 | 150,0 | 100,0 | 103,8 | 112,5 |

| administrowanie i działalność wspierająca ^A <i>administrative and support service activities</i> | administracja publiczna i obrona narodowa; obowiązkowe zabezpieczenia społeczne <i>public administration and defence; compulsory social security</i> | edukacja <i>education</i> | opieka zdrowotna i pomoc społeczna <i>human health and social work activities</i> | działalność związana z kulturą, rozrywką i rekreacją <i>arts, entertainment and recreation</i> | pozostała działalność usługowa <i>other service activities</i> | Lp. No. |
|--|---|------------------------------|--|---|---|---------|
| 118 | 9 | 98 | 92 | 43 | 154 | 1 |
| 116 | 9 | 103 | 100 | 41 | 162 | 2 |
| -2 | - | 5 | 8 | -2 | 8 | 3 |
| 98,3 | 100,0 | 105,1 | 108,7 | 95,3 | 105,2 | 4 |
| 148 | 10 | 170 | 209 | 75 | 210 | 5 |
| 163 | 10 | 166 | 216 | 83 | 219 | 6 |
| 15 | - | -4 | 7 | 8 | 9 | 7 |
| 110,1 | 100,0 | 97,6 | 103,3 | 110,7 | 104,3 | 8 |
| 486 | 19 | 580 | 635 | 211 | 687 | 9 |
| 509 | 19 | 599 | 671 | 218 | 732 | 10 |
| 23 | - | 19 | 36 | 7 | 45 | 11 |
| 104,7 | 100,0 | 103,3 | 105,7 | 103,3 | 106,6 | 12 |
| 30 | 7 | 41 | 20 | 16 | 84 | 13 |
| 33 | 7 | 42 | 24 | 16 | 82 | 14 |
| 3 | - | 1 | 4 | - | -2 | 15 |
| 110,0 | 100,0 | 102,4 | 120,0 | 100,0 | 97,6 | 16 |
| 142 | 7 | 171 | 160 | 71 | 188 | 17 |
| 164 | 7 | 185 | 171 | 83 | 215 | 18 |
| 22 | - | 14 | 11 | 12 | 27 | 19 |
| 115,5 | 100,0 | 108,2 | 106,9 | 116,9 | 114,4 | 20 |
| 48 | 7 | 43 | 37 | 17 | 51 | 21 |
| 53 | 7 | 45 | 36 | 19 | 62 | 22 |
| 5 | - | 2 | -1 | 2 | 11 | 23 |
| 110,4 | 100,0 | 104,7 | 97,3 | 111,8 | 121,6 | 24 |
| 172 | 144 | 251 | 286 | 140 | 413 | 25 |
| 183 | 144 | 258 | 299 | 146 | 464 | 26 |
| 11 | - | 7 | 13 | 6 | 51 | 27 |
| 106,4 | 100,0 | 102,8 | 104,5 | 104,3 | 112,3 | 28 |
| 8 | 12 | 17 | 10 | 8 | 26 | 29 |
| 9 | 12 | 18 | 9 | 10 | 31 | 30 |
| 1 | - | 1 | -1 | 2 | 5 | 31 |
| 112,5 | 100,0 | 105,9 | 90,0 | 125,0 | 119,2 | 32 |

TABL. 3. **PODMIOTY GOSPODARKI NARODOWEJ WEDŁUG SEKCJI POLSKIEJ KLASYFIKACJI**
ENTITIES OF THE NATIONAL ECONOMY BY SECTIONS OF THE POLISH CLASSIFICATION

| Lp. No. | WYSZCZEGÓLNIENIE SPECIFICATION a – 31 XII 2013 b – 31 XII 2014 c – przyrost/spadek increase/decrease d – 2013 = 100 | Ogółem Grand total | W tym Of which | | | | |
|------------------------------|---|-----------------------|--|-------------------|---|-----------------------------|-------|
| | | | rolnictwo, leśnictwo, łowiectwo i rybactwo agriculture, forestry and fishing | przemysł industry | | budownictwo construction | |
| | | | | razem total | w tym przetwórstwo przemysłowe of which manufacturing | | |
| Powiat plocki (cd.) | | | | | | | |
| Powiat plocki (cont.) | | | | | | | |
| 1 | Gm. m-w. Gąbin | a | 828 | 37 | 84 | 80 | 131 |
| 2 | | b | 857 | 23 | 85 | 80 | 139 |
| 3 | | c | 29 | -14 | 1 | - | 8 |
| 4 | | d | 103,5 | 62,2 | 101,2 | 100,0 | 106,1 |
| 5 | Gm. m-w. Wyszogród | a | 306 | 20 | 30 | 27 | 37 |
| 6 | | b | 316 | 14 | 30 | 24 | 44 |
| 7 | | c | 10 | -6 | - | -3 | 7 |
| 8 | | d | 103,3 | 70,0 | 100,0 | 88,9 | 118,9 |
| 9 | Gm. w. Bielsk | a | 501 | 42 | 48 | 46 | 73 |
| 10 | | b | 517 | 31 | 56 | 54 | 77 |
| 11 | | c | 16 | -11 | 8 | 8 | 4 |
| 12 | | d | 103,2 | 73,8 | 116,7 | 117,4 | 105,5 |
| 13 | Gm. w. Bodzanów | a | 475 | 38 | 41 | 38 | 71 |
| 14 | | b | 491 | 34 | 45 | 41 | 77 |
| 15 | | c | 16 | -4 | 4 | 3 | 6 |
| 16 | | d | 103,4 | 89,5 | 109,8 | 107,9 | 108,5 |
| 17 | Gm. w. Brudzeń Duży | a | 441 | 35 | 62 | 53 | 80 |
| 18 | | b | 443 | 29 | 62 | 52 | 82 |
| 19 | | c | 2 | -6 | - | -1 | 2 |
| 20 | | d | 100,5 | 82,9 | 100,0 | 98,1 | 102,5 |
| 21 | Gm. w. Bulkowo | a | 236 | 34 | 15 | 12 | 41 |
| 22 | | b | 242 | 28 | 16 | 13 | 42 |
| 23 | | c | 6 | -6 | 1 | 1 | 1 |
| 24 | | d | 102,5 | 82,4 | 106,7 | 108,3 | 102,4 |
| 25 | Gm. w. Łąck | a | 406 | 20 | 51 | 48 | 66 |
| 26 | | b | 419 | 15 | 51 | 47 | 67 |
| 27 | | c | 13 | -5 | - | -1 | 1 |
| 28 | | d | 103,2 | 75,0 | 100,0 | 97,9 | 101,5 |
| 29 | Gm. w. Mała Wieś | a | 293 | 29 | 28 | 23 | 43 |
| 30 | | b | 293 | 28 | 29 | 23 | 45 |
| 31 | | c | - | -1 | 1 | - | 2 |
| 32 | | d | 100,0 | 96,6 | 103,6 | 100,0 | 104,7 |
| 33 | Gm. w. Nowy Duninów | a | 245 | 26 | 30 | 28 | 37 |
| 34 | | b | 252 | 24 | 35 | 32 | 41 |
| 35 | | c | 7 | -2 | 5 | 4 | 4 |
| 36 | | d | 102,9 | 92,3 | 116,7 | 114,3 | 110,8 |

DZIAŁALNOŚCI ORAZ POWIATÓW I GMIN (cd.)
OF ACTIVITIES AND POWIATS AND GMINAS

| handel; naprawa pojazdów samochodowych ^Δ <i>trade; repair of motor vehicles^Δ</i> | transport i gospodarka magazynowa <i>transportation and storage</i> | zakwaterowanie i gastronomia ^Δ <i>accommodation and catering^Δ</i> | informacja i komunikacja <i>information and communication</i> | działalność finansowa i ubezpieczeniowa <i>financial and insurance activities</i> | obsługa rynku nieruchomości ^Δ <i>real estate activities</i> | działalność profesjonalna, naukowa i techniczna <i>professional, scientific and technical activities</i> |
|---|--|--|--|--|---|---|
| 254 | 52 | 18 | 13 | 27 | 16 | 46 |
| 273 | 55 | 19 | 12 | 25 | 16 | 52 |
| 19 | 3 | 1 | -1 | -2 | - | 6 |
| 107,5 | 105,8 | 105,6 | 92,3 | 92,6 | 100,0 | 113,0 |
| 83 | 15 | 11 | 4 | 5 | 14 | 13 |
| 88 | 16 | 13 | 3 | 6 | 14 | 13 |
| 5 | 1 | 2 | -1 | 1 | - | - |
| 106,0 | 106,7 | 118,2 | 75,0 | 120,0 | 100,0 | 100,0 |
| 140 | 36 | 5 | 4 | 12 | 2 | 27 |
| 141 | 35 | 5 | 3 | 11 | 2 | 29 |
| 1 | -1 | - | -1 | -1 | - | 2 |
| 100,7 | 97,2 | 100,0 | 75,0 | 91,7 | 100,0 | 107,4 |
| 139 | 30 | 16 | 6 | 5 | 3 | 24 |
| 141 | 26 | 15 | 5 | 6 | 2 | 28 |
| 2 | -4 | -1 | -1 | 1 | -1 | 4 |
| 101,4 | 86,7 | 93,8 | 83,3 | 120,0 | 66,7 | 116,7 |
| 100 | 36 | 6 | 4 | 12 | 2 | 15 |
| 101 | 37 | 5 | 6 | 9 | 1 | 17 |
| 1 | 1 | -1 | 2 | -3 | -1 | 2 |
| 101,0 | 102,8 | 83,3 | 150,0 | 75,0 | 50,0 | 113,3 |
| 64 | 12 | 2 | 3 | 4 | 2 | 10 |
| 67 | 14 | 3 | 4 | 4 | 2 | 11 |
| 3 | 2 | 1 | 1 | - | - | 1 |
| 104,7 | 116,7 | 150,0 | 133,3 | 100,0 | 100,0 | 110,0 |
| 93 | 17 | 23 | 3 | 8 | 8 | 16 |
| 101 | 16 | 22 | 6 | 10 | 9 | 23 |
| 8 | -1 | -1 | 3 | 2 | 1 | 7 |
| 108,6 | 94,1 | 95,7 | 200,0 | 125,0 | 112,5 | 143,8 |
| 81 | 19 | 3 | 2 | 8 | 10 | 4 |
| 74 | 19 | 6 | 3 | 7 | 10 | 6 |
| -7 | - | 3 | 1 | -1 | - | 2 |
| 91,4 | 100,0 | 200,0 | 150,0 | 87,5 | 100,0 | 150,0 |
| 57 | 8 | 14 | 3 | 5 | 3 | 12 |
| 57 | 11 | 13 | 3 | 4 | 3 | 13 |
| - | 3 | -1 | - | -1 | - | 1 |
| 100,0 | 137,5 | 92,9 | 100,0 | 80,0 | 100,0 | 108,3 |

| administracja publiczna i obrona narodowa; obowiązkowe zabezpieczenia społeczne <i>public administration and defence; compulsory social security</i> | edukacja <i>education</i> | opieka zdrowotna i pomoc społeczna <i>human health and social work activities</i> | działalność związana z kulturą, rozrywką i rekreacją <i>arts, entertainment and recreation</i> | pozostała działalność usługowa <i>other service activities</i> | Lp. No. | |
|---|------------------------------|--|---|---|------------|----|
| 16 | 11 | 36 | 27 | 12 | 48 | 1 |
| 16 | 11 | 34 | 35 | 12 | 50 | 2 |
| - | - | -2 | 8 | - | 2 | 3 |
| 100,0 | 100,0 | 94,4 | 129,6 | 100,0 | 104,2 | 4 |
| 7 | 11 | 19 | 7 | 6 | 24 | 5 |
| 5 | 11 | 19 | 8 | 6 | 26 | 6 |
| -2 | - | - | 1 | - | 2 | 7 |
| 71,4 | 100,0 | 100,0 | 114,3 | 100,0 | 108,3 | 8 |
| 12 | 11 | 26 | 15 | 14 | 34 | 9 |
| 13 | 11 | 28 | 17 | 17 | 41 | 10 |
| 1 | - | 2 | 2 | 3 | 7 | 11 |
| 108,3 | 100,0 | 107,7 | 113,3 | 121,4 | 120,6 | 12 |
| 13 | 11 | 15 | 20 | 8 | 35 | 13 |
| 17 | 11 | 16 | 22 | 8 | 38 | 14 |
| 4 | - | 1 | 2 | - | 3 | 15 |
| 130,8 | 100,0 | 106,7 | 110,0 | 100,0 | 108,6 | 16 |
| 9 | 12 | 19 | 13 | 6 | 30 | 17 |
| 13 | 12 | 19 | 13 | 6 | 31 | 18 |
| 4 | - | - | - | - | 1 | 19 |
| 144,4 | 100,0 | 100,0 | 100,0 | 100,0 | 103,3 | 20 |
| 7 | 8 | 11 | 6 | 3 | 14 | 21 |
| 7 | 8 | 12 | 4 | 3 | 17 | 22 |
| - | - | 1 | -2 | - | 3 | 23 |
| 100,0 | 100,0 | 109,1 | 66,7 | 100,0 | 121,4 | 24 |
| 18 | 7 | 11 | 19 | 17 | 29 | 25 |
| 16 | 7 | 11 | 18 | 17 | 30 | 26 |
| -2 | - | - | -1 | - | 1 | 27 |
| 88,9 | 100,0 | 100,0 | 94,7 | 100,0 | 103,4 | 28 |
| 7 | 10 | 13 | 8 | 7 | 21 | 29 |
| 6 | 10 | 13 | 7 | 7 | 23 | 30 |
| -1 | - | - | -1 | - | 2 | 31 |
| 85,7 | 100,0 | 100,0 | 87,5 | 100,0 | 109,5 | 32 |
| 9 | 5 | 10 | 10 | 4 | 12 | 33 |
| 8 | 5 | 10 | 8 | 4 | 13 | 34 |
| -1 | - | - | -2 | - | 1 | 35 |
| 88,9 | 100,0 | 100,0 | 80,0 | 100,0 | 108,3 | 36 |

TABL. 3. **PODMIOTY GOSPODARKI NARODOWEJ WEDŁUG SEKCJI POLSKIEJ KLASYFIKACJI**
ENTITIES OF THE NATIONAL ECONOMY BY SECTIONS OF THE POLISH CLASSIFICATION

| Lp. No. | WYSZCZEGÓLNIENIE SPECIFICATION a – 31 XII 2013 b – 31 XII 2014 c – przyrost/spadek increase/decrease d – 2013 = 100 | Ogółem Grand total | W tym Of which | | | | |
|------------------------------|---|-----------------------|--|-------------------|---|-----------------------------|--------------|
| | | | rolnictwo, leśnictwo, łowiectwo i rybactwo agriculture, forestry and fishing | przemysł industry | | budownictwo construction | |
| | | | | razem total | w tym przetwórstwo przemysłowe of which manufacturing | | |
| Powiat płocki (dok.) | | | | | | | |
| Powiat płocki (cont.) | | | | | | | |
| 1 | Gm. w. Radzanowo | a | 526 | 32 | 62 | 58 | 66 |
| 2 | | b | 559 | 23 | 62 | 58 | 68 |
| 3 | | c | 33 | -9 | - | - | 2 |
| 4 | | d | 106,3 | 71,9 | 100,0 | 100,0 | 103,0 |
| 5 | Gm. w. Słubice | a | 226 | 22 | 18 | 14 | 46 |
| 6 | | b | 238 | 12 | 24 | 19 | 48 |
| 7 | | c | 12 | -10 | 6 | 5 | 2 |
| 8 | | d | 105,3 | 54,5 | 133,3 | 135,7 | 104,3 |
| 9 | Gm. w. Słupno | a | 764 | 26 | 79 | 74 | 99 |
| 10 | | b | 795 | 17 | 80 | 76 | 99 |
| 11 | | c | 31 | -9 | 1 | 2 | - |
| 12 | | d | 104,1 | 65,4 | 101,3 | 102,7 | 100,0 |
| 13 | Gm. w. Stara Biała | a | 782 | 38 | 99 | 88 | 101 |
| 14 | | b | 798 | 32 | 102 | 91 | 94 |
| 15 | | c | 16 | -6 | 3 | 3 | -7 |
| 16 | | d | 102,0 | 84,2 | 103,0 | 103,4 | 93,1 |
| 17 | Gm. w. Staroźreby | a | 362 | 32 | 45 | 35 | 47 |
| 18 | | b | 364 | 28 | 42 | 31 | 54 |
| 19 | | c | 2 | -4 | -3 | -4 | 7 |
| 20 | | d | 100,6 | 87,5 | 93,3 | 88,6 | 114,9 |
| 21 | Powiat płoński | a | 6244 | 350 | 606 | 559 | 694 |
| 22 | Powiat płoński | b | 6309 | 222 | 608 | 562 | 738 |
| 23 | | c | 65 | -128 | 2 | 3 | 44 |
| 24 | | d | 101,0 | 63,4 | 100,3 | 100,5 | 106,3 |
| 25 | M. Płońsk | a | 2618 | 26 | 237 | 225 | 234 |
| 26 | | b | 2609 | 10 | 238 | 227 | 228 |
| 27 | | c | -9 | -16 | 1 | 2 | -6 |
| 28 | | d | 99,7 | 38,5 | 100,4 | 100,9 | 97,4 |
| 29 | M. Raciąż | a | 378 | 7 | 44 | 41 | 28 |
| 30 | | b | 378 | 4 | 42 | 39 | 32 |
| 31 | | c | - | -3 | -2 | -2 | 4 |
| 32 | | d | 100,0 | 57,1 | 95,5 | 95,1 | 114,3 |
| 33 | Gm. w. Baboszewo | a | 412 | 46 | 37 | 34 | 62 |
| 34 | | b | 420 | 37 | 39 | 36 | 64 |
| 35 | | c | 8 | -9 | 2 | 2 | 2 |
| 36 | | d | 101,9 | 80,4 | 105,4 | 105,9 | 103,2 |

DZIAŁALNOŚCI ORAZ POWIATÓW I GMIN (cd.)
OF ACTIVITIES AND POWIATS AND GMINAS

| handel; naprawa pojazdów samochodowych ^Δ <i>trade; repair of motor vehicles^Δ</i> | transport i gospodarka magazynowa <i>transportation and storage</i> | zakwaterowanie i gastronomia ^Δ <i>accommodation and catering^Δ</i> | informacja i komunikacja <i>information and communication</i> | działalność finansowa i ubezpieczeniowa <i>financial and insurance activities</i> | obsługa rynku nieruchomości ^Δ <i>real estate activities</i> | działalność profesjonalna, naukowa i techniczna <i>professional, scientific and technical activities</i> |
|---|--|--|--|--|---|---|
| 167 | 51 | 11 | 2 | 6 | 6 | 37 |
| 183 | 53 | 11 | 4 | 8 | 8 | 40 |
| 16 | 2 | - | 2 | 2 | 2 | 3 |
| 109,6 | 103,9 | 100,0 | 200,0 | 133,3 | 133,3 | 108,1 |
| 57 | 27 | 3 | - | 7 | - | 4 |
| 61 | 31 | 5 | - | 4 | 1 | 9 |
| 4 | 4 | 2 | - | -3 | 1 | 5 |
| 107,0 | 114,8 | 166,7 | x | 57,1 | x | 225,0 |
| 154 | 59 | 27 | 15 | 21 | 13 | 93 |
| 160 | 67 | 24 | 16 | 24 | 14 | 99 |
| 6 | 8 | -3 | 1 | 3 | 1 | 6 |
| 103,9 | 113,6 | 88,9 | 106,7 | 114,3 | 107,7 | 106,5 |
| 211 | 70 | 16 | 11 | 18 | 12 | 53 |
| 210 | 77 | 16 | 11 | 16 | 11 | 68 |
| -1 | 7 | - | - | -2 | -1 | 15 |
| 99,5 | 110,0 | 100,0 | 100,0 | 88,9 | 91,7 | 128,3 |
| 107 | 27 | 7 | 1 | 10 | 2 | 11 |
| 106 | 25 | 8 | 2 | 9 | 1 | 12 |
| -1 | -2 | 1 | 1 | -1 | -1 | 1 |
| 99,1 | 92,6 | 114,3 | 200,0 | 90,0 | 50,0 | 109,1 |
| 1898 | 400 | 168 | 97 | 158 | 151 | 382 |
| 1932 | 419 | 158 | 93 | 166 | 158 | 403 |
| 34 | 19 | -10 | -4 | 8 | 7 | 21 |
| 101,8 | 104,8 | 94,0 | 95,9 | 105,1 | 104,6 | 105,5 |
| 841 | 138 | 84 | 60 | 79 | 99 | 237 |
| 847 | 132 | 81 | 52 | 81 | 104 | 244 |
| 6 | -6 | -3 | -8 | 2 | 5 | 7 |
| 100,7 | 95,7 | 96,4 | 86,7 | 102,5 | 105,1 | 103,0 |
| 142 | 12 | 11 | 6 | 13 | 17 | 17 |
| 138 | 13 | 7 | 6 | 11 | 17 | 18 |
| -4 | 1 | -4 | - | -2 | - | 1 |
| 97,2 | 108,3 | 63,6 | 100,0 | 84,6 | 100,0 | 105,9 |
| 128 | 29 | 6 | 8 | 7 | 5 | 20 |
| 129 | 31 | 7 | 8 | 7 | 2 | 24 |
| 1 | 2 | 1 | - | - | -3 | 4 |
| 100,8 | 106,9 | 116,7 | 100,0 | 100,0 | 40,0 | 120,0 |

| administrowanie i działalność wspierająca ^A <i>administrative and support service activities</i> | administracja publiczna i obrona narodowa; obowiązkowe zabezpieczenia społeczne <i>public administration and defence; compulsory social security</i> | edukacja <i>education</i> | opieka zdrowotna i pomoc społeczna <i>human health and social work activities</i> | działalność związana z kulturą, rozrywką i rekreacją <i>arts, entertainment and recreation</i> | pozostała działalność usługowa <i>other service activities</i> | Lp. No. |
|--|---|------------------------------|--|---|---|---------|
| 12 | 8 | 15 | 15 | 13 | 23 | 1 |
| 13 | 8 | 18 | 15 | 15 | 30 | 2 |
| 1 | – | 3 | – | 2 | 7 | 3 |
| 108,3 | 100,0 | 120,0 | 100,0 | 115,4 | 130,4 | 4 |
| 1 | 8 | 6 | 2 | 8 | 17 | 5 |
| 1 | 8 | 5 | 2 | 8 | 19 | 6 |
| – | – | -1 | – | – | 2 | 7 |
| 100,0 | 100,0 | 83,3 | 100,0 | 100,0 | 111,8 | 8 |
| 22 | 8 | 15 | 80 | 20 | 33 | 9 |
| 28 | 8 | 17 | 87 | 18 | 37 | 10 |
| 6 | – | 2 | 7 | -2 | 4 | 11 |
| 127,3 | 100,0 | 113,3 | 108,8 | 90,0 | 112,1 | 12 |
| 23 | 10 | 26 | 39 | 8 | 47 | 13 |
| 21 | 10 | 25 | 38 | 9 | 58 | 14 |
| -2 | – | -1 | -1 | 1 | 11 | 15 |
| 91,3 | 100,0 | 96,2 | 97,4 | 112,5 | 123,4 | 16 |
| 8 | 12 | 12 | 15 | 6 | 20 | 17 |
| 10 | 12 | 13 | 16 | 6 | 20 | 18 |
| 2 | – | 1 | 1 | – | – | 19 |
| 125,0 | 100,0 | 108,3 | 106,7 | 100,0 | 100,0 | 20 |
| 178 | 100 | 305 | 230 | 121 | 406 | 21 |
| 190 | 101 | 298 | 250 | 125 | 448 | 22 |
| 12 | 1 | -7 | 20 | 4 | 42 | 23 |
| 106,7 | 101,0 | 97,7 | 108,7 | 103,3 | 110,3 | 24 |
| 59 | 17 | 133 | 146 | 49 | 179 | 25 |
| 59 | 17 | 125 | 155 | 51 | 185 | 26 |
| – | – | -8 | 9 | 2 | 6 | 27 |
| 100,0 | 100,0 | 94,0 | 106,2 | 104,1 | 103,4 | 28 |
| 3 | 5 | 22 | 12 | 5 | 34 | 29 |
| 8 | 5 | 22 | 11 | 5 | 39 | 30 |
| 5 | – | – | -1 | – | 5 | 31 |
| 266,7 | 100,0 | 100,0 | 91,7 | 100,0 | 114,7 | 32 |
| 7 | 10 | 13 | 7 | 6 | 21 | 33 |
| 9 | 10 | 12 | 9 | 7 | 25 | 34 |
| 2 | – | -1 | 2 | 1 | 4 | 35 |
| 128,6 | 100,0 | 92,3 | 128,6 | 116,7 | 119,0 | 36 |

TABL. 3. **PODMIOTY GOSPODARKI NARODOWEJ WEDŁUG SEKCJI POLSKIEJ KLASYFIKACJI**
ENTITIES OF THE NATIONAL ECONOMY BY SECTIONS OF THE POLISH CLASSIFICATION

| Lp. No. | WYSZCZEGÓLNIENIE SPECIFICATION a – 31 XII 2013 b – 31 XII 2014 c – przyrost/spadek increase/decrease d – 2013 = 100 | Ogółem Grand total | W tym Of which | | | | |
|-------------------------------|---|-----------------------|--|-------------------|---|-----------------------------|-------|
| | | | rolnictwo, leśnictwo, łowiectwo i rybactwo agriculture, forestry and fishing | przemysł industry | | budownictwo construction | |
| | | | | razem total | w tym przetwórstwo przemysłowe of which manufacturing | | |
| Powiat płoński (cd.) | | | | | | | |
| Powiat płoński (cont.) | | | | | | | |
| 1 | Gm. w. Czerwińsk nad Wisłą..... | a | 332 | 47 | 23 | 21 | 36 |
| 2 | | b | 330 | 35 | 23 | 21 | 38 |
| 3 | | c | -2 | -12 | - | - | 2 |
| 4 | | d | 99,4 | 74,5 | 100,0 | 100,0 | 105,6 |
| 5 | Gm. w. Dzierżążnia | a | 176 | 32 | 9 | 9 | 22 |
| 6 | | b | 186 | 26 | 9 | 9 | 26 |
| 7 | | c | 10 | -6 | - | - | 4 |
| 8 | | d | 105,7 | 81,3 | 100,0 | 100,0 | 118,2 |
| 9 | Gm. w. Joniec | a | 168 | 15 | 21 | 21 | 23 |
| 10 | | b | 164 | 5 | 18 | 18 | 28 |
| 11 | | c | -4 | -10 | -3 | -3 | 5 |
| 12 | | d | 97,6 | 33,3 | 85,7 | 85,7 | 121,7 |
| 13 | Gm. w. Naruszewo | a | 276 | 29 | 18 | 18 | 52 |
| 14 | | b | 282 | 15 | 23 | 23 | 53 |
| 15 | | c | 6 | -14 | 5 | 5 | 1 |
| 16 | | d | 102,2 | 51,7 | 127,8 | 127,8 | 101,9 |
| 17 | Gm. w. Nowe Miasto | a | 281 | 23 | 32 | 29 | 44 |
| 18 | | b | 277 | 9 | 31 | 28 | 47 |
| 19 | | c | -4 | -14 | -1 | -1 | 3 |
| 20 | | d | 98,6 | 39,1 | 96,9 | 96,6 | 106,8 |
| 21 | Gm. w. Płońsk | a | 514 | 36 | 66 | 57 | 68 |
| 22 | | b | 531 | 19 | 72 | 60 | 74 |
| 23 | | c | 17 | -17 | 6 | 3 | 6 |
| 24 | | d | 103,3 | 52,8 | 109,1 | 105,3 | 108,8 |
| 25 | Gm. w. Raciąż | a | 304 | 41 | 30 | 26 | 38 |
| 26 | | b | 325 | 33 | 32 | 28 | 51 |
| 27 | | c | 21 | -8 | 2 | 2 | 13 |
| 28 | | d | 106,9 | 80,5 | 106,7 | 107,7 | 134,2 |
| 29 | Gm. w. Sochocin | a | 455 | 29 | 59 | 50 | 53 |
| 30 | | b | 457 | 16 | 57 | 49 | 57 |
| 31 | | c | 2 | -13 | -2 | -1 | 4 |
| 32 | | d | 100,4 | 55,2 | 96,6 | 98,0 | 107,5 |

DZIAŁALNOŚCI ORAZ POWIATÓW I GMIN (cd.)
OF ACTIVITIES AND POWIATS AND GMINAS

| handel; naprawa pojazdów samochodowych ^Δ <i>trade; repair of motor vehicles^Δ</i> | transport i gospodarka magazynowa <i>transportation and storage</i> | zakwaterowanie i gastronomia ^Δ <i>accommodation and catering^Δ</i> | informacja i komunikacja <i>information and communication</i> | działalność finansowa i ubezpieczeniowa <i>financial and insurance activities</i> | obsługa rynku nieruchomości ^Δ <i>real estate activities</i> | działalność profesjonalna, naukowa i techniczna <i>professional, scientific and technical activities</i> |
|---|--|--|--|--|---|---|
| 94 | 32 | 5 | 2 | 12 | 4 | 10 |
| 96 | 35 | 5 | 3 | 11 | 4 | 11 |
| 2 | 3 | – | 1 | -1 | – | 1 |
| 102,1 | 109,4 | 100,0 | 150,0 | 91,7 | 100,0 | 110,0 |
| 49 | 13 | 2 | 1 | – | 2 | 8 |
| 51 | 13 | 3 | 1 | 2 | 2 | 9 |
| 2 | – | 1 | – | 2 | – | 1 |
| 104,1 | 100,0 | 150,0 | 100,0 | x | 100,0 | 112,5 |
| 38 | 13 | 5 | 3 | 2 | – | 5 |
| 41 | 15 | 3 | 2 | 4 | 2 | 5 |
| 3 | 2 | -2 | -1 | 2 | 2 | – |
| 107,9 | 115,4 | 60,0 | 66,7 | 200,0 | x | 100,0 |
| 65 | 16 | 4 | 2 | 7 | 4 | 7 |
| 72 | 20 | 3 | 2 | 7 | 6 | 9 |
| 7 | 4 | -1 | – | – | 2 | 2 |
| 110,8 | 125,0 | 75,0 | 100,0 | 100,0 | 150,0 | 128,6 |
| 75 | 11 | 4 | 3 | 12 | 1 | 15 |
| 80 | 12 | 3 | 4 | 11 | 1 | 15 |
| 5 | 1 | -1 | 1 | -1 | – | – |
| 106,7 | 109,1 | 75,0 | 133,3 | 91,7 | 100,0 | 100,0 |
| 146 | 45 | 16 | 2 | 3 | 11 | 21 |
| 151 | 48 | 14 | 5 | 3 | 11 | 23 |
| 5 | 3 | -2 | 3 | – | – | 2 |
| 103,4 | 106,7 | 87,5 | 250,0 | 100,0 | 100,0 | 109,5 |
| 71 | 26 | 12 | 4 | 6 | – | 10 |
| 75 | 31 | 12 | 4 | 6 | 1 | 11 |
| 4 | 5 | – | – | – | 1 | 1 |
| 105,6 | 119,2 | 100,0 | 100,0 | 100,0 | x | 110,0 |
| 145 | 35 | 8 | 3 | 11 | 7 | 15 |
| 137 | 35 | 9 | 3 | 17 | 7 | 16 |
| -8 | – | 1 | – | 6 | – | 1 |
| 94,5 | 100,0 | 112,5 | 100,0 | 154,5 | 100,0 | 106,7 |

| administracja publiczna i obrona narodowa; obowiązkowe zabezpieczenia społeczne <i>public administration and defence; compulsory social security</i> | edukacja <i>education</i> | opieka zdrowotna i pomoc społeczna <i>human health and social work activities</i> | działalność związana z kulturą, rozrywką i rekreacją <i>arts, entertainment and recreation</i> | pozostała działalność usługowa <i>other service activities</i> | Lp. No. | |
|---|------------------------------|--|---|---|------------|----|
| 8 | 6 | 17 | 8 | 5 | 23 | 1 |
| 11 | 6 | 16 | 8 | 5 | 23 | 2 |
| 3 | - | -1 | - | - | - | 3 |
| 137,5 | 100,0 | 94,1 | 100,0 | 100,0 | 100,0 | 4 |
| 2 | 10 | 5 | 2 | 4 | 15 | 5 |
| 4 | 10 | 6 | 2 | 4 | 18 | 6 |
| 2 | - | 1 | - | - | 3 | 7 |
| 200,0 | 100,0 | 120,0 | 100,0 | 100,0 | 120,0 | 8 |
| 6 | 4 | 11 | 2 | 5 | 15 | 9 |
| 5 | 4 | 11 | 2 | 5 | 14 | 10 |
| -1 | - | - | - | - | -1 | 11 |
| 83,3 | 100,0 | 100,0 | 100,0 | 100,0 | 93,3 | 12 |
| 13 | 11 | 17 | 5 | 12 | 14 | 13 |
| 12 | 11 | 14 | 7 | 11 | 17 | 14 |
| -1 | - | -3 | 2 | -1 | 3 | 15 |
| 92,3 | 100,0 | 82,4 | 140,0 | 91,7 | 121,4 | 16 |
| 9 | 5 | 15 | 8 | 7 | 17 | 17 |
| 8 | 5 | 15 | 7 | 8 | 21 | 18 |
| -1 | - | - | -1 | 1 | 4 | 19 |
| 88,9 | 100,0 | 100,0 | 87,5 | 114,3 | 123,5 | 20 |
| 24 | 4 | 19 | 15 | 8 | 30 | 21 |
| 24 | 5 | 24 | 17 | 9 | 32 | 22 |
| - | 1 | 5 | 2 | 1 | 2 | 23 |
| 100,0 | 125,0 | 126,3 | 113,3 | 112,5 | 106,7 | 24 |
| 8 | 10 | 20 | 3 | 6 | 19 | 25 |
| 7 | 10 | 20 | 4 | 7 | 21 | 26 |
| -1 | - | - | 1 | 1 | 2 | 27 |
| 87,5 | 100,0 | 100,0 | 133,3 | 116,7 | 110,5 | 28 |
| 29 | 11 | 18 | 9 | 7 | 16 | 29 |
| 31 | 11 | 16 | 12 | 5 | 28 | 30 |
| 2 | - | -2 | 3 | -2 | 12 | 31 |
| 106,9 | 100,0 | 88,9 | 133,3 | 71,4 | 175,0 | 32 |

TABL. 3. **PODMIOTY GOSPODARKI NARODOWEJ WEDŁUG SEKCJI POLSKIEJ KLASYFIKACJI**
ENTITIES OF THE NATIONAL ECONOMY BY SECTIONS OF THE POLISH CLASSIFICATION

| Lp. No. | WYSZCZEGÓLNIENIE SPECIFICATION a – 31 XII 2013 b – 31 XII 2014 c – przyrost/spadek increase/decrease d – 2013 = 100 | Ogółem Grand total | W tym Of which | | | |
|------------|---|-----------------------|--|-------------------|---|-----------------------------|
| | | | rolnictwo, leśnictwo, łowiectwo i rybactwo agriculture, forestry and fishing | przemysł industry | | budownictwo construction |
| | | | | razem total | w tym przetwórstwo przemysłowe of which manufacturing | |
| | Powiat płoński (dok.) | | | | | |
| | Powiat płoński (cont.) | | | | | |
| 1 | Gm. w. Żaluski | 330 | 19 | 30 | 28 | 34 |
| 2 | | 350 | 13 | 24 | 24 | 40 |
| 3 | | 20 | -6 | -6 | -4 | 6 |
| 4 | | 106,1 | 68,4 | 80,0 | 85,7 | 117,6 |
| 5 | Powiat pruszkowski | 26247 | 164 | 2796 | 2663 | 2709 |
| 6 | Powiat pruszkowski | 26627 | 127 | 2815 | 2674 | 2656 |
| 7 | | 380 | -37 | 19 | 11 | -53 |
| 8 | | 101,4 | 77,4 | 100,7 | 100,4 | 98,0 |
| 9 | M. Piastów | 3514 | 13 | 381 | 376 | 407 |
| 10 | | 3525 | 9 | 384 | 377 | 392 |
| 11 | | 11 | -4 | 3 | 1 | -15 |
| 12 | | 100,3 | 69,2 | 100,8 | 100,3 | 96,3 |
| 13 | M. Pruszków | 8846 | 37 | 875 | 838 | 970 |
| 14 | | 8948 | 27 | 858 | 820 | 958 |
| 15 | | 102 | -10 | -17 | -18 | -12 |
| 16 | | 101,2 | 73,0 | 98,1 | 97,9 | 98,8 |
| 17 | Gm. m-w. Brwinów | 4020 | 50 | 459 | 430 | 439 |
| 18 | | 4038 | 43 | 451 | 422 | 427 |
| 19 | | 18 | -7 | -8 | -8 | -12 |
| 20 | | 100,4 | 86,0 | 98,3 | 98,1 | 97,3 |
| 21 | Gm. w. Michałowice | 3533 | 23 | 442 | 429 | 353 |
| 22 | | 3561 | 16 | 445 | 432 | 329 |
| 23 | | 28 | -7 | 3 | 3 | -24 |
| 24 | | 100,8 | 69,6 | 100,7 | 100,7 | 93,2 |
| 25 | Gm. w. Nadarzyn | 2202 | 18 | 181 | 166 | 182 |
| 26 | | 2325 | 15 | 206 | 187 | 187 |
| 27 | | 123 | -3 | 25 | 21 | 5 |
| 28 | | 105,6 | 83,3 | 113,8 | 112,7 | 102,7 |
| 29 | Gm. w. Raszyn | 4132 | 23 | 458 | 424 | 358 |
| 30 | | 4230 | 17 | 471 | 436 | 363 |
| 31 | | 98 | -6 | 13 | 12 | 5 |
| 32 | | 102,4 | 73,9 | 102,8 | 102,8 | 101,4 |

DZIAŁALNOŚCI ORAZ POWIATÓW I GMIN (cd.)
OF ACTIVITIES AND POWIATS AND GMINAS

| handel; naprawa pojazdów samochodowych ^Δ <i>trade; repair of motor vehicles^Δ</i> | transport i gospodarka magazynowa <i>transportation and storage</i> | zakwaterowanie i gastronomia ^Δ <i>accommodation and catering^Δ</i> | informacja i komunikacja <i>information and communication</i> | działalność finansowa i ubezpieczeniowa <i>financial and insurance activities</i> | obsługa rynku nieruchomości ^Δ <i>real estate activities</i> | działalność profesjonalna, naukowa i techniczna <i>professional, scientific and technical activities</i> |
|---|--|--|--|--|---|---|
| 104 | 30 | 11 | 3 | 6 | 1 | 17 |
| 115 | 34 | 11 | 3 | 6 | 1 | 18 |
| 11 | 4 | – | – | – | – | 1 |
| 110,6 | 113,3 | 100,0 | 100,0 | 100,0 | 100,0 | 105,9 |
| 7977 | 1770 | 652 | 1079 | 786 | 792 | 3043 |
| 7967 | 1746 | 696 | 1149 | 774 | 836 | 3137 |
| -10 | -24 | 44 | 70 | -12 | 44 | 94 |
| 99,9 | 98,6 | 106,7 | 106,5 | 98,5 | 105,6 | 103,1 |
| 1125 | 230 | 84 | 145 | 136 | 89 | 345 |
| 1113 | 227 | 90 | 157 | 125 | 104 | 340 |
| -12 | -3 | 6 | 12 | -11 | 15 | -5 |
| 98,9 | 98,7 | 107,1 | 108,3 | 91,9 | 116,9 | 98,6 |
| 2503 | 615 | 199 | 367 | 307 | 285 | 1003 |
| 2504 | 596 | 217 | 399 | 306 | 295 | 1051 |
| 1 | -19 | 18 | 32 | -1 | 10 | 48 |
| 100,0 | 96,9 | 109,0 | 108,7 | 99,7 | 103,5 | 104,8 |
| 1079 | 239 | 76 | 193 | 113 | 101 | 522 |
| 1065 | 237 | 74 | 207 | 111 | 106 | 509 |
| -14 | -2 | -2 | 14 | -2 | 5 | -13 |
| 98,7 | 99,2 | 97,4 | 107,3 | 98,2 | 105,0 | 97,5 |
| 928 | 160 | 67 | 161 | 103 | 112 | 562 |
| 920 | 158 | 68 | 166 | 102 | 116 | 591 |
| -8 | -2 | 1 | 5 | -1 | 4 | 29 |
| 99,1 | 98,8 | 101,5 | 103,1 | 99,0 | 103,6 | 105,2 |
| 776 | 143 | 68 | 94 | 56 | 57 | 273 |
| 775 | 147 | 75 | 99 | 56 | 67 | 294 |
| -1 | 4 | 7 | 5 | – | 10 | 21 |
| 99,9 | 102,8 | 110,3 | 105,3 | 100,0 | 117,5 | 107,7 |
| 1566 | 383 | 158 | 119 | 71 | 148 | 338 |
| 1590 | 381 | 172 | 121 | 74 | 148 | 352 |
| 24 | -2 | 14 | 2 | 3 | – | 14 |
| 101,5 | 99,5 | 108,9 | 101,7 | 104,2 | 100,0 | 104,1 |

| administrowanie i działalność wspierająca ^A <i>administrative and support service activities</i> | administracja publiczna i obrona narodowa; obowiązkowe zabezpieczenia społeczne <i>public administration and defence; compulsory social security</i> | edukacja <i>education</i> | opieka zdrowotna i pomoc społeczna <i>human health and social work activities</i> | działalność związana z kulturą, rozrywką i rekreacją <i>arts, entertainment and recreation</i> | pozostała działalność usługowa <i>other service activities</i> | Lp. No. |
|--|---|------------------------------|--|---|---|---------|
| 10 | 7 | 15 | 13 | 7 | 23 | 1 |
| 12 | 7 | 17 | 16 | 8 | 25 | 2 |
| 2 | – | 2 | 3 | 1 | 2 | 3 |
| 120,0 | 100,0 | 113,3 | 123,1 | 114,3 | 108,7 | 4 |
| 891 | 38 | 838 | 1098 | 350 | 1264 | 5 |
| 946 | 40 | 894 | 1135 | 363 | 1346 | 6 |
| 55 | 2 | 56 | 37 | 13 | 82 | 7 |
| 106,2 | 105,3 | 106,7 | 103,4 | 103,7 | 106,5 | 8 |
| 107 | 3 | 102 | 150 | 38 | 159 | 9 |
| 115 | 3 | 111 | 147 | 34 | 174 | 10 |
| 8 | – | 9 | -3 | -4 | 15 | 11 |
| 107,5 | 100,0 | 108,8 | 98,0 | 89,5 | 109,4 | 12 |
| 315 | 14 | 308 | 412 | 127 | 509 | 13 |
| 333 | 14 | 324 | 419 | 131 | 516 | 14 |
| 18 | – | 16 | 7 | 4 | 7 | 15 |
| 105,7 | 100,0 | 105,2 | 101,7 | 103,1 | 101,4 | 16 |
| 152 | 7 | 140 | 175 | 77 | 198 | 17 |
| 153 | 7 | 156 | 181 | 80 | 231 | 18 |
| 1 | – | 16 | 6 | 3 | 33 | 19 |
| 100,7 | 100,0 | 111,4 | 103,4 | 103,9 | 116,7 | 20 |
| 115 | 4 | 126 | 194 | 46 | 137 | 21 |
| 118 | 6 | 127 | 204 | 51 | 144 | 22 |
| 3 | 2 | 1 | 10 | 5 | 7 | 23 |
| 102,6 | 150,0 | 100,8 | 105,2 | 110,9 | 105,1 | 24 |
| 79 | 5 | 74 | 80 | 23 | 93 | 25 |
| 86 | 5 | 81 | 91 | 27 | 114 | 26 |
| 7 | – | 7 | 11 | 4 | 21 | 27 |
| 108,9 | 100,0 | 109,5 | 113,8 | 117,4 | 122,6 | 28 |
| 123 | 5 | 88 | 87 | 39 | 168 | 29 |
| 141 | 5 | 95 | 93 | 40 | 167 | 30 |
| 18 | – | 7 | 6 | 1 | -1 | 31 |
| 114,6 | 100,0 | 108,0 | 106,9 | 102,6 | 99,4 | 32 |

TABL. 3. **PODMIOTY GOSPODARKI NARODOWEJ WEDŁUG SEKCJI POLSKIEJ KLASYFIKACJI**
ENTITIES OF THE NATIONAL ECONOMY BY SECTIONS OF THE POLISH CLASSIFICATION

| Lp. No. | WYSZCZEGÓLNIENIE SPECIFICATION a – 31 XII 2013 b – 31 XII 2014 c – przyrost/spadek increase/decrease d – 2013 = 100 | Ogółem Grand total | W tym Of which | | | |
|------------|---|-----------------------|--|-------------------|---|-----------------------------|
| | | | rolnictwo, leśnictwo, łowiectwo i rybactwo agriculture, forestry and fishing | przemysł industry | | budownictwo construction |
| | | | | razem total | w tym przetwórstwo przemysłowe of which manufacturing | |
| 1 | Powiat przasnyski | 3604 | 459 | 283 | 262 | 443 |
| 2 | Powiat przasnyski | 3593 | 394 | 296 | 275 | 433 |
| 3 | c | -11 | -65 | 13 | 13 | -10 |
| 4 | d | 99,7 | 85,8 | 104,6 | 105,0 | 97,7 |
| 5 | M. Przasnysz | 1580 | 38 | 132 | 127 | 158 |
| 6 | b | 1573 | 34 | 136 | 129 | 154 |
| 7 | c | -7 | -4 | 4 | 2 | -4 |
| 8 | d | 99,6 | 89,5 | 103,0 | 101,6 | 97,5 |
| 9 | Gm. m-w. Chorzele | 528 | 46 | 39 | 36 | 82 |
| 10 | b | 512 | 31 | 40 | 38 | 77 |
| 11 | c | -16 | -15 | 1 | 2 | -5 |
| 12 | d | 97,0 | 67,4 | 102,6 | 105,6 | 93,9 |
| 13 | Gm. w. Czernice Borowe | 234 | 86 | 17 | 16 | 21 |
| 14 | b | 236 | 74 | 17 | 15 | 22 |
| 15 | c | 2 | -12 | - | -1 | 1 |
| 16 | d | 100,9 | 86,0 | 100,0 | 93,8 | 104,8 |
| 17 | Gm. w. Jednorozec | 333 | 47 | 19 | 18 | 61 |
| 18 | b | 342 | 43 | 21 | 20 | 64 |
| 19 | c | 9 | -4 | 2 | 2 | 3 |
| 20 | d | 102,7 | 91,5 | 110,5 | 111,1 | 104,9 |
| 21 | Gm. w. Krasne | 235 | 38 | 22 | 20 | 40 |
| 22 | b | 231 | 34 | 21 | 21 | 41 |
| 23 | c | -4 | -4 | -1 | 1 | 1 |
| 24 | d | 98,3 | 89,5 | 95,5 | 105,0 | 102,5 |
| 25 | Gm. w. Krzynowłoga Mała | 243 | 69 | 21 | 13 | 22 |
| 26 | b | 248 | 54 | 23 | 15 | 23 |
| 27 | c | 5 | -15 | 2 | 2 | 1 |
| 28 | d | 102,1 | 78,3 | 109,5 | 115,4 | 104,5 |
| 29 | Gm. w. Przasnysz | 451 | 135 | 33 | 32 | 59 |
| 30 | b | 451 | 124 | 38 | 37 | 52 |
| 31 | c | - | -11 | 5 | 5 | -7 |
| 32 | d | 100,0 | 91,9 | 115,2 | 115,6 | 88,1 |

DZIAŁALNOŚCI ORAZ POWIATÓW I GMIN (cd.)
OF ACTIVITIES AND POWIATS AND GMINAS

| handel; naprawa pojazdów samochodowych ^Δ <i>trade; repair of motor vehicles^Δ</i> | transport i gospodarka magazynowa <i>transportation and storage</i> | zakwaterowanie i gastronomia ^Δ <i>accommodation and catering^Δ</i> | informacja i komunikacja <i>information and communication</i> | działalność finansowa i ubezpieczeniowa <i>financial and insurance activities</i> | obsługa rynku nieruchomości ^Δ <i>real estate activities</i> | działalność profesjonalna, naukowa i techniczna <i>professional, scientific and technical activities</i> |
|---|--|--|--|--|---|---|
| 981 | 269 | 54 | 42 | 79 | 80 | 165 |
| 979 | 292 | 59 | 48 | 74 | 80 | 169 |
| -2 | 23 | 5 | 6 | -5 | - | 4 |
| 99,8 | 108,6 | 109,3 | 114,3 | 93,7 | 100,0 | 102,4 |
| 487 | 111 | 24 | 30 | 41 | 70 | 120 |
| 472 | 113 | 25 | 35 | 39 | 70 | 118 |
| -15 | 2 | 1 | 5 | -2 | - | -2 |
| 96,9 | 101,8 | 104,2 | 116,7 | 95,1 | 100,0 | 98,3 |
| 152 | 37 | 19 | 1 | 10 | 7 | 19 |
| 155 | 43 | 19 | 1 | 7 | 7 | 19 |
| 3 | 6 | - | - | -3 | - | - |
| 102,0 | 116,2 | 100,0 | 100,0 | 70,0 | 100,0 | 100,0 |
| 35 | 29 | 2 | 1 | 4 | - | 3 |
| 37 | 35 | 3 | 1 | 4 | - | 4 |
| 2 | 6 | 1 | - | - | - | 1 |
| 105,7 | 120,7 | 150,0 | 100,0 | 100,0 | x | 133,3 |
| 83 | 14 | 1 | 4 | 5 | - | 7 |
| 80 | 13 | 3 | 4 | 5 | - | 11 |
| -3 | -1 | 2 | - | - | - | 4 |
| 96,4 | 92,9 | 300,0 | 100,0 | 100,0 | x | 157,1 |
| 48 | 18 | 2 | 2 | 6 | 3 | 10 |
| 49 | 18 | 2 | 2 | 5 | 3 | 10 |
| 1 | - | - | - | -1 | - | - |
| 102,1 | 100,0 | 100,0 | 100,0 | 83,3 | 100,0 | 100,0 |
| 70 | 21 | - | 2 | 4 | - | 4 |
| 80 | 26 | - | 3 | 4 | - | 3 |
| 10 | 5 | - | 1 | - | - | -1 |
| 114,3 | 123,8 | x | 150,0 | 100,0 | x | 75,0 |
| 106 | 39 | 6 | 2 | 9 | - | 2 |
| 106 | 44 | 7 | 2 | 10 | - | 4 |
| - | 5 | 1 | - | 1 | - | 2 |
| 100,0 | 112,8 | 116,7 | 100,0 | 111,1 | x | 200,0 |

| administracja publiczna i obrona narodowa; obowiązkowe zabezpieczenia społeczne <i>public administration and defence; compulsory social security</i> | edukacja <i>education</i> | opieka zdrowotna i pomoc społeczna <i>human health and social work activities</i> | działalność związana z kulturą, rozrywką i rekreacją <i>arts, entertainment and recreation</i> | pozostała działalność usługowa <i>other service activities</i> | Lp. No. | |
|---|------------------------------|--|---|---|------------|----|
| 60 | 74 | 196 | 148 | 53 | 218 | 1 |
| 67 | 74 | 193 | 150 | 57 | 228 | 2 |
| 7 | - | -3 | 2 | 4 | 10 | 3 |
| 111,7 | 100,0 | 98,5 | 101,4 | 107,5 | 104,6 | 4 |
| 26 | 15 | 92 | 99 | 23 | 114 | 5 |
| 25 | 15 | 91 | 102 | 25 | 119 | 6 |
| -1 | - | -1 | 3 | 2 | 5 | 7 |
| 96,2 | 100,0 | 98,9 | 103,0 | 108,7 | 104,4 | 8 |
| 10 | 15 | 35 | 16 | 3 | 37 | 9 |
| 9 | 15 | 35 | 15 | 5 | 34 | 10 |
| -1 | - | - | -1 | 2 | -3 | 11 |
| 90,0 | 100,0 | 100,0 | 93,8 | 166,7 | 91,9 | 12 |
| 4 | 6 | 5 | 4 | 2 | 15 | 13 |
| 6 | 6 | 6 | 5 | 3 | 13 | 14 |
| 2 | - | 1 | 1 | 1 | -2 | 15 |
| 150,0 | 100,0 | 120,0 | 125,0 | 150,0 | 86,7 | 16 |
| 2 | 11 | 32 | 14 | 12 | 21 | 17 |
| 4 | 11 | 31 | 14 | 13 | 25 | 18 |
| 2 | - | -1 | - | 1 | 4 | 19 |
| 200,0 | 100,0 | 96,9 | 100,0 | 108,3 | 119,0 | 20 |
| 8 | 8 | 5 | 8 | 5 | 12 | 21 |
| 9 | 8 | 4 | 8 | 4 | 13 | 22 |
| 1 | - | -1 | - | -1 | 1 | 23 |
| 112,5 | 100,0 | 80,0 | 100,0 | 80,0 | 108,3 | 24 |
| 4 | 8 | 10 | 2 | 3 | 3 | 25 |
| 6 | 8 | 9 | 2 | 3 | 4 | 26 |
| 2 | - | -1 | - | - | 1 | 27 |
| 150,0 | 100,0 | 90,0 | 100,0 | 100,0 | 133,3 | 28 |
| 6 | 11 | 17 | 5 | 5 | 16 | 29 |
| 8 | 11 | 17 | 4 | 4 | 20 | 30 |
| 2 | - | - | -1 | -1 | 4 | 31 |
| 133,3 | 100,0 | 100,0 | 80,0 | 80,0 | 125,0 | 32 |

TABL. 3. **PODMIOTY GOSPODARKI NARODOWEJ WEDŁUG SEKCJI POLSKIEJ KLASYFIKACJI**
ENTITIES OF THE NATIONAL ECONOMY BY SECTIONS OF THE POLISH CLASSIFICATION

| Lp. No. | WYSZCZEGÓLNIENIE SPECIFICATION a – 31 XII 2013 b – 31 XII 2014 c – przyrost/spadek increase/decrease d – 2013 = 100 | Ogółem Grand total | W tym Of which | | | |
|------------|---|-----------------------|--|-------------------|---|-----------------------------|
| | | | rolnictwo, leśnictwo, łowiectwo i rybactwo agriculture, forestry and fishing | przemysł industry | | budownictwo construction |
| | | | | razem total | w tym przetwórstwo przemysłowe of which manufacturing | |
| 1 | Powiat przysuski a | 2684 | 114 | 269 | 254 | 447 |
| 2 | Powiat przysuski b | 2746 | 74 | 274 | 260 | 450 |
| 3 | c | 62 | -40 | 5 | 6 | 3 |
| 4 | d | 102,3 | 64,9 | 101,9 | 102,4 | 100,7 |
| 5 | Gm. m-w. Przysucha | 964 | 29 | 84 | 75 | 106 |
| 6 | b | 984 | 17 | 87 | 78 | 107 |
| 7 | c | 20 | -12 | 3 | 3 | 1 |
| 8 | d | 102,1 | 58,6 | 103,6 | 104,0 | 100,9 |
| 9 | Gm. w. Borkowice | 263 | 11 | 29 | 28 | 50 |
| 10 | b | 271 | 6 | 29 | 28 | 55 |
| 11 | c | 8 | -5 | - | - | 5 |
| 12 | d | 103,0 | 54,5 | 100,0 | 100,0 | 110,0 |
| 13 | Gm. w. Gielniów | 272 | 6 | 41 | 39 | 71 |
| 14 | b | 278 | 5 | 40 | 39 | 71 |
| 15 | c | 6 | -1 | -1 | - | - |
| 16 | d | 102,2 | 83,3 | 97,6 | 100,0 | 100,0 |
| 17 | Gm. w. Klwów | 152 | 16 | 17 | 17 | 26 |
| 18 | b | 169 | 13 | 19 | 19 | 27 |
| 19 | c | 17 | -3 | 2 | 2 | 1 |
| 20 | d | 111,2 | 81,3 | 111,8 | 111,8 | 103,8 |
| 21 | Gm. w. Odrzywół | 260 | 9 | 36 | 35 | 50 |
| 22 | b | 257 | 7 | 37 | 36 | 47 |
| 23 | c | -3 | -2 | 1 | 1 | -3 |
| 24 | d | 98,8 | 77,8 | 102,8 | 102,9 | 94,0 |
| 25 | Gm. w. Potworów | 190 | 19 | 10 | 10 | 20 |
| 26 | b | 195 | 12 | 8 | 8 | 23 |
| 27 | c | 5 | -7 | -2 | -2 | 3 |
| 28 | d | 102,6 | 63,2 | 80,0 | 80,0 | 115,0 |
| 29 | Gm. w. Rusinów | 240 | 8 | 24 | 24 | 68 |
| 30 | b | 236 | 5 | 24 | 24 | 69 |
| 31 | c | -4 | -3 | - | - | 1 |
| 32 | d | 98,3 | 62,5 | 100,0 | 100,0 | 101,5 |
| 33 | Gm. w. Wieniawa | 343 | 16 | 28 | 26 | 56 |
| 34 | b | 356 | 9 | 30 | 28 | 51 |
| 35 | c | 13 | -7 | 2 | 2 | -5 |
| 36 | d | 103,8 | 56,3 | 107,1 | 107,7 | 91,1 |

DZIAŁALNOŚCI ORAZ POWIATÓW I GMIN (cd.)
OF ACTIVITIES AND POWIATS AND GMINAS

| handel; naprawa pojazdów samochodowych ^Δ <i>trade; repair of motor vehicles^Δ</i> | transport i gospodarka magazynowa <i>transportation and storage</i> | zakwaterowanie i gastronomia ^Δ <i>accommodation and catering^Δ</i> | informacja i komunikacja <i>information and communication</i> | działalność finansowa i ubezpieczeniowa <i>financial and insurance activities</i> | obsługa rynku nieruchomości ^Δ <i>real estate activities</i> | działalność profesjonalna, naukowa i techniczna <i>professional, scientific and technical activities</i> |
|---|--|--|--|--|---|---|
| 883 | 163 | 65 | 22 | 59 | 53 | 93 |
| 923 | 170 | 70 | 20 | 58 | 51 | 104 |
| 40 | 7 | 5 | -2 | -1 | -2 | 11 |
| 104,5 | 104,3 | 107,7 | 90,9 | 98,3 | 96,2 | 111,8 |
| 311 | 53 | 32 | 10 | 32 | 40 | 52 |
| 317 | 52 | 31 | 11 | 31 | 39 | 62 |
| 6 | -1 | -1 | 1 | -1 | -1 | 10 |
| 101,9 | 98,1 | 96,9 | 110,0 | 96,9 | 97,5 | 119,2 |
| 78 | 17 | 3 | 2 | 6 | 5 | 8 |
| 80 | 19 | 4 | 1 | 7 | 4 | 9 |
| 2 | 2 | 1 | -1 | 1 | -1 | 1 |
| 102,6 | 111,8 | 133,3 | 50,0 | 116,7 | 80,0 | 112,5 |
| 84 | 9 | 3 | 1 | 5 | 1 | 6 |
| 89 | 10 | 5 | 1 | 3 | 1 | 6 |
| 5 | 1 | 2 | - | -2 | - | - |
| 106,0 | 111,1 | 166,7 | 100,0 | 60,0 | 100,0 | 100,0 |
| 47 | 2 | 3 | - | 3 | - | 4 |
| 53 | 5 | 4 | - | 4 | - | 4 |
| 6 | 3 | 1 | - | 1 | - | - |
| 112,8 | 250,0 | 133,3 | x | 133,3 | x | 100,0 |
| 94 | 4 | 5 | 3 | 2 | 1 | 9 |
| 94 | 2 | 5 | 3 | 2 | 1 | 8 |
| - | -2 | - | - | - | - | -1 |
| 100,0 | 50,0 | 100,0 | 100,0 | 100,0 | 100,0 | 88,9 |
| 68 | 26 | 6 | - | - | 2 | 8 |
| 77 | 27 | 6 | - | - | 2 | 8 |
| 9 | 1 | - | - | - | - | - |
| 113,2 | 103,8 | 100,0 | x | x | 100,0 | 100,0 |
| 66 | 12 | 4 | 5 | 4 | 3 | 3 |
| 61 | 15 | 4 | 3 | 4 | 3 | 3 |
| -5 | 3 | - | -2 | - | - | - |
| 92,4 | 125,0 | 100,0 | 60,0 | 100,0 | 100,0 | 100,0 |
| 135 | 40 | 9 | 1 | 7 | 1 | 3 |
| 152 | 40 | 11 | 1 | 7 | 1 | 4 |
| 17 | - | 2 | - | - | - | 1 |
| 112,6 | 100,0 | 122,2 | 100,0 | 100,0 | 100,0 | 133,3 |

| administracja publiczna i obrona narodowa; obowiązkowe zabezpieczenia społeczne <i>public administration and defence; compulsory social security</i> | edukacja <i>education</i> | opieka zdrowotna i pomoc społeczna <i>human health and social work activities</i> | działalność związana z kulturą, rozrywką i rekreacją <i>arts, entertainment and recreation</i> | pozostała działalność usługowa <i>other service activities</i> | Lp. No. | |
|---|------------------------------|--|---|---|------------|----|
| 41 | 63 | 120 | 96 | 44 | 152 | 1 |
| 55 | 63 | 124 | 97 | 44 | 169 | 2 |
| 14 | - | 4 | 1 | - | 17 | 3 |
| 134,1 | 100,0 | 103,3 | 101,0 | 100,0 | 111,2 | 4 |
| 20 | 19 | 44 | 56 | 15 | 61 | 5 |
| 26 | 19 | 43 | 58 | 17 | 67 | 6 |
| 6 | - | -1 | 2 | 2 | 6 | 7 |
| 130,0 | 100,0 | 97,7 | 103,6 | 113,3 | 109,8 | 8 |
| - | 6 | 26 | 10 | 5 | 7 | 9 |
| 3 | 6 | 26 | 10 | 5 | 7 | 10 |
| 3 | - | - | - | - | - | 11 |
| x | 100,0 | 100,0 | 100,0 | 100,0 | 100,0 | 12 |
| 5 | 8 | 9 | 7 | 6 | 10 | 13 |
| 6 | 8 | 10 | 7 | 6 | 10 | 14 |
| 1 | - | 1 | - | - | - | 15 |
| 120,0 | 100,0 | 111,1 | 100,0 | 100,0 | 100,0 | 16 |
| 1 | 7 | 7 | 5 | 3 | 11 | 17 |
| 1 | 7 | 8 | 4 | 3 | 17 | 18 |
| - | - | 1 | -1 | - | 6 | 19 |
| 100,0 | 100,0 | 114,3 | 80,0 | 100,0 | 154,5 | 20 |
| 2 | 5 | 11 | 6 | 3 | 20 | 21 |
| 4 | 5 | 12 | 6 | 3 | 21 | 22 |
| 2 | - | 1 | - | - | 1 | 23 |
| 200,0 | 100,0 | 109,1 | 100,0 | 100,0 | 105,0 | 24 |
| 2 | 7 | 8 | 3 | 3 | 8 | 25 |
| 2 | 7 | 6 | 3 | 3 | 11 | 26 |
| - | - | -2 | - | - | 3 | 27 |
| 100,0 | 100,0 | 75,0 | 100,0 | 100,0 | 137,5 | 28 |
| 7 | 7 | 5 | 3 | 4 | 17 | 29 |
| 6 | 7 | 7 | 3 | 4 | 18 | 30 |
| -1 | - | 2 | - | - | 1 | 31 |
| 85,7 | 100,0 | 140,0 | 100,0 | 100,0 | 105,9 | 32 |
| 4 | 4 | 10 | 6 | 5 | 18 | 33 |
| 7 | 4 | 12 | 6 | 3 | 18 | 34 |
| 3 | - | 2 | - | -2 | - | 35 |
| 175,0 | 100,0 | 120,0 | 100,0 | 60,0 | 100,0 | 36 |

TABL. 3. **PODMIOTY GOSPODARKI NARODOWEJ WEDŁUG SEKCJI POLSKIEJ KLASYFIKACJI**
ENTITIES OF THE NATIONAL ECONOMY BY SECTIONS OF THE POLISH CLASSIFICATION

| Lp. No. | WYSZCZEGÓLNIENIE SPECIFICATION a – 31 XII 2013 b – 31 XII 2014 c – przyrost/spadek increase/decrease d – 2013 = 100 | Ogółem Grand total | W tym Of which | | | |
|------------|---|-----------------------|--|-------------------|---|-----------------------------|
| | | | rolnictwo, leśnictwo, łowiectwo i rybactwo agriculture, forestry and fishing | przemysł industry | | budownictwo construction |
| | | | | razem total | w tym przetwórstwo przemysłowe of which manufacturing | |
| 1 | Powiat pułtuski a | 3879 | 234 | 341 | 300 | 564 |
| 2 | Powiat pułtuski b | 3994 | 155 | 369 | 321 | 569 |
| 3 | c | 115 | -79 | 28 | 21 | 5 |
| 4 | d | 103,0 | 66,2 | 108,2 | 107,0 | 100,9 |
| 5 | Gm. m-w. Pułtusk | 2297 | 60 | 215 | 188 | 299 |
| 6 | b | 2350 | 35 | 232 | 201 | 293 |
| 7 | c | 53 | -25 | 17 | 13 | -6 |
| 8 | d | 102,3 | 58,3 | 107,9 | 106,9 | 98,0 |
| 9 | Gm. w. Gzy | 196 | 26 | 15 | 12 | 25 |
| 10 | b | 206 | 20 | 14 | 12 | 31 |
| 11 | c | 10 | -6 | -1 | - | 6 |
| 12 | d | 105,1 | 76,9 | 93,3 | 100,0 | 124,0 |
| 13 | Gm. w. Obryte | 259 | 35 | 18 | 16 | 52 |
| 14 | b | 275 | 30 | 20 | 16 | 57 |
| 15 | c | 16 | -5 | 2 | - | 5 |
| 16 | d | 106,2 | 85,7 | 111,1 | 100,0 | 109,6 |
| 17 | Gm. w. Pokrzywnica | 340 | 38 | 28 | 26 | 54 |
| 18 | b | 354 | 20 | 30 | 27 | 53 |
| 19 | c | 14 | -18 | 2 | 1 | -1 |
| 20 | d | 104,1 | 52,6 | 107,1 | 103,8 | 98,1 |
| 21 | Gm. w. Świercze | 216 | 12 | 15 | 12 | 37 |
| 22 | b | 220 | 9 | 16 | 13 | 39 |
| 23 | c | 4 | -3 | 1 | 1 | 2 |
| 24 | d | 101,9 | 75,0 | 106,7 | 108,3 | 105,4 |
| 25 | Gm. w. Winnica | 259 | 16 | 28 | 25 | 47 |
| 26 | b | 259 | 14 | 31 | 28 | 42 |
| 27 | c | - | -2 | 3 | 3 | -5 |
| 28 | d | 100,0 | 87,5 | 110,7 | 112,0 | 89,4 |
| 29 | Gm. w. Zatory | 312 | 47 | 22 | 21 | 50 |
| 30 | b | 330 | 27 | 26 | 24 | 54 |
| 31 | c | 18 | -20 | 4 | 3 | 4 |
| 32 | d | 105,8 | 57,4 | 118,2 | 114,3 | 108,0 |

DZIAŁALNOŚCI ORAZ POWIATÓW I GMIN (cd.)
OF ACTIVITIES AND POWIATS AND GMINAS

| handel; naprawa pojazdów samochodowych ^Δ <i>trade; repair of motor vehicles^Δ</i> | transport i gospodarka magazynowa <i>transportation and storage</i> | zakwaterowanie i gastronomia ^Δ <i>accommodation and catering^Δ</i> | informacja i komunikacja <i>information and communication</i> | działalność finansowa i ubezpieczeniowa <i>financial and insurance activities</i> | obsługa rynku nieruchomości ^Δ <i>real estate activities</i> | działalność profesjonalna, naukowa i techniczna <i>professional, scientific and technical activities</i> |
|---|--|--|--|--|---|---|
| 1012 | 212 | 102 | 53 | 93 | 96 | 220 |
| 1060 | 233 | 107 | 54 | 100 | 103 | 222 |
| 48 | 21 | 5 | 1 | 7 | 7 | 2 |
| 104,7 | 109,9 | 104,9 | 101,9 | 107,5 | 107,3 | 100,9 |
| 618 | 98 | 71 | 41 | 68 | 80 | 165 |
| 637 | 103 | 74 | 40 | 74 | 87 | 159 |
| 19 | 5 | 3 | -1 | 6 | 7 | -6 |
| 103,1 | 105,1 | 104,2 | 97,6 | 108,8 | 108,8 | 96,4 |
| 46 | 7 | 4 | 1 | 4 | — | 9 |
| 48 | 8 | 7 | 1 | 4 | — | 11 |
| 2 | 1 | 3 | — | — | — | 2 |
| 104,3 | 114,3 | 175,0 | 100,0 | 100,0 | x | 122,2 |
| 52 | 21 | 7 | 3 | 1 | 2 | 8 |
| 54 | 23 | 7 | 4 | 2 | 3 | 7 |
| 2 | 2 | — | 1 | 1 | 1 | -1 |
| 103,8 | 109,5 | 100,0 | 133,3 | 200,0 | 150,0 | 87,5 |
| 105 | 27 | 11 | 3 | 6 | 1 | 8 |
| 121 | 35 | 9 | 4 | 6 | 1 | 12 |
| 16 | 8 | -2 | 1 | — | — | 4 |
| 115,2 | 129,6 | 81,8 | 133,3 | 100,0 | 100,0 | 150,0 |
| 65 | 15 | 6 | 1 | 7 | 1 | 9 |
| 67 | 13 | 6 | 2 | 6 | — | 9 |
| 2 | -2 | — | 1 | -1 | -1 | — |
| 103,1 | 86,7 | 100,0 | 200,0 | 85,7 | x | 100,0 |
| 60 | 21 | 1 | 2 | 3 | 6 | 11 |
| 57 | 24 | 1 | 1 | 5 | 6 | 13 |
| -3 | 3 | — | -1 | 2 | — | 2 |
| 95,0 | 114,3 | 100,0 | 50,0 | 166,7 | 100,0 | 118,2 |
| 66 | 23 | 2 | 2 | 4 | 6 | 10 |
| 76 | 27 | 3 | 2 | 3 | 6 | 11 |
| 10 | 4 | 1 | — | -1 | — | 1 |
| 115,2 | 117,4 | 150,0 | 100,0 | 75,0 | 100,0 | 110,0 |

| administrowanie i działalność wspierająca ^A <i>administrative and support service activities</i> | administracja publiczna i obrona narodowa; obowiązkowe zabezpieczenia społeczne <i>public administration and defence; compulsory social security</i> | edukacja <i>education</i> | opieka zdrowotna i pomoc społeczna <i>human health and social work activities</i> | działalność związana z kulturą, rozrywką i rekreacją <i>arts, entertainment and recreation</i> | pozostała działalność usługowa <i>other service activities</i> | Lp. No. |
|--|---|------------------------------|--|---|---|---------|
| 162 | 79 | 172 | 202 | 79 | 258 | 1 |
| 202 | 79 | 172 | 212 | 76 | 281 | 2 |
| 40 | - | - | 10 | -3 | 23 | 3 |
| 124,7 | 100,0 | 100,0 | 105,0 | 96,2 | 108,9 | 4 |
| 87 | 24 | 99 | 163 | 50 | 159 | 5 |
| 108 | 24 | 101 | 167 | 47 | 169 | 6 |
| 21 | - | 2 | 4 | -3 | 10 | 7 |
| 124,1 | 100,0 | 102,0 | 102,5 | 94,0 | 106,3 | 8 |
| 8 | 8 | 8 | 10 | 2 | 23 | 9 |
| 10 | 8 | 8 | 11 | 2 | 23 | 10 |
| 2 | - | - | 1 | - | - | 11 |
| 125,0 | 100,0 | 100,0 | 110,0 | 100,0 | 100,0 | 12 |
| 15 | 10 | 12 | 6 | 4 | 13 | 13 |
| 18 | 10 | 12 | 9 | 3 | 16 | 14 |
| 3 | - | - | 3 | -1 | 3 | 15 |
| 120,0 | 100,0 | 100,0 | 150,0 | 75,0 | 123,1 | 16 |
| 12 | 13 | 11 | 5 | 7 | 11 | 17 |
| 13 | 13 | 10 | 5 | 9 | 13 | 18 |
| 1 | - | -1 | - | 2 | 2 | 19 |
| 108,3 | 100,0 | 90,9 | 100,0 | 128,6 | 118,2 | 20 |
| 5 | 6 | 12 | 6 | 3 | 16 | 21 |
| 7 | 6 | 12 | 7 | 4 | 17 | 22 |
| 2 | - | - | 1 | 1 | 1 | 23 |
| 140,0 | 100,0 | 100,0 | 116,7 | 133,3 | 106,3 | 24 |
| 9 | 9 | 17 | 6 | 8 | 15 | 25 |
| 8 | 9 | 16 | 7 | 6 | 19 | 26 |
| -1 | - | -1 | 1 | -2 | 4 | 27 |
| 88,9 | 100,0 | 94,1 | 116,7 | 75,0 | 126,7 | 28 |
| 26 | 9 | 13 | 6 | 5 | 21 | 29 |
| 38 | 9 | 13 | 6 | 5 | 24 | 30 |
| 12 | - | - | - | - | 3 | 31 |
| 146,2 | 100,0 | 100,0 | 100,0 | 100,0 | 114,3 | 32 |

TABL. 3. **PODMIOTY GOSPODARKI NARODOWEJ WEDŁUG SEKCJI POLSKIEJ KLASYFIKACJI**
ENTITIES OF THE NATIONAL ECONOMY BY SECTIONS OF THE POLISH CLASSIFICATION

| Lp. No. | WYSZCZEGÓLNIENIE SPECIFICATION a – 31 XII 2013 b – 31 XII 2014 c – przyrost/spadek increase/decrease d – 2013 = 100 | Ogółem Grand total | W tym Of which | | | |
|------------|---|-----------------------|--|-------------------|---|-----------------------------|
| | | | rolnictwo, leśnictwo, łowiectwo i rybactwo agriculture, forestry and fishing | przemysł industry | | budownictwo construction |
| | | | | razem total | w tym przetwórstwo przemysłowe of which manufacturing | |
| 1 | Powiat radomski | 10211 | 414 | 1556 | 1466 | 1574 |
| 2 | Powiat radomski | 10322 | 271 | 1605 | 1518 | 1597 |
| 3 | c | 111 | -143 | 49 | 52 | 23 |
| 4 | d | 101,1 | 65,5 | 103,1 | 103,5 | 101,5 |
| 5 | M. Pionki | 1689 | 19 | 227 | 217 | 219 |
| 6 | b | 1670 | 16 | 231 | 221 | 210 |
| 7 | c | -19 | -3 | 4 | 4 | -9 |
| 8 | d | 98,9 | 84,2 | 101,8 | 101,8 | 95,9 |
| 9 | Gm. m-w. Iłża | 933 | 58 | 103 | 99 | 140 |
| 10 | b | 923 | 52 | 110 | 104 | 125 |
| 11 | c | -10 | -6 | 7 | 5 | -15 |
| 12 | d | 98,9 | 89,7 | 106,8 | 105,1 | 89,3 |
| 13 | Gm. m-w. Skaryszew | 1091 | 48 | 164 | 159 | 160 |
| 14 | b | 1095 | 18 | 173 | 168 | 172 |
| 15 | c | 4 | -30 | 9 | 9 | 12 |
| 16 | d | 100,4 | 37,5 | 105,5 | 105,7 | 107,5 |
| 17 | Gm. w. Gózd | 398 | 15 | 53 | 49 | 90 |
| 18 | b | 412 | 8 | 51 | 49 | 100 |
| 19 | c | 14 | -7 | -2 | - | 10 |
| 20 | d | 103,5 | 53,3 | 96,2 | 100,0 | 111,1 |
| 21 | Gm. w. Jastrzębia | 398 | 27 | 70 | 68 | 73 |
| 22 | b | 401 | 15 | 76 | 74 | 71 |
| 23 | c | 3 | -12 | 6 | 6 | -2 |
| 24 | d | 100,8 | 55,6 | 108,6 | 108,8 | 97,3 |
| 25 | Gm. w. Jedlińsk | 915 | 44 | 174 | 166 | 116 |
| 26 | b | 931 | 31 | 167 | 159 | 119 |
| 27 | c | 16 | -13 | -7 | -7 | 3 |
| 28 | d | 101,7 | 70,5 | 96,0 | 95,8 | 102,6 |
| 29 | Gm. w. Jedlnia-Letnisko | 1003 | 31 | 141 | 137 | 129 |
| 30 | b | 1020 | 19 | 136 | 134 | 139 |
| 31 | c | 17 | -12 | -5 | -3 | 10 |
| 32 | d | 101,7 | 61,3 | 96,5 | 97,8 | 107,8 |

DZIAŁALNOŚCI ORAZ POWIATÓW I GMIN (cd.)
OF ACTIVITIES AND POWIATS AND GMINAS

| handel; naprawa pojazdów samochodowych ^Δ <i>trade; repair of motor vehicles^Δ</i> | transport i gospodarka magazynowa <i>transportation and storage</i> | zakwaterowanie i gastronomia ^Δ <i>accommodation and catering^Δ</i> | informacja i komunikacja <i>information and communication</i> | działalność finansowa i ubezpieczeniowa <i>financial and insurance activities</i> | obsługa rynku nieruchomości ^Δ <i>real estate activities</i> | działalność profesjonalna, naukowa i techniczna <i>professional, scientific and technical activities</i> |
|---|--|--|--|--|---|---|
| 3304 | 644 | 189 | 114 | 217 | 227 | 454 |
| 3331 | 673 | 188 | 119 | 221 | 228 | 472 |
| 27 | 29 | -1 | 5 | 4 | 1 | 18 |
| 100,8 | 104,5 | 99,5 | 104,4 | 101,8 | 100,4 | 104,0 |
| 504 | 67 | 46 | 29 | 53 | 109 | 120 |
| 486 | 62 | 45 | 26 | 55 | 111 | 125 |
| -18 | -5 | -1 | -3 | 2 | 2 | 5 |
| 96,4 | 92,5 | 97,8 | 89,7 | 103,8 | 101,8 | 104,2 |
| 295 | 34 | 12 | 10 | 18 | 39 | 41 |
| 281 | 35 | 11 | 12 | 22 | 40 | 45 |
| -14 | 1 | -1 | 2 | 4 | 1 | 4 |
| 95,3 | 102,9 | 91,7 | 120,0 | 122,2 | 102,6 | 109,8 |
| 450 | 56 | 19 | 5 | 16 | 6 | 36 |
| 446 | 56 | 16 | 8 | 20 | 6 | 38 |
| -4 | - | -3 | 3 | 4 | - | 2 |
| 99,1 | 100,0 | 84,2 | 160,0 | 125,0 | 100,0 | 105,6 |
| 127 | 15 | 10 | 1 | 7 | 3 | 15 |
| 128 | 23 | 10 | 1 | 7 | 2 | 17 |
| 1 | 8 | - | - | - | -1 | 2 |
| 100,8 | 153,3 | 100,0 | 100,0 | 100,0 | 66,7 | 113,3 |
| 110 | 23 | 3 | 6 | 8 | 2 | 10 |
| 110 | 25 | 4 | 6 | 8 | 3 | 13 |
| - | 2 | 1 | - | - | 1 | 3 |
| 100,0 | 108,7 | 133,3 | 100,0 | 100,0 | 150,0 | 130,0 |
| 308 | 58 | 12 | 7 | 21 | 7 | 31 |
| 327 | 58 | 14 | 9 | 18 | 7 | 34 |
| 19 | - | 2 | 2 | -3 | - | 3 |
| 106,2 | 100,0 | 116,7 | 128,6 | 85,7 | 100,0 | 109,7 |
| 345 | 66 | 23 | 14 | 23 | 8 | 71 |
| 356 | 64 | 21 | 15 | 20 | 9 | 71 |
| 11 | -2 | -2 | 1 | -3 | 1 | - |
| 103,2 | 97,0 | 91,3 | 107,1 | 87,0 | 112,5 | 100,0 |

| administracja publiczna i obrona narodowa; obowiązkowe zabezpieczenia społeczne <i>public administration and defence; compulsory social security</i> | edukacja <i>education</i> | opieka zdrowotna i pomoc społeczna <i>human health and social work activities</i> | działalność związana z kulturą, rozrywką i rekreacją <i>arts, entertainment and recreation</i> | pozostała działalność usługowa <i>other service activities</i> | Lp. No. | |
|---|------------------------------|--|---|---|------------|----|
| 163 | 119 | 291 | 285 | 125 | 535 | 1 |
| 184 | 119 | 294 | 324 | 132 | 564 | 2 |
| 21 | – | 3 | 39 | 7 | 29 | 3 |
| 112,9 | 100,0 | 101,0 | 113,7 | 105,6 | 105,4 | 4 |
| 29 | 6 | 54 | 67 | 19 | 121 | 5 |
| 26 | 6 | 56 | 75 | 20 | 120 | 6 |
| -3 | – | 2 | 8 | 1 | -1 | 7 |
| 89,7 | 100,0 | 103,7 | 111,9 | 105,3 | 99,2 | 8 |
| 9 | 17 | 41 | 46 | 12 | 58 | 9 |
| 13 | 17 | 40 | 47 | 12 | 61 | 10 |
| 4 | – | -1 | 1 | – | 3 | 11 |
| 144,4 | 100,0 | 97,6 | 102,2 | 100,0 | 105,2 | 12 |
| 13 | 18 | 27 | 18 | 13 | 42 | 13 |
| 12 | 18 | 27 | 24 | 15 | 46 | 14 |
| -1 | – | – | 6 | 2 | 4 | 15 |
| 92,3 | 100,0 | 100,0 | 133,3 | 115,4 | 109,5 | 16 |
| 6 | 10 | 15 | 11 | 2 | 18 | 17 |
| 6 | 10 | 14 | 11 | 3 | 21 | 18 |
| – | – | -1 | – | 1 | 3 | 19 |
| 100,0 | 100,0 | 93,3 | 100,0 | 150,0 | 116,7 | 20 |
| 3 | 6 | 19 | 11 | 3 | 24 | 21 |
| 5 | 6 | 16 | 16 | 2 | 25 | 22 |
| 2 | – | -3 | 5 | -1 | 1 | 23 |
| 166,7 | 100,0 | 84,2 | 145,5 | 66,7 | 104,2 | 24 |
| 20 | 9 | 22 | 17 | 14 | 55 | 25 |
| 22 | 9 | 24 | 20 | 14 | 58 | 26 |
| 2 | – | 2 | 3 | – | 3 | 27 |
| 110,0 | 100,0 | 109,1 | 117,6 | 100,0 | 105,5 | 28 |
| 16 | 6 | 19 | 45 | 19 | 47 | 29 |
| 22 | 6 | 21 | 47 | 22 | 52 | 30 |
| 6 | – | 2 | 2 | 3 | 5 | 31 |
| 137,5 | 100,0 | 110,5 | 104,4 | 115,8 | 110,6 | 32 |

TABL. 3. **PODMIOTY GOSPODARKI NARODOWEJ WEDŁUG SEKCJI POLSKIEJ KLASYFIKACJI**
ENTITIES OF THE NATIONAL ECONOMY BY SECTIONS OF THE POLISH CLASSIFICATION

| Lp. No. | WYSZCZEGÓLNIENIE SPECIFICATION a – 31 XII 2013 b – 31 XII 2014 c – przyrost/spadek increase/decrease d – 2013 = 100 | Ogółem Grand total | W tym Of which | | | |
|------------|---|-----------------------|--|-------------------|---|-----------------------------|
| | | | rolnictwo, leśnictwo, łowiectwo i rybactwo agriculture, forestry and fishing | przemysł industry | | budownictwo construction |
| | | | | razem total | w tym przetwórstwo przemysłowe of which manufacturing | |
| | Powiat radomski (dok.) | | | | | |
| | Powiat radomski (cont.) | | | | | |
| 1 | Gm. w. Kowala | 799 | 38 | 118 | 100 | 129 |
| 2 | | 828 | 21 | 123 | 106 | 141 |
| 3 | | 29 | -17 | 5 | 6 | 12 |
| 4 | | 103,6 | 55,3 | 104,2 | 106,0 | 109,3 |
| 5 | Gm. w. Pionki | 475 | 40 | 84 | 81 | 86 |
| 6 | | 486 | 32 | 91 | 89 | 89 |
| 7 | | 11 | -8 | 7 | 8 | 3 |
| 8 | | 102,3 | 80,0 | 108,3 | 109,9 | 103,5 |
| 9 | Gm. w. Przytyk | 336 | 15 | 34 | 32 | 55 |
| 10 | | 334 | 7 | 36 | 34 | 55 |
| 11 | | -2 | -8 | 2 | 2 | - |
| 12 | | 99,4 | 46,7 | 105,9 | 106,3 | 100,0 |
| 13 | Gm. w. Wierzbica | 640 | 18 | 90 | 80 | 143 |
| 14 | | 645 | 12 | 93 | 83 | 141 |
| 15 | | 5 | -6 | 3 | 3 | -2 |
| 16 | | 100,8 | 66,7 | 103,3 | 103,8 | 98,6 |
| 17 | Gm. w. Wolanów | 552 | 30 | 121 | 114 | 91 |
| 18 | | 556 | 17 | 126 | 121 | 102 |
| 19 | | 4 | -13 | 5 | 7 | 11 |
| 20 | | 100,7 | 56,7 | 104,1 | 106,1 | 112,1 |
| 21 | Gm. w. Zakrzew | 982 | 31 | 177 | 164 | 143 |
| 22 | | 1021 | 23 | 192 | 176 | 133 |
| 23 | | 39 | -8 | 15 | 12 | -10 |
| 24 | | 104,0 | 74,2 | 108,5 | 107,3 | 93,0 |
| 25 | Powiat siedlecki | 5263 | 823 | 532 | 504 | 666 |
| 26 | Powiat siedlecki | 5333 | 733 | 555 | 529 | 651 |
| 27 | | 70 | -90 | 23 | 25 | -15 |
| 28 | | 101,3 | 89,1 | 104,3 | 105,0 | 97,7 |
| 29 | Gm. m-w. Mordy | 342 | 52 | 38 | 34 | 45 |
| 30 | | 348 | 51 | 38 | 35 | 47 |
| 31 | | 6 | -1 | - | 1 | 2 |
| 32 | | 101,8 | 98,1 | 100,0 | 102,9 | 104,4 |

DZIAŁALNOŚCI ORAZ POWIATÓW I GMIN (cd.)
OF ACTIVITIES AND POWIATS AND GMINAS

| handel; naprawa pojazdów samochodowych ^Δ <i>trade; repair of motor vehicles^Δ</i> | transport i gospodarka magazynowa <i>transportation and storage</i> | zakwaterowanie i gastronomia ^Δ <i>accommodation and catering^Δ</i> | informacja i komunikacja <i>information and communication</i> | działalność finansowa i ubezpieczeniowa <i>financial and insurance activities</i> | obsługa rynku nieruchomości ^Δ <i>real estate activities</i> | działalność profesjonalna, naukowa i techniczna <i>professional, scientific and technical activities</i> |
|---|--|--|--|--|---|---|
| 243 | 102 | 12 | 8 | 20 | 5 | 20 |
| 253 | 110 | 15 | 10 | 19 | 4 | 21 |
| 10 | 8 | 3 | 2 | -1 | -1 | 1 |
| 104,1 | 107,8 | 125,0 | 125,0 | 95,0 | 80,0 | 105,0 |
| 139 | 24 | 9 | 9 | 9 | 5 | 11 |
| 143 | 23 | 6 | 10 | 12 | 5 | 10 |
| 4 | -1 | -3 | 1 | 3 | - | -1 |
| 102,9 | 95,8 | 66,7 | 111,1 | 133,3 | 100,0 | 90,9 |
| 125 | 19 | 5 | 1 | 4 | 2 | 14 |
| 128 | 23 | 4 | 1 | 4 | 2 | 10 |
| 3 | 4 | -1 | - | - | - | -4 |
| 102,4 | 121,1 | 80,0 | 100,0 | 100,0 | 100,0 | 71,4 |
| 144 | 81 | 7 | 10 | 7 | 34 | 20 |
| 147 | 84 | 8 | 8 | 7 | 34 | 17 |
| 3 | 3 | 1 | -2 | - | - | -3 |
| 102,1 | 103,7 | 114,3 | 80,0 | 100,0 | 100,0 | 85,0 |
| 177 | 25 | 8 | 1 | 9 | 1 | 11 |
| 175 | 27 | 8 | 2 | 7 | 1 | 12 |
| -2 | 2 | - | 1 | -2 | - | 1 |
| 98,9 | 108,0 | 100,0 | 200,0 | 77,8 | 100,0 | 109,1 |
| 337 | 74 | 23 | 13 | 22 | 6 | 54 |
| 351 | 83 | 26 | 11 | 22 | 4 | 59 |
| 14 | 9 | 3 | -2 | - | -2 | 5 |
| 104,2 | 112,2 | 113,0 | 84,6 | 100,0 | 66,7 | 109,3 |
| 1293 | 402 | 77 | 60 | 123 | 43 | 250 |
| 1331 | 429 | 92 | 63 | 122 | 47 | 252 |
| 38 | 27 | 15 | 3 | -1 | 4 | 2 |
| 102,9 | 106,7 | 119,5 | 105,0 | 99,2 | 109,3 | 100,8 |
| 54 | 23 | 2 | 2 | 11 | 10 | 21 |
| 57 | 21 | 3 | 3 | 11 | 9 | 18 |
| 3 | -2 | 1 | 1 | - | -1 | -3 |
| 105,6 | 91,3 | 150,0 | 150,0 | 100,0 | 90,0 | 85,7 |

| administrowanie i działalność wspierająca ^A <i>administrative and support service activities</i> | administracja publiczna i obrona narodowa; obowiązkowe zabezpieczenia społeczne <i>public administration and defence; compulsory social security</i> | edukacja <i>education</i> | opieka zdrowotna i pomoc społeczna <i>human health and social work activities</i> | działalność związana z kulturą, rozrywką i rekreacją <i>arts, entertainment and recreation</i> | pozostała działalność usługowa <i>other service activities</i> | Lp. No. |
|--|---|------------------------------|--|---|---|---------|
| 18 | 6 | 20 | 16 | 7 | 37 | 1 |
| 18 | 6 | 22 | 20 | 7 | 38 | 2 |
| - | - | 2 | 4 | - | 1 | 3 |
| 100,0 | 100,0 | 110,0 | 125,0 | 100,0 | 102,7 | 4 |
| 7 | 5 | 17 | 9 | 3 | 18 | 5 |
| 12 | 5 | 15 | 10 | 3 | 20 | 6 |
| 5 | - | -2 | 1 | - | 2 | 7 |
| 171,4 | 100,0 | 88,2 | 111,1 | 100,0 | 111,1 | 8 |
| 3 | 11 | 11 | 6 | 7 | 24 | 9 |
| 5 | 11 | 12 | 6 | 8 | 22 | 10 |
| 2 | - | 1 | - | 1 | -2 | 11 |
| 166,7 | 100,0 | 109,1 | 100,0 | 114,3 | 91,7 | 12 |
| 7 | 9 | 18 | 13 | 8 | 31 | 13 |
| 11 | 9 | 18 | 12 | 9 | 35 | 14 |
| 4 | - | - | -1 | 1 | 4 | 15 |
| 157,1 | 100,0 | 100,0 | 92,3 | 112,5 | 112,9 | 16 |
| 9 | 7 | 15 | 8 | 10 | 29 | 17 |
| 7 | 7 | 14 | 10 | 9 | 32 | 18 |
| -2 | - | -1 | 2 | -1 | 3 | 19 |
| 77,8 | 100,0 | 93,3 | 125,0 | 90,0 | 110,3 | 20 |
| 23 | 9 | 13 | 18 | 8 | 31 | 21 |
| 25 | 9 | 15 | 26 | 8 | 34 | 22 |
| 2 | - | 2 | 8 | - | 3 | 23 |
| 108,7 | 100,0 | 115,4 | 144,4 | 100,0 | 109,7 | 24 |
| 107 | 124 | 209 | 169 | 88 | 297 | 25 |
| 125 | 124 | 212 | 179 | 93 | 325 | 26 |
| 18 | - | 3 | 10 | 5 | 28 | 27 |
| 116,8 | 100,0 | 101,4 | 105,9 | 105,7 | 109,4 | 28 |
| 12 | 14 | 18 | 19 | 6 | 15 | 29 |
| 11 | 14 | 18 | 21 | 6 | 20 | 30 |
| -1 | - | - | 2 | - | 5 | 31 |
| 91,7 | 100,0 | 100,0 | 110,5 | 100,0 | 133,3 | 32 |

TABL. 3. **PODMIOTY GOSPODARKI NARODOWEJ WEDŁUG SEKCJI POLSKIEJ KLASYFIKACJI**
ENTITIES OF THE NATIONAL ECONOMY BY SECTIONS OF THE POLISH CLASSIFICATION

| Lp. No. | WYSZCZEGÓLNIENIE SPECIFICATION a – 31 XII 2013 b – 31 XII 2014 c – przyrost/spadek increase/decrease d – 2013 = 100 | Ogółem Grand total | W tym Of which | | | | |
|---------------------------------|---|-----------------------|--|-------------------|---|-----------------------------|-------|
| | | | rolnictwo, leśnictwo, łowiectwo i rybactwo agriculture, forestry and fishing | przemysł industry | | budownictwo construction | |
| | | | | razem total | w tym przetwórstwo przemysłowe of which manufacturing | | |
| Powiat siedlecki (cd.) | | | | | | | |
| Powiat siedlecki (cont.) | | | | | | | |
| 1 | Gm. w. Domanice | a | 132 | 17 | 10 | 10 | 22 |
| 2 | | b | 139 | 17 | 11 | 11 | 27 |
| 3 | | c | 7 | – | 1 | 1 | 5 |
| 4 | | d | 105,3 | 100,0 | 110,0 | 110,0 | 122,7 |
| 5 | Gm. w. Korczew | a | 147 | 17 | 18 | 16 | 19 |
| 6 | | b | 131 | 14 | 16 | 14 | 13 |
| 7 | | c | -16 | -3 | -2 | -2 | -6 |
| 8 | | d | 89,1 | 82,4 | 88,9 | 87,5 | 68,4 |
| 9 | Gm. w. Kotuń | a | 461 | 46 | 43 | 41 | 80 |
| 10 | | b | 459 | 32 | 45 | 43 | 77 |
| 11 | | c | -2 | -14 | 2 | 2 | -3 |
| 12 | | d | 99,6 | 69,6 | 104,7 | 104,9 | 96,3 |
| 13 | Gm. w. Mokobody | a | 263 | 33 | 33 | 31 | 32 |
| 14 | | b | 270 | 29 | 39 | 37 | 30 |
| 15 | | c | 7 | -4 | 6 | 6 | -2 |
| 16 | | d | 102,7 | 87,9 | 118,2 | 119,4 | 93,8 |
| 17 | Gm. w. Paprotnia | a | 128 | 19 | 14 | 13 | 23 |
| 18 | | b | 120 | 17 | 11 | 10 | 18 |
| 19 | | c | -8 | -2 | -3 | -3 | -5 |
| 20 | | d | 93,8 | 89,5 | 78,6 | 76,9 | 78,3 |
| 21 | Gm. w. Przesmyki | a | 113 | 20 | 10 | 10 | 18 |
| 22 | | b | 112 | 24 | 10 | 10 | 14 |
| 23 | | c | -1 | -4 | – | – | 4 |
| 24 | | d | 99,1 | 120,0 | 100,0 | 100,0 | 77,8 |
| 25 | Gm. w. Siedlce | a | 1751 | 273 | 182 | 175 | 178 |
| 26 | | b | 1782 | 256 | 180 | 173 | 177 |
| 27 | | c | 31 | -17 | -2 | -2 | -1 |
| 28 | | d | 101,8 | 93,8 | 98,9 | 98,9 | 99,4 |
| 29 | Gm. w. Skórzec | a | 450 | 85 | 48 | 47 | 80 |
| 30 | | b | 459 | 67 | 55 | 53 | 84 |
| 31 | | c | 9 | -18 | 7 | 6 | 4 |
| 32 | | d | 102,0 | 78,8 | 114,6 | 112,8 | 105,0 |

DZIAŁALNOŚCI ORAZ POWIATÓW I GMIN (cd.)
OF ACTIVITIES AND POWIATS AND GMINAS

| handel; naprawa pojazdów samochodowych ^Δ <i>trade; repair of motor vehicles^Δ</i> | transport i gospodarka magazynowa <i>transportation and storage</i> | zakwaterowanie i gastronomia ^Δ <i>accommodation and catering^Δ</i> | informacja i komunikacja <i>information and communication</i> | działalność finansowa i ubezpieczeniowa <i>financial and insurance activities</i> | obsługa rynku nieruchomości ^Δ <i>real estate activities</i> | działalność profesjonalna, naukowa i techniczna <i>professional, scientific and technical activities</i> |
|---|--|--|--|--|---|---|
| 35 | 7 | 1 | 3 | 3 | — | 9 |
| 39 | 7 | — | 2 | 4 | — | 8 |
| 4 | — | -1 | -1 | 1 | — | -1 |
| 111,4 | 100,0 | x | 66,7 | 133,3 | x | 88,9 |
| 35 | 5 | 2 | 1 | 3 | 3 | 6 |
| 33 | 6 | 2 | 1 | 3 | 2 | 2 |
| -2 | 1 | — | — | — | -1 | -4 |
| 94,3 | 120,0 | 100,0 | 100,0 | 100,0 | 66,7 | 33,3 |
| 116 | 32 | 8 | 10 | 12 | 2 | 12 |
| 113 | 33 | 10 | 11 | 11 | 5 | 15 |
| -3 | 1 | 2 | 1 | -1 | 3 | 3 |
| 97,4 | 103,1 | 125,0 | 110,0 | 91,7 | 250,0 | 125,0 |
| 70 | 25 | 4 | 3 | 3 | — | 10 |
| 72 | 26 | 4 | 4 | 3 | 1 | 12 |
| 2 | 1 | — | 1 | — | 1 | 2 |
| 102,9 | 104,0 | 100,0 | 133,3 | 100,0 | x | 120,0 |
| 26 | 7 | 3 | — | 4 | 2 | 6 |
| 28 | 7 | 3 | — | 4 | 2 | 6 |
| 2 | — | — | — | — | — | — |
| 107,7 | 100,0 | 100,0 | x | 100,0 | 100,0 | 100,0 |
| 22 | 3 | 3 | 1 | 5 | — | 3 |
| 21 | 3 | 3 | 1 | 5 | — | 3 |
| 1 | — | — | — | — | — | — |
| 95,5 | 100,0 | 100,0 | 100,0 | 100,0 | x | 100,0 |
| 519 | 152 | 23 | 20 | 43 | 11 | 103 |
| 530 | 166 | 29 | 20 | 38 | 15 | 108 |
| 11 | 14 | 6 | — | -5 | 4 | 5 |
| 102,1 | 109,2 | 126,1 | 100,0 | 88,4 | 136,4 | 104,9 |
| 93 | 13 | 5 | 7 | 7 | 2 | 20 |
| 97 | 13 | 9 | 8 | 7 | 1 | 21 |
| 4 | — | 4 | 1 | — | -1 | 1 |
| 104,3 | 100,0 | 180,0 | 114,3 | 100,0 | 50,0 | 105,0 |

| administracja publiczna i obrona narodowa; obowiązkowe zabezpieczenia społeczne <i>public administration and defence; compulsory social security</i> | edukacja <i>education</i> | opieka zdrowotna i pomoc społeczna <i>human health and social work activities</i> | działalność związana z kulturą, rozrywką i rekreacją <i>arts, entertainment and recreation</i> | pozostała działalność usługowa <i>other service activities</i> | Lp. No. | |
|---|------------------------------|--|---|---|------------|----|
| 2 | 5 | 7 | 4 | 2 | 5 | 1 |
| 3 | 5 | 6 | 3 | 2 | 5 | 2 |
| 1 | – | -1 | -1 | – | – | 3 |
| 150,0 | 100,0 | 85,7 | 75,0 | 100,0 | 100,0 | 4 |
| 2 | 8 | 6 | 8 | 6 | 8 | 5 |
| 2 | 8 | 6 | 8 | 6 | 9 | 6 |
| – | – | – | – | – | 1 | 7 |
| 100,0 | 100,0 | 100,0 | 100,0 | 100,0 | 112,5 | 8 |
| 14 | 9 | 16 | 17 | 11 | 33 | 9 |
| 15 | 9 | 16 | 17 | 12 | 38 | 10 |
| 1 | – | – | – | 1 | 5 | 11 |
| 107,1 | 100,0 | 100,0 | 100,0 | 109,1 | 115,2 | 12 |
| 3 | 9 | 9 | 8 | 7 | 14 | 13 |
| 4 | 9 | 9 | 8 | 7 | 13 | 14 |
| 1 | – | – | – | – | -1 | 15 |
| 133,3 | 100,0 | 100,0 | 100,0 | 100,0 | 92,9 | 16 |
| 2 | 7 | 8 | 2 | 2 | 3 | 17 |
| 2 | 7 | 8 | 2 | 2 | 3 | 18 |
| – | – | – | – | – | – | 19 |
| 100,0 | 100,0 | 100,0 | 100,0 | 100,0 | 100,0 | 20 |
| 1 | 6 | 9 | 3 | 2 | 7 | 21 |
| 1 | 6 | 9 | 3 | 2 | 7 | 22 |
| – | – | – | – | – | – | 23 |
| 100,0 | 100,0 | 100,0 | 100,0 | 100,0 | 100,0 | 24 |
| 37 | 5 | 52 | 63 | 19 | 71 | 25 |
| 44 | 5 | 51 | 66 | 21 | 76 | 26 |
| 7 | – | -1 | 3 | 2 | 5 | 27 |
| 118,9 | 100,0 | 98,1 | 104,8 | 110,5 | 107,0 | 28 |
| 10 | 15 | 10 | 10 | 6 | 39 | 29 |
| 13 | 15 | 13 | 11 | 7 | 38 | 30 |
| 3 | – | 3 | 1 | 1 | -1 | 31 |
| 130,0 | 100,0 | 130,0 | 110,0 | 116,7 | 97,4 | 32 |

TABL. 3. **PODMIOTY GOSPODARKI NARODOWEJ WEDŁUG SEKCJI POLSKIEJ KLASYFIKACJI**
ENTITIES OF THE NATIONAL ECONOMY BY SECTIONS OF THE POLISH CLASSIFICATION

| Lp. No. | WYSZCZEGÓLNIENIE SPECIFICATION a – 31 XII 2013 b – 31 XII 2014 c – przyrost/spadek increase/decrease d – 2013 = 100 | Ogółem Grand total | W tym Of which | | | |
|------------|---|-----------------------|--|-------------------|---|-----------------------------|
| | | | rolnictwo, leśnictwo, łowiectwo i rybactwo agriculture, forestry and fishing | przemysł industry | | budownictwo construction |
| | | | | razem total | w tym przetwórstwo przemysłowe of which manufacturing | |
| | Powiat siedlecki (dok.) | | | | | |
| | Powiat siedlecki (cont.) | | | | | |
| 1 | Gm. w. Suchożebry | 289 | 49 | 32 | 31 | 51 |
| 2 | | 295 | 49 | 32 | 31 | 47 |
| 3 | | 6 | – | – | – | –4 |
| 4 | | 102,1 | 100,0 | 100,0 | 100,0 | 92,2 |
| 5 | Gm. w. Wiśniew | 323 | 59 | 33 | 31 | 32 |
| 6 | | 338 | 48 | 44 | 42 | 33 |
| 7 | | 15 | -11 | 11 | 11 | 1 |
| 8 | | 104,6 | 81,4 | 133,3 | 135,5 | 103,1 |
| 9 | Gm. w. Wodynie | 189 | 19 | 9 | 8 | 28 |
| 10 | | 198 | 18 | 9 | 8 | 29 |
| 11 | | 9 | -1 | – | – | 1 |
| 12 | | 104,8 | 94,7 | 100,0 | 100,0 | 103,6 |
| 13 | Gm. w. Zbuczyn | 675 | 134 | 62 | 57 | 58 |
| 14 | | 682 | 111 | 65 | 62 | 55 |
| 15 | | 7 | -23 | 3 | 5 | -3 |
| 16 | | 101,0 | 82,8 | 104,8 | 108,8 | 94,8 |
| 17 | Powiat sierpecki | 3241 | 263 | 348 | 310 | 408 |
| 18 | Powiat sierpecki | 3331 | 219 | 354 | 313 | 439 |
| 19 | | 90 | -44 | 6 | 3 | 31 |
| 20 | | 102,8 | 83,3 | 101,7 | 101,0 | 107,6 |
| 21 | M. Sierpc | 1698 | 28 | 160 | 148 | 168 |
| 22 | | 1713 | 28 | 156 | 143 | 177 |
| 23 | | 15 | – | -4 | -5 | 9 |
| 24 | | 100,9 | 100,0 | 97,5 | 96,6 | 105,4 |
| 25 | Gm. w. Gozdowo | 252 | 33 | 34 | 27 | 30 |
| 26 | | 269 | 27 | 37 | 28 | 42 |
| 27 | | 17 | -6 | 3 | 1 | 12 |
| 28 | | 106,7 | 81,8 | 108,8 | 103,7 | 140,0 |
| 29 | Gm. w. Mochowo | 247 | 39 | 35 | 29 | 37 |
| 30 | | 253 | 29 | 37 | 31 | 43 |
| 31 | | 6 | -10 | 2 | 2 | 6 |
| 32 | | 102,4 | 74,4 | 105,7 | 106,9 | 116,2 |

DZIAŁALNOŚCI ORAZ POWIATÓW I GMIN (cd.)
OF ACTIVITIES AND POWIATS AND GMINAS

| handel; naprawa pojazdów samochodowych ^Δ <i>trade; repair of motor vehicles^Δ</i> | transport i gospodarka magazynowa <i>transportation and storage</i> | zakwaterowanie i gastronomia ^Δ <i>accommodation and catering^Δ</i> | informacja i komunikacja <i>information and communication</i> | działalność finansowa i ubezpieczeniowa <i>financial and insurance activities</i> | obsługa rynku nieruchomości ^Δ <i>real estate activities</i> | działalność profesjonalna, naukowa i techniczna <i>professional, scientific and technical activities</i> |
|---|--|--|--|--|---|---|
| 64 | 14 | 5 | 1 | 9 | 2 | 12 |
| 64 | 16 | 5 | 1 | 10 | 2 | 12 |
| - | 2 | - | - | 1 | - | - |
| 100,0 | 114,3 | 100,0 | 100,0 | 111,1 | 100,0 | 100,0 |
| 67 | 31 | 4 | 3 | 4 | 4 | 10 |
| 67 | 36 | 6 | 3 | 5 | 4 | 10 |
| - | 5 | 2 | - | 1 | - | - |
| 100,0 | 116,1 | 150,0 | 100,0 | 125,0 | 100,0 | 100,0 |
| 45 | 17 | - | 1 | 7 | 2 | 4 |
| 50 | 18 | - | 1 | 8 | 1 | 4 |
| 5 | 1 | - | - | 1 | -1 | - |
| 111,1 | 105,9 | x | 100,0 | 114,3 | 50,0 | 100,0 |
| 147 | 73 | 17 | 8 | 12 | 5 | 34 |
| 160 | 77 | 18 | 8 | 13 | 5 | 33 |
| 13 | 4 | 1 | - | 1 | - | -1 |
| 108,8 | 105,5 | 105,9 | 100,0 | 108,3 | 100,0 | 97,1 |
| 915 | 123 | 72 | 41 | 81 | 97 | 144 |
| 975 | 127 | 71 | 40 | 75 | 100 | 152 |
| 60 | 4 | -1 | -1 | -6 | 3 | 8 |
| 106,6 | 103,3 | 98,6 | 97,6 | 92,6 | 103,1 | 105,6 |
| 540 | 66 | 42 | 30 | 54 | 75 | 101 |
| 552 | 69 | 40 | 27 | 46 | 75 | 101 |
| 12 | 3 | -2 | -3 | -8 | - | - |
| 102,2 | 104,5 | 95,2 | 90,0 | 85,2 | 100,0 | 100,0 |
| 58 | 12 | 6 | - | 4 | 2 | 8 |
| 59 | 11 | 6 | 2 | 4 | 2 | 10 |
| 1 | -1 | - | 2 | - | - | 2 |
| 101,7 | 91,7 | 100,0 | x | 100,0 | 100,0 | 125,0 |
| 59 | 9 | 4 | 2 | 4 | 8 | 6 |
| 66 | 8 | 4 | 2 | 4 | 8 | 8 |
| 7 | -1 | - | - | - | - | 2 |
| 111,9 | 88,9 | 100,0 | 100,0 | 100,0 | 100,0 | 133,3 |

| administracja publiczna i obrona narodowa; obowiązkowe zabezpieczenia społeczne <i>public administration and defence; compulsory social security</i> | edukacja <i>education</i> | opieka zdrowotna i pomoc społeczna <i>human health and social work activities</i> | działalność związana z kulturą, rozrywką i rekreacją <i>arts, entertainment and recreation</i> | pozostała działalność usługowa <i>other service activities</i> | Lp. No. | |
|---|------------------------------|--|---|---|--------------|----|
| 4 | 9 | 10 | 9 | 5 | 13 | 1 |
| 8 | 9 | 9 | 10 | 5 | 16 | 2 |
| 4 | – | -1 | 1 | – | 3 | 3 |
| 200,0 | 100,0 | 90,0 | 111,1 | 100,0 | 123,1 | 4 |
| 8 | 12 | 12 | 8 | 5 | 31 | 5 |
| 7 | 12 | 15 | 9 | 5 | 34 | 6 |
| -1 | – | 3 | 1 | – | 3 | 7 |
| 87,5 | 100,0 | 125,0 | 112,5 | 100,0 | 109,7 | 8 |
| 2 | 15 | 14 | 9 | 5 | 12 | 9 |
| 4 | 15 | 13 | 10 | 5 | 13 | 10 |
| 2 | – | -1 | 1 | – | 1 | 11 |
| 200,0 | 100,0 | 92,9 | 111,1 | 100,0 | 108,3 | 12 |
| 10 | 10 | 38 | 9 | 12 | 46 | 13 |
| 11 | 10 | 39 | 11 | 13 | 53 | 14 |
| 1 | – | 1 | 2 | 1 | 7 | 15 |
| 110,0 | 100,0 | 102,6 | 122,2 | 108,3 | 115,2 | 16 |
| 74 | 82 | 138 | 158 | 64 | 233 | 17 |
| 84 | 82 | 135 | 161 | 67 | 250 | 18 |
| 10 | – | -3 | 3 | 3 | 17 | 19 |
| 113,5 | 100,0 | 97,8 | 101,9 | 104,7 | 107,3 | 20 |
| 52 | 13 | 84 | 125 | 35 | 125 | 21 |
| 56 | 13 | 80 | 124 | 36 | 133 | 22 |
| 4 | – | -4 | -1 | 1 | 8 | 23 |
| 107,7 | 100,0 | 95,2 | 99,2 | 102,9 | 106,4 | 24 |
| 3 | 12 | 5 | 8 | 5 | 32 | 25 |
| 3 | 12 | 6 | 9 | 6 | 33 | 26 |
| – | – | 1 | 1 | 1 | 1 | 27 |
| 100,0 | 100,0 | 120,0 | 112,5 | 120,0 | 103,1 | 28 |
| 4 | 12 | 6 | 2 | 3 | 17 | 29 |
| 4 | 12 | 6 | 2 | 3 | 17 | 30 |
| – | – | – | – | – | – | 31 |
| 100,0 | 100,0 | 100,0 | 100,0 | 100,0 | 100,0 | 32 |

TABL. 3. **PODMIOTY GOSPODARKI NARODOWEJ WEDŁUG SEKCJI POLSKIEJ KLASYFIKACJI**
ENTITIES OF THE NATIONAL ECONOMY BY SECTIONS OF THE POLISH CLASSIFICATION

| Lp. No. | WYSZCZEGÓLNIENIE SPECIFICATION a – 31 XII 2013 b – 31 XII 2014 c – przyrost/spadek increase/decrease d – 2013 = 100 | Ogółem Grand total | W tym Of which | | | |
|------------|---|-----------------------|--|-------------------|---|-----------------------------|
| | | | rolnictwo, leśnictwo, łowiectwo i rybactwo agriculture, forestry and fishing | przemysł industry | | budownictwo construction |
| | | | | razem total | w tym przetwórstwo przemysłowe of which manufacturing | |
| | Powiat sierpecki (dok.) | | | | | |
| | Powiat sierpecki (cont.) | | | | | |
| 1 | Gm. w. Rościszewo | 159 | 29 | 22 | 19 | 24 |
| 2 | | 164 | 21 | 21 | 18 | 20 |
| 3 | | 5 | -8 | -1 | -1 | -4 |
| 4 | | 103,1 | 72,4 | 95,5 | 94,7 | 83,3 |
| 5 | Gm. w. Sierpc | 394 | 42 | 51 | 45 | 64 |
| 6 | | 406 | 30 | 51 | 45 | 63 |
| 7 | | 12 | -12 | – | – | -1 |
| 8 | | 103,0 | 71,4 | 100,0 | 100,0 | 98,4 |
| 9 | Gm. w. Szczutowo | 182 | 23 | 16 | 15 | 41 |
| 10 | | 203 | 17 | 22 | 21 | 48 |
| 11 | | 21 | -6 | 6 | 6 | 7 |
| 12 | | 111,5 | 73,9 | 137,5 | 140,0 | 117,1 |
| 13 | Gm. w. Zawidz | 309 | 69 | 30 | 27 | 44 |
| 14 | | 323 | 67 | 30 | 27 | 46 |
| 15 | | 14 | -2 | – | – | 2 |
| 16 | | 104,5 | 97,1 | 100,0 | 100,0 | 104,5 |
| 17 | Powiat sochaczewski | 8690 | 206 | 689 | 635 | 1034 |
| 18 | Powiat sochaczewski | 8653 | 108 | 694 | 636 | 1010 |
| 19 | | -37 | -98 | 5 | 1 | -24 |
| 20 | | 99,6 | 52,4 | 100,7 | 100,2 | 97,7 |
| 21 | M. Sochaczew | 4712 | 38 | 333 | 315 | 528 |
| 22 | | 4655 | 15 | 324 | 304 | 504 |
| 23 | | -57,0 | -23,0 | -9,0 | -11,0 | -24,0 |
| 24 | | 98,8 | 39,5 | 97,3 | 96,5 | 95,5 |
| 25 | Gm. w. Brochów | 392 | 18 | 30 | 28 | 54 |
| 26 | | 382 | 6 | 26 | 24 | 51 |
| 27 | | -10 | -12 | -4 | -4 | -3 |
| 28 | | 97,4 | 33,3 | 86,7 | 85,7 | 94,4 |
| 29 | Gm. w. Iłów | 497 | 31 | 40 | 33 | 62 |
| 30 | | 500 | 13 | 47 | 38 | 61 |
| 31 | | 3 | -18 | 7 | 5 | -1 |
| 32 | | 100,6 | 41,9 | 117,5 | 115,2 | 98,4 |

DZIAŁALNOŚCI ORAZ POWIATÓW I GMIN (cd.)
OF ACTIVITIES AND POWIATS AND GMINAS

| handel; naprawa pojazdów samochodowych ^Δ <i>trade; repair of motor vehicles^Δ</i> | transport i gospodarka magazynowa <i>transportation and storage</i> | zakwaterowanie i gastronomia ^Δ <i>accommodation and catering^Δ</i> | informacja i komunikacja <i>information and communication</i> | działalność finansowa i ubezpieczeniowa <i>financial and insurance activities</i> | obsługa rynku nieruchomości ^Δ <i>real estate activities</i> | działalność profesjonalna, naukowa i techniczna <i>professional, scientific and technical activities</i> |
|---|--|--|--|--|---|---|
| 38 | 3 | 2 | 1 | 1 | 2 | 3 |
| 47 | 3 | 2 | 1 | 2 | 3 | 4 |
| 9 | — | — | — | 1 | 1 | 1 |
| 123,7 | 100,0 | 100,0 | 100,0 | 200,0 | 150,0 | 133,3 |
| 118 | 15 | 10 | 2 | 6 | 8 | 14 |
| 138 | 15 | 11 | 2 | 7 | 8 | 13 |
| 20 | — | 1 | — | 1 | — | -1 |
| 116,9 | 100,0 | 110,0 | 100,0 | 116,7 | 100,0 | 92,9 |
| 39 | 6 | 5 | 2 | 3 | — | 2 |
| 40 | 8 | 4 | 3 | 4 | 2 | 4 |
| 1 | 2 | -1 | 1 | 1 | 2 | 2 |
| 102,6 | 133,3 | 80,0 | 150,0 | 133,3 | x | 200,0 |
| 63 | 12 | 3 | 4 | 9 | 2 | 10 |
| 73 | 13 | 4 | 3 | 8 | 2 | 12 |
| 10 | 1 | 1 | -1 | -1 | — | 2 |
| 115,9 | 108,3 | 133,3 | 75,0 | 88,9 | 100,0 | 120,0 |
| 2763 | 1132 | 206 | 176 | 211 | 250 | 473 |
| 2760 | 1157 | 212 | 191 | 197 | 256 | 488 |
| -3 | 25 | 6 | 15 | -14 | 6 | 15 |
| 99,9 | 102,2 | 102,9 | 108,5 | 93,4 | 102,4 | 103,2 |
| 1494 | 546 | 100 | 105 | 152 | 207 | 304 |
| 1483 | 541 | 97 | 115 | 142 | 209 | 308 |
| -11,0 | -5,0 | -3,0 | 10,0 | -10,0 | 2,0 | 4,0 |
| 99,3 | 99,1 | 97,0 | 109,5 | 93,4 | 101,0 | 101,3 |
| 144 | 60 | 5 | 1 | 1 | 1 | 15 |
| 140 | 66 | 9 | 2 | 1 | 2 | 17 |
| -4 | 6 | 4 | 1 | — | 1 | 2 |
| 97,2 | 110,0 | 180,0 | 200,0 | 100,0 | 200,0 | 113,3 |
| 136 | 103 | 7 | 8 | 6 | 5 | 17 |
| 139 | 114 | 7 | 6 | 4 | 6 | 20 |
| 3 | 11 | — | -2 | -2 | 1 | 3 |
| 102,2 | 110,7 | 100,0 | 75,0 | 66,7 | 120,0 | 117,6 |

| administrowanie i działalność wspierająca ^Δ <i>administrative and support service activities</i> | administracja publiczna i obrona narodowa; obowiązkowe zabezpieczenia społeczne <i>public administration and defence; compulsory social security</i> | edukacja <i>education</i> | opieka zdrowotna i pomoc społeczna <i>human health and social work activities</i> | działalność związana z kulturą, rozrywką i rekreacją <i>arts, entertainment and recreation</i> | pozostała działalność usługowa <i>other service activities</i> | Lp. No. |
|--|---|------------------------------|--|---|---|---------|
| 3 | 9 | 4 | 5 | 4 | 9 | 1 |
| 4 | 9 | 4 | 8 | 4 | 11 | 2 |
| 1 | – | – | 3 | – | 2 | 3 |
| 133,3 | 100,0 | 100,0 | 160,0 | 100,0 | 122,2 | 4 |
| 4 | 14 | 20 | 6 | 6 | 14 | 5 |
| 7 | 14 | 19 | 6 | 6 | 16 | 6 |
| 3 | – | -1 | – | – | 2 | 7 |
| 175,0 | 100,0 | 95,0 | 100,0 | 100,0 | 114,3 | 8 |
| 2 | 7 | 9 | 10 | 7 | 10 | 9 |
| 5 | 7 | 9 | 10 | 8 | 12 | 10 |
| 3 | – | – | – | 1 | 2 | 11 |
| 250,0 | 100,0 | 100,0 | 100,0 | 114,3 | 120,0 | 12 |
| 6 | 15 | 10 | 2 | 4 | 26 | 13 |
| 5 | 15 | 11 | 2 | 4 | 28 | 14 |
| -1 | – | 1 | – | – | 2 | 15 |
| 83,3 | 100,0 | 110,0 | 100,0 | 100,0 | 107,7 | 16 |
| 213 | 69 | 283 | 378 | 148 | 459 | 17 |
| 218 | 69 | 278 | 383 | 152 | 480 | 18 |
| 5 | – | -5 | 5 | 4 | 21 | 19 |
| 102,3 | 100,0 | 98,2 | 101,3 | 102,7 | 104,6 | 20 |
| 114 | 17 | 169 | 250 | 96 | 259 | 21 |
| 120 | 17 | 167 | 252 | 97 | 264 | 22 |
| 6,0 | – | -2,0 | 2,0 | 1,0 | 5,0 | 23 |
| 105,3 | 100,0 | 98,8 | 100,8 | 101,0 | 101,9 | 24 |
| 2 | 9 | 12 | 14 | 4 | 22 | 25 |
| 2 | 9 | 11 | 14 | 4 | 22 | 26 |
| – | – | -1 | – | – | – | 27 |
| 100,0 | 100,0 | 91,7 | 100,0 | 100,0 | 100,0 | 28 |
| 11 | 10 | 13 | 20 | 6 | 22 | 29 |
| 10 | 10 | 13 | 19 | 7 | 24 | 30 |
| -1 | – | – | -1 | 1 | 2 | 31 |
| 90,9 | 100,0 | 100,0 | 95,0 | 116,7 | 109,1 | 32 |

TABL. 3. **PODMIOTY GOSPODARKI NARODOWEJ WEDŁUG SEKCJI POLSKIEJ KLASYFIKACJI**
ENTITIES OF THE NATIONAL ECONOMY BY SECTIONS OF THE POLISH CLASSIFICATION

| Lp. No. | WYSZCZEGÓLNIENIE SPECIFICATION a – 31 XII 2013 b – 31 XII 2014 c – przyrost/spadek increase/decrease d – 2013 = 100 | Ogółem Grand total | W tym Of which | | | |
|------------|---|-----------------------|--|-------------------|---|-----------------------------|
| | | | rolnictwo, leśnictwo, łowiectwo i rybactwo agriculture, forestry and fishing | przemysł industry | | budownictwo construction |
| | | | | razem total | w tym przetwórstwo przemysłowe of which manufacturing | |
| | Powiat sochaczewski (dok.) | | | | | |
| | Powiat sochaczewski (dok.) | | | | | |
| 1 | Gm. w. Młodzieszyn | a 363 | 18 | 30 | 19 | 49 |
| 2 | | b 352 | 12 | 29 | 20 | 52 |
| 3 | | c -11 | -6 | -1 | 1 | 3 |
| 4 | | d 97,0 | 66,7 | 96,7 | 105,3 | 106,1 |
| 5 | Gm. w. Nowa Sucha | a 453 | 33 | 45 | 44 | 64 |
| 6 | | b 454 | 17 | 41 | 40 | 66 |
| 7 | | c 1 | -16 | -4 | -4 | 2 |
| 8 | | d 100,2 | 51,5 | 91,1 | 90,9 | 103,1 |
| 9 | Gm. w. Rybno | a 194 | 17 | 14 | 11 | 11 |
| 10 | | b 198 | 12 | 16 | 12 | 13 |
| 11 | | c 4 | -5 | 2 | 1 | 2 |
| 12 | | d 102,1 | 70,6 | 114,3 | 109,1 | 118,2 |
| 13 | Gm. w. Sochaczew | a 948 | 32 | 81 | 75 | 122 |
| 14 | | b 972 | 24 | 92 | 84 | 116 |
| 15 | | c 24 | -8 | 11 | 9 | -6 |
| 16 | | d 102,5 | 75,0 | 113,6 | 112,0 | 95,1 |
| 17 | Gm. w. Teresin | a 1131 | 19 | 116 | 110 | 144 |
| 18 | | b 1140 | 9 | 119 | 114 | 147 |
| 19 | | c 9 | -10 | 3 | 4 | 3 |
| 20 | | d 100,8 | 47,4 | 102,6 | 103,6 | 102,1 |
| 21 | Powiat sokołowski | a 4002 | 302 | 359 | 331 | 536 |
| 22 | Powiat sokołowski | b 3965 | 249 | 366 | 339 | 497 |
| 23 | | c -37 | -53 | 7 | 8 | -39 |
| 24 | | d 99,1 | 82,5 | 101,9 | 102,4 | 92,7 |
| 25 | M. Sokołów Podlaski | a 1890 | 33 | 151 | 138 | 201 |
| 26 | | b 1875 | 23 | 147 | 136 | 190 |
| 27 | | c -15 | -10 | -4 | -2 | -11 |
| 28 | | d 99,2 | 69,7 | 97,4 | 98,6 | 94,5 |
| 29 | Gm. m-w. Kosów Lacki | a 330 | 20 | 34 | 30 | 79 |
| 30 | | b 323 | 11 | 34 | 30 | 71 |
| 31 | | c -7 | -9 | - | - | -8 |
| 32 | | d 97,9 | 55,0 | 100,0 | 100,0 | 89,9 |
| 33 | Gm. w. Bielany | a 244 | 36 | 25 | 24 | 34 |
| 34 | | b 246 | 37 | 24 | 23 | 27 |
| 35 | | c 2 | 1 | -1 | -1 | -7 |
| 36 | | d 100,8 | 102,8 | 96,0 | 95,8 | 79,4 |

DZIAŁALNOŚCI ORAZ POWIATÓW I GMIN (cd.)
OF ACTIVITIES AND POWIATS AND GMINAS

| handel; naprawa pojazdów samochodowych ^Δ <i>trade; repair of motor vehicles^Δ</i> | transport i gospodarka magazynowa <i>transportation and storage</i> | zakwaterowanie i gastronomia ^Δ <i>accommodation and catering^Δ</i> | informacja i komunikacja <i>information and communication</i> | działalność finansowa i ubezpieczeniowa <i>financial and insurance activities</i> | obsługa rynku nieruchomości ^Δ <i>real estate activities</i> | działalność profesjonalna, naukowa i techniczna <i>professional, scientific and technical activities</i> |
|---|--|--|--|--|---|---|
| 124 | 56 | 12 | 3 | 5 | 2 | 16 |
| 117 | 56 | 10 | 3 | 6 | 3 | 14 |
| -7 | - | -2 | - | 1 | 1 | -2 |
| 94,4 | 100,0 | 83,3 | 100,0 | 120,0 | 150,0 | 87,5 |
| 116 | 64 | 7 | 7 | 11 | 6 | 23 |
| 124 | 72 | 7 | 8 | 11 | 5 | 27 |
| 8 | 8 | - | 1 | - | -1 | 4 |
| 106,9 | 112,5 | 100,0 | 114,3 | 100,0 | 83,3 | 117,4 |
| 64 | 34 | 1 | - | 2 | 2 | 8 |
| 61 | 37 | 2 | - | 1 | 2 | 8 |
| -3 | 3 | 1 | - | -1 | - | - |
| 95,3 | 108,8 | 200,0 | x | 50,0 | 100,0 | 100,0 |
| 336 | 119 | 24 | 20 | 14 | 11 | 37 |
| 350 | 122 | 26 | 22 | 16 | 13 | 37 |
| 14 | 3 | 2 | 2 | 2 | 2 | - |
| 104,2 | 102,5 | 108,3 | 110,0 | 114,3 | 118,2 | 100,0 |
| 349 | 150 | 50 | 32 | 20 | 16 | 53 |
| 346 | 149 | 54 | 35 | 16 | 16 | 57 |
| -3 | -1 | 4 | 3 | -4 | - | 4 |
| 99,1 | 99,3 | 108,0 | 109,4 | 80,0 | 100,0 | 107,5 |
| 1038 | 296 | 78 | 51 | 99 | 70 | 269 |
| 1039 | 298 | 80 | 61 | 98 | 71 | 264 |
| 1 | 2 | 2 | 10 | -1 | 1 | -5 |
| 100,1 | 100,7 | 102,6 | 119,6 | 99,0 | 101,4 | 98,1 |
| 556 | 120 | 38 | 41 | 65 | 61 | 189 |
| 550 | 125 | 38 | 45 | 65 | 63 | 178 |
| -6 | 5 | - | 4 | - | 2 | -11 |
| 98,9 | 104,2 | 100,0 | 109,8 | 100,0 | 103,3 | 94,2 |
| 69 | 29 | 4 | - | 7 | 1 | 11 |
| 75 | 27 | 6 | 1 | 8 | 1 | 11 |
| 6 | -2 | 2 | 1 | 1 | - | - |
| 108,7 | 93,1 | 150,0 | x | 114,3 | 100,0 | 100,0 |
| 78 | 10 | 4 | 1 | 2 | 1 | 3 |
| 79 | 9 | 6 | 1 | 2 | 1 | 3 |
| 1 | -1 | 2 | - | - | - | - |
| 101,3 | 90,0 | 150,0 | 100,0 | 100,0 | 100,0 | 100,0 |

| administracja publiczna i obrona narodowa; obowiązkowe zabezpieczenia społeczne <i>public administration and defence; compulsory social security</i> | edukacja <i>education</i> | opieka zdrowotna i pomoc społeczna <i>human health and social work activities</i> | działalność związana z kulturą, rozrywką i rekreacją <i>arts, entertainment and recreation</i> | pozostała działalność usługowa <i>other service activities</i> | Lp. No. | |
|---|------------------------------|--|---|---|--------------|----|
| 8 | 4 | 6 | 10 | 5 | 15 | 1 |
| 6 | 4 | 6 | 11 | 5 | 18 | 2 |
| -2 | - | - | 1 | - | 3 | 3 |
| 75,0 | 100,0 | 100,0 | 110,0 | 100,0 | 120,0 | 4 |
| 10 | 6 | 15 | 12 | 8 | 26 | 5 |
| 11 | 6 | 15 | 9 | 8 | 27 | 6 |
| 1 | - | - | -3 | - | 1 | 7 |
| 110,0 | 100,0 | 100,0 | 75,0 | 100,0 | 103,8 | 8 |
| 6 | 8 | 10 | 7 | 4 | 6 | 9 |
| 7 | 8 | 10 | 7 | 4 | 10 | 10 |
| 1 | - | - | - | - | 4 | 11 |
| 116,7 | 100,0 | 100,0 | 100,0 | 100,0 | 166,7 | 12 |
| 34 | 6 | 24 | 35 | 10 | 43 | 13 |
| 32 | 6 | 25 | 39 | 11 | 41 | 14 |
| -2 | - | 1 | 4 | 1 | -2 | 15 |
| 94,1 | 100,0 | 104,2 | 111,4 | 110,0 | 95,3 | 16 |
| 28 | 9 | 34 | 30 | 15 | 66 | 17 |
| 30 | 9 | 31 | 32 | 16 | 74 | 18 |
| 2 | - | -3 | 2 | 1 | 8 | 19 |
| 107,1 | 100,0 | 91,2 | 106,7 | 106,7 | 112,1 | 20 |
| 97 | 122 | 149 | 226 | 90 | 220 | 21 |
| 102 | 122 | 150 | 233 | 90 | 245 | 22 |
| 5 | - | 1 | 7 | - | 25 | 23 |
| 105,2 | 100,0 | 100,7 | 103,1 | 100,0 | 111,4 | 24 |
| 32 | 16 | 66 | 164 | 48 | 109 | 25 |
| 30 | 16 | 68 | 170 | 48 | 119 | 26 |
| -2 | - | 2 | 6 | - | 10 | 27 |
| 93,8 | 100,0 | 103,0 | 103,7 | 100,0 | 109,2 | 28 |
| 14 | 22 | 7 | 11 | 4 | 18 | 29 |
| 12 | 22 | 9 | 11 | 4 | 20 | 30 |
| -2 | - | 2 | - | - | 2 | 31 |
| 85,7 | 100,0 | 128,6 | 100,0 | 100,0 | 111,1 | 32 |
| 10 | 11 | 12 | 3 | 4 | 10 | 33 |
| 12 | 11 | 12 | 4 | 4 | 14 | 34 |
| 2 | - | - | 1 | - | 4 | 35 |
| 120,0 | 100,0 | 100,0 | 133,3 | 100,0 | 140,0 | 36 |

TABL. 3. **PODMIOTY GOSPODARKI NARODOWEJ WEDŁUG SEKCJI POLSKIEJ KLASYFIKACJI**
ENTITIES OF THE NATIONAL ECONOMY BY SECTIONS OF THE POLISH CLASSIFICATION

| Lp. No. | WYSZCZEGÓLNIENIE SPECIFICATION a – 31 XII 2013 b – 31 XII 2014 c – przyrost/spadek increase/decrease d – 2013 = 100 | Ogółem Grand total | W tym Of which | | | |
|----------------------------------|---|-----------------------|--|-------------------|---|-----------------------------|
| | | | rolnictwo, leśnictwo, łowiectwo i rybactwo agriculture, forestry and fishing | przemysł industry | | budownictwo construction |
| | | | | razem total | w tym przetwórstwo przemysłowe of which manufacturing | |
| Powiat sokołowski (dok.) | | | | | | |
| Powiat sokołowski (cont.) | | | | | | |
| 1 | Gm. w. Ceranów | a 117 | 17 | 13 | 13 | 23 |
| 2 | | b 122 | 16 | 14 | 14 | 23 |
| 3 | | c 5 | -1 | 1 | 1 | - |
| 4 | | d 104,3 | 94,1 | 107,7 | 107,7 | 100,0 |
| 5 | Gm. w. Jabłonna Lacka | a 262 | 39 | 26 | 24 | 28 |
| 6 | | b 258 | 33 | 28 | 26 | 26 |
| 7 | | c -4 | -6 | 2 | 2 | -2 |
| 8 | | d 98,5 | 84,6 | 107,7 | 108,3 | 92,9 |
| 9 | Gm. w. Repki | a 246 | 53 | 17 | 17 | 25 |
| 10 | | b 237 | 41 | 21 | 21 | 25 |
| 11 | | c -9 | -12 | 4 | 4 | - |
| 12 | | d 96,3 | 77,4 | 123,5 | 123,5 | 100,0 |
| 13 | Gm. w. Sabnie | a 237 | 21 | 23 | 21 | 39 |
| 14 | | b 237 | 19 | 23 | 21 | 35 |
| 15 | | c - | -2 | - | - | -4 |
| 16 | | d 100,0 | 90,5 | 100,0 | 100,0 | 89,7 |
| 17 | Gm. w. Sokółów Podlaski | a 433 | 49 | 41 | 36 | 71 |
| 18 | | b 428 | 43 | 49 | 43 | 65 |
| 19 | | c -5 | -6 | 8 | 7 | -6 |
| 20 | | d 98,8 | 87,8 | 119,5 | 119,4 | 91,5 |
| 21 | Gm. w. Sterdyń | a 243 | 34 | 29 | 28 | 36 |
| 22 | | b 239 | 26 | 26 | 25 | 35 |
| 23 | | c -4 | -8 | -3 | -3 | -1 |
| 24 | | d 98,4 | 76,5 | 89,7 | 89,3 | 97,2 |
| 25 | Powiat szydłowiecki | a 2897 | 76 | 543 | 406 | 482 |
| 26 | Powiat szydłowiecki | b 2953 | 44 | 560 | 415 | 489 |
| 27 | | c 56 | -32 | 17 | 9 | 7 |
| 28 | | d 101,9 | 57,9 | 103,1 | 102,2 | 101,5 |
| 29 | Gm. m-w. Szydłowiec | a 1653 | 28 | 290 | 228 | 266 |
| 30 | | b 1655 | 17 | 286 | 226 | 260 |
| 31 | | c 2 | -11 | -4 | -2 | -6 |
| 32 | | d 100,1 | 60,7 | 98,6 | 99,1 | 97,7 |

DZIAŁALNOŚCI ORAZ POWIATÓW I GMIN (cd.)
OF ACTIVITIES AND POWIATS AND GMINAS

| handel; naprawa pojazdów samochodowych ^Δ <i>trade; repair of motor vehicles^Δ</i> | transport i gospodarka magazynowa <i>transportation and storage</i> | zakwaterowanie i gastronomia ^Δ <i>accommodation and catering^Δ</i> | informacja i komunikacja <i>information and communication</i> | działalność finansowa i ubezpieczeniowa <i>financial and insurance activities</i> | obsługa rynku nieruchomości ^Δ <i>real estate activities</i> | działalność profesjonalna, naukowa i techniczna <i>professional, scientific and technical activities</i> |
|---|--|--|--|--|---|---|
| 17 | 12 | 1 | 1 | 1 | — | 2 |
| 19 | 13 | — | 1 | 1 | — | 2 |
| 2 | 1 | -1 | — | — | — | — |
| 111,8 | 108,3 | x | 100,0 | 100,0 | x | 100,0 |
| 54 | 24 | 6 | 3 | 7 | 4 | 11 |
| 56 | 23 | 5 | 4 | 9 | 3 | 11 |
| 2 | -1 | -1 | 1 | 2 | -1 | — |
| 103,7 | 95,8 | 83,3 | 133,3 | 128,6 | 75,0 | 100,0 |
| 44 | 21 | 4 | — | 5 | — | 15 |
| 41 | 21 | 4 | — | 3 | — | 15 |
| -3 | — | — | — | -2 | — | — |
| 93,2 | 100,0 | 100,0 | x | 60,0 | x | 100,0 |
| 58 | 30 | 4 | 3 | 3 | — | 8 |
| 60 | 29 | 4 | 4 | 3 | — | 10 |
| 2 | -1 | — | 1 | — | — | 2 |
| 103,4 | 96,7 | 100,0 | 133,3 | 100,0 | x | 125,0 |
| 113 | 33 | 11 | 1 | 9 | 2 | 21 |
| 108 | 32 | 11 | 2 | 6 | 2 | 23 |
| -5 | -1 | — | 1 | -3 | — | 2 |
| 95,6 | 97,0 | 100,0 | 200,0 | 66,7 | 100,0 | 109,5 |
| 49 | 17 | 6 | 1 | — | 1 | 9 |
| 51 | 19 | 6 | 3 | 1 | 1 | 11 |
| 2 | 2 | — | 2 | 1 | — | 2 |
| 104,1 | 111,8 | 100,0 | 300,0 | x | 100,0 | 122,2 |
| 821 | 157 | 52 | 35 | 67 | 41 | 103 |
| 839 | 163 | 51 | 37 | 65 | 38 | 114 |
| 18 | 6 | -1 | 2 | -2 | -3 | 11 |
| 102,2 | 103,8 | 98,1 | 105,7 | 97,0 | 92,7 | 110,7 |
| 471 | 66 | 35 | 26 | 47 | 37 | 70 |
| 474 | 65 | 35 | 27 | 47 | 35 | 72 |
| 3 | -1 | — | 1 | — | -2 | 2 |
| 100,6 | 98,5 | 100,0 | 103,8 | 100,0 | 94,6 | 102,9 |

| administracja publiczna i obrona narodowa; obowiązkowe zabezpieczenia społeczne <i>public administration and defence; compulsory social security</i> | edukacja <i>education</i> | opieka zdrowotna i pomoc społeczna <i>human health and social work activities</i> | działalność związana z kulturą, rozrywką i rekreacją <i>arts, entertainment and recreation</i> | pozostała działalność usługowa <i>other service activities</i> | Lp. No. |
|---|------------------------------|--|---|---|------------|
| 3 | 14 | 4 | 3 | 5 | 1 |
| 4 | 14 | 4 | 3 | 7 | 2 |
| 1 | – | – | – | 2 | 3 |
| 133,3 | 100,0 | 100,0 | 100,0 | 140,0 | 4 |
| 2 | 15 | 11 | 10 | 17 | 5 |
| 2 | 15 | 11 | 10 | 17 | 6 |
| – | – | – | – | – | 7 |
| 100,0 | 100,0 | 100,0 | 100,0 | 100,0 | 8 |
| 11 | 12 | 11 | 4 | 13 | 9 |
| 13 | 12 | 10 | 4 | 15 | 10 |
| 2 | – | -1 | – | 2 | 11 |
| 118,2 | 100,0 | 90,9 | 100,0 | 115,4 | 12 |
| 5 | 10 | 10 | 6 | 13 | 13 |
| 7 | 10 | 9 | 7 | 14 | 14 |
| 2 | – | -1 | 1 | 1 | 15 |
| 140,0 | 100,0 | 90,0 | 116,7 | 107,7 | 16 |
| 12 | 8 | 19 | 15 | 21 | 17 |
| 14 | 8 | 18 | 15 | 25 | 18 |
| 2 | – | -1 | – | 4 | 19 |
| 116,7 | 100,0 | 94,7 | 100,0 | 119,0 | 20 |
| 8 | 14 | 9 | 10 | 14 | 21 |
| 8 | 14 | 9 | 9 | 14 | 22 |
| – | – | – | -1 | – | 23 |
| 100,0 | 100,0 | 100,0 | 90,0 | 100,0 | 24 |
| 50 | 45 | 101 | 101 | 173 | 25 |
| 58 | 45 | 96 | 109 | 193 | 26 |
| 8 | – | -5 | 8 | 20 | 27 |
| 116,0 | 100,0 | 95,0 | 107,9 | 111,6 | 28 |
| 31 | 16 | 61 | 78 | 112 | 29 |
| 34 | 16 | 58 | 81 | 125 | 30 |
| 3 | – | -3 | 3 | 13 | 31 |
| 109,7 | 100,0 | 95,1 | 103,8 | 111,6 | 32 |

TABL. 3. **PODMIOTY GOSPODARKI NARODOWEJ WEDŁUG SEKCJI POLSKIEJ KLASYFIKACJI**
ENTITIES OF THE NATIONAL ECONOMY BY SECTIONS OF THE POLISH CLASSIFICATION

| Lp. No. | WYSZCZEGÓLNIENIE SPECIFICATION a – 31 XII 2013 b – 31 XII 2014 c – przyrost/spadek increase/decrease d – 2013 = 100 | Ogółem Grand total | W tym Of which | | | |
|------------------------------------|---|-----------------------|--|-------------------|---|-----------------------------|
| | | | rolnictwo, leśnictwo, łowiectwo i rybactwo agriculture, forestry and fishing | przemysł industry | | budownictwo construction |
| | | | | razem total | w tym przetwórstwo przemysłowe of which manufacturing | |
| Powiat szydlowiecki (dok.) | | | | | | |
| Powiat szydlowiecki (cont.) | | | | | | |
| 1 | Gm. w. Chlewiska | 301 | 8 | 62 | 58 | 49 |
| 2 | | 319 | 7 | 63 | 59 | 57 |
| 3 | | 18 | -1 | 1 | 1 | 8 |
| 4 | | 106,0 | 87,5 | 101,6 | 101,7 | 116,3 |
| 5 | Gm. w. Jastrzęb | 300 | 12 | 71 | 47 | 49 |
| 6 | | 319 | 9 | 74 | 47 | 53 |
| 7 | | 19 | -3 | 3 | – | 4 |
| 8 | | 106,3 | 75,0 | 104,2 | 100,0 | 108,2 |
| 9 | Gm. w. Mirów | 238 | 8 | 65 | 20 | 50 |
| 10 | | 249 | 2 | 76 | 26 | 55 |
| 11 | | 11 | -6 | 11 | 6 | 5 |
| 12 | | 104,6 | 25,0 | 116,9 | 130,0 | 110,0 |
| 13 | Gm. w. Orońsko | 405 | 20 | 55 | 53 | 68 |
| 14 | | 411 | 9 | 61 | 57 | 64 |
| 15 | | 6 | -11 | 6 | 4 | -4 |
| 16 | | 101,5 | 45,0 | 110,9 | 107,5 | 94,1 |
| 17 | Powiat/Powiat warszawski | 17226 | 170 | 1924 | 1786 | 1621 |
| 18 | zachodni | 17672 | 121 | 1914 | 1782 | 1590 |
| 19 | | 446 | -49 | -10 | -4 | -31 |
| 20 | | 102,6 | 71,2 | 99,5 | 99,8 | 98,1 |
| 21 | Gm. m-w. Błonie | 2535 | 39 | 235 | 226 | 256 |
| 22 | | 2600 | 27 | 234 | 225 | 251 |
| 23 | | 65 | -12 | -1 | -1 | -5 |
| 24 | | 102,6 | 69,2 | 99,6 | 99,6 | 98,0 |
| 25 | Gm. m-w. Łomianki | 5362 | 32 | 683 | 635 | 447 |
| 26 | | 5466 | 25 | 681 | 636 | 431 |
| 27 | | 104 | -7 | -2 | 1 | -16 |
| 28 | | 101,9 | 78,1 | 99,7 | 100,2 | 96,4 |
| 29 | Gm. m-w. Ożarów Mazowiecki | 3101 | 35 | 310 | 285 | 292 |
| 30 | | 3207 | 29 | 322 | 295 | 284 |
| 31 | | 106 | -6 | 12 | 10 | -8 |
| 32 | | 103,4 | 82,9 | 103,9 | 103,5 | 97,3 |

DZIAŁALNOŚCI ORAZ POWIATÓW I GMIN (cd.)
OF ACTIVITIES AND POWIATS AND GMINAS

| handel; naprawa pojazdów samochodowych ^Δ <i>trade; repair of motor vehicles^Δ</i> | transport i gospodarka magazynowa <i>transportation and storage</i> | zakwaterowanie i gastronomia ^Δ <i>accommodation and catering^Δ</i> | informacja i komunikacja <i>information and communication</i> | działalność finansowa i ubezpieczeniowa <i>financial and insurance activities</i> | obsługa rynku nieruchomości ^Δ <i>real estate activities</i> | działalność profesjonalna, naukowa i techniczna <i>professional, scientific and technical activities</i> |
|---|--|--|--|--|---|---|
| 84 | 25 | 6 | 3 | 3 | 1 | 5 |
| 91 | 29 | 5 | 4 | 2 | 1 | 5 |
| 7 | 4 | -1 | 1 | -1 | - | - |
| 108,3 | 116,0 | 83,3 | 133,3 | 66,7 | 100,0 | 100,0 |
| 80 | 12 | 3 | 1 | 8 | 1 | 13 |
| 82 | 14 | 4 | 2 | 8 | 1 | 16 |
| 2 | 2 | 1 | 1 | - | - | 3 |
| 102,5 | 116,7 | 133,3 | 200,0 | 100,0 | 100,0 | 123,1 |
| 59 | 10 | - | 2 | 2 | - | 3 |
| 58 | 7 | 1 | 1 | 2 | - | 4 |
| -1 | -3 | 1 | -1 | - | - | 1 |
| 98,3 | 70,0 | x | 50,0 | 100,0 | x | 133,3 |
| 127 | 44 | 8 | 3 | 7 | 2 | 12 |
| 134 | 48 | 6 | 3 | 6 | 1 | 17 |
| 7 | 4 | -2 | - | -1 | -1 | 5 |
| 105,5 | 109,1 | 75,0 | 100,0 | 85,7 | 50,0 | 141,7 |
| 5043 | 1227 | 502 | 722 | 440 | 513 | 2031 |
| 5116 | 1238 | 502 | 772 | 451 | 548 | 2184 |
| 73 | 11 | - | 50 | 11 | 35 | 153 |
| 101,4 | 100,9 | 100,0 | 106,9 | 102,5 | 106,8 | 107,5 |
| 829 | 269 | 58 | 77 | 58 | 43 | 216 |
| 838 | 284 | 58 | 84 | 56 | 47 | 240 |
| 9 | 15 | - | 7 | -2 | 4 | 24 |
| 101,1 | 105,6 | 100,0 | 109,1 | 96,6 | 109,3 | 111,1 |
| 1525 | 239 | 138 | 264 | 138 | 182 | 744 |
| 1521 | 234 | 136 | 274 | 139 | 204 | 798 |
| -4 | -5 | -2 | 10 | 1 | 22 | 54 |
| 99,7 | 97,9 | 98,6 | 103,8 | 100,7 | 112,1 | 107,3 |
| 1003 | 245 | 131 | 102 | 85 | 114 | 285 |
| 1014 | 260 | 138 | 115 | 89 | 114 | 293 |
| 11 | 15 | 7 | 13 | 4 | - | 8 |
| 101,1 | 106,1 | 105,3 | 112,7 | 104,7 | 100,0 | 102,8 |

| administracja publiczna i obrona narodowa; obowiązkowe zabezpieczenia społeczne <i>public administration and defence; compulsory social security</i> | edukacja <i>education</i> | opieka zdrowotna i pomoc społeczna <i>human health and social work activities</i> | działalność związana z kulturą, rozrywką i rekreacją <i>arts, entertainment and recreation</i> | pozostała działalność usługowa <i>other service activities</i> | Lp. No. | |
|---|------------------------------|--|---|---|--------------|----|
| 6 | 8 | 9 | 7 | 8 | 17 | 1 |
| 6 | 8 | 8 | 7 | 8 | 18 | 2 |
| - | - | -1 | - | - | 1 | 3 |
| 100,0 | 100,0 | 88,9 | 100,0 | 100,0 | 105,9 | 4 |
| 4 | 6 | 12 | 5 | 6 | 17 | 5 |
| 6 | 6 | 12 | 8 | 4 | 20 | 6 |
| 2 | - | - | 3 | -2 | 3 | 7 |
| 150,0 | 100,0 | 100,0 | 160,0 | 66,7 | 117,6 | 8 |
| 4 | 6 | 8 | 5 | 8 | 8 | 9 |
| 6 | 6 | 7 | 5 | 8 | 11 | 10 |
| 2 | - | -1 | - | - | 3 | 11 |
| 150,0 | 100,0 | 87,5 | 100,0 | 100,0 | 137,5 | 12 |
| 5 | 9 | 11 | 6 | 9 | 19 | 13 |
| 6 | 9 | 11 | 8 | 9 | 19 | 14 |
| 1 | - | - | 2 | - | - | 15 |
| 120,0 | 100,0 | 100,0 | 133,3 | 100,0 | 100,0 | 16 |
| 542 | 47 | 569 | 710 | 256 | 908 | 17 |
| 583 | 46 | 601 | 750 | 271 | 984 | 18 |
| 41 | -1 | 32 | 40 | 15 | 76 | 19 |
| 107,6 | 97,9 | 105,6 | 105,6 | 105,9 | 108,4 | 20 |
| 88 | 7 | 86 | 78 | 35 | 161 | 21 |
| 85 | 7 | 93 | 85 | 34 | 177 | 22 |
| -3 | - | 7 | 7 | -1 | 16 | 23 |
| 96,6 | 100,0 | 108,1 | 109,0 | 97,1 | 109,9 | 24 |
| 155 | 4 | 197 | 242 | 97 | 275 | 25 |
| 169 | 4 | 205 | 251 | 102 | 292 | 26 |
| 14 | - | 8 | 9 | 5 | 17 | 27 |
| 109,0 | 100,0 | 104,1 | 103,7 | 105,2 | 106,2 | 28 |
| 116 | 12 | 81 | 91 | 27 | 172 | 29 |
| 132 | 11 | 93 | 99 | 28 | 186 | 30 |
| 16 | -1 | 12 | 8 | 1 | 14 | 31 |
| 113,8 | 91,7 | 114,8 | 108,8 | 103,7 | 108,1 | 32 |

TABL. 3. **PODMIOTY GOSPODARKI NARODOWEJ WEDŁUG SEKCJI POLSKIEJ KLASYFIKACJI**
ENTITIES OF THE NATIONAL ECONOMY BY SECTIONS OF THE POLISH CLASSIFICATION

| Lp. No. | WYSZCZEGÓLNIENIE SPECIFICATION a – 31 XII 2013 b – 31 XII 2014 c – przyrost/spadek increase/decrease d – 2013 = 100 | Ogółem Grand total | W tym Of which | | | |
|------------|---|-----------------------|--|-------------------|---|-----------------------------|
| | | | rolnictwo, leśnictwo, łowiectwo i rybactwo agriculture, forestry and fishing | przemysł industry | | budownictwo construction |
| | | | | razem total | w tym przetwórstwo przemysłowe of which manufacturing | |
| | Powiat warszawski zachodni (dok.) | | | | | |
| | Powiat warszawski zachodni (cont.) | | | | | |
| 1 | Gm. w. Izabelin a | 1747 | 8 | 196 | 178 | 147 |
| 2 | b | 1831 | 8 | 197 | 179 | 146 |
| 3 | c | 84 | – | 1 | 1 | -1 |
| 4 | d | 104,8 | 100,0 | 100,5 | 100,6 | 99,3 |
| 5 | Gm. w. Kampinos a | 420 | 7 | 57 | 50 | 69 |
| 6 | b | 418 | 2 | 54 | 47 | 64 |
| 7 | c | -2 | -5 | -3 | -3 | -5 |
| 8 | d | 99,5 | 28,6 | 94,7 | 94,0 | 92,8 |
| 9 | Gm. w. Leszno a | 1080 | 15 | 99 | 91 | 127 |
| 10 | b | 1114 | 11 | 93 | 87 | 134 |
| 11 | c | 34 | -4 | -6 | -4 | 7 |
| 12 | d | 103,1 | 73,3 | 93,9 | 95,6 | 105,5 |
| 13 | Gm. w. Stare Babice a | 2981 | 34 | 344 | 321 | 283 |
| 14 | b | 3036 | 19 | 333 | 313 | 280 |
| 15 | c | 55 | -15 | -11 | -8 | -3 |
| 16 | d | 101,8 | 55,9 | 96,8 | 97,5 | 98,9 |
| 17 | Powiat węgrowski a | 4707 | 258 | 519 | 497 | 795 |
| 18 | Powiat węgrowski b | 4694 | 230 | 527 | 503 | 760 |
| 19 | c | -13 | -28 | 8 | 6 | -35 |
| 20 | d | 99,7 | 89,1 | 101,5 | 101,2 | 95,6 |
| 21 | M. Węgrów a | 1455 | 23 | 161 | 155 | 145 |
| 22 | b | 1422 | 16 | 162 | 156 | 135 |
| 23 | c | -33 | -7 | 1 | 1 | -10 |
| 24 | d | 97,7 | 69,6 | 100,6 | 100,6 | 93,1 |
| 25 | Gm. m-w. Łochów a | 1362 | 60 | 147 | 142 | 276 |
| 26 | b | 1315 | 44 | 148 | 143 | 252 |
| 27 | c | -47 | -16 | 1 | 1 | -24 |
| 28 | d | 96,5 | 73,3 | 100,7 | 100,7 | 91,3 |
| 29 | Gm. w. Grębków a | 226 | 32 | 18 | 15 | 34 |
| 30 | b | 234 | 33 | 16 | 13 | 35 |
| 31 | c | 8 | 1 | -2 | -2 | 1 |
| 32 | d | 103,5 | 103,1 | 88,9 | 86,7 | 102,9 |

DZIAŁALNOŚCI ORAZ POWIATÓW I GMIN (cd.)
OF ACTIVITIES AND POWIATS AND GMINAS

| handel; naprawa pojazdów samochodowych ^Δ <i>trade; repair of motor vehicles^Δ</i> | transport i gospodarka magazynowa <i>transportation and storage</i> | zakwaterowanie i gastronomia ^Δ <i>accommodation and catering^Δ</i> | informacja i komunikacja <i>information and communication</i> | działalność finansowa i ubezpieczeniowa <i>financial and insurance activities</i> | obsługa rynku nieruchomości ^Δ <i>real estate activities</i> | działalność profesjonalna, naukowa i techniczna <i>professional, scientific and technical activities</i> |
|---|--|--|--|--|---|---|
| 470 | 109 | 37 | 83 | 53 | 51 | 248 |
| 482 | 108 | 34 | 86 | 60 | 51 | 280 |
| 12 | -1 | -3 | 3 | 7 | - | 32 |
| 102,6 | 99,1 | 91,9 | 103,6 | 113,2 | 100,0 | 112,9 |
| 110 | 42 | 10 | 12 | 7 | 3 | 30 |
| 108 | 42 | 11 | 11 | 8 | 3 | 32 |
| -2 | - | 1 | -1 | 1 | - | 2 |
| 98,2 | 100,0 | 110,0 | 91,7 | 114,3 | 100,0 | 106,7 |
| 292 | 125 | 24 | 41 | 22 | 34 | 113 |
| 298 | 117 | 27 | 45 | 21 | 39 | 126 |
| 6 | -8 | 3 | 4 | -1 | 5 | 13 |
| 102,1 | 93,6 | 112,5 | 109,8 | 95,5 | 114,7 | 111,5 |
| 814 | 198 | 104 | 143 | 77 | 86 | 395 |
| 855 | 193 | 98 | 157 | 78 | 90 | 415 |
| 41 | -5 | -6 | 14 | 1 | 4 | 20 |
| 105,0 | 97,5 | 94,2 | 109,8 | 101,3 | 104,7 | 105,1 |
| 1303 | 257 | 64 | 67 | 106 | 57 | 269 |
| 1262 | 265 | 63 | 69 | 104 | 59 | 285 |
| -41 | 8 | -1 | 2 | -2 | 2 | 16 |
| 96,9 | 103,1 | 98,4 | 103,0 | 98,1 | 103,5 | 105,9 |
| 454 | 74 | 20 | 34 | 47 | 31 | 131 |
| 420 | 74 | 16 | 34 | 50 | 32 | 139 |
| -34 | - | -4 | - | 3 | 1 | 8 |
| 92,5 | 100,0 | 80,0 | 100,0 | 106,4 | 103,2 | 106,1 |
| 397 | 81 | 17 | 20 | 27 | 15 | 77 |
| 382 | 82 | 17 | 21 | 26 | 16 | 78 |
| -15 | 1 | - | 1 | -1 | 1 | 1 |
| 96,2 | 101,2 | 100,0 | 105,0 | 96,3 | 106,7 | 101,3 |
| 63 | 15 | 7 | 2 | 3 | 1 | 5 |
| 60 | 14 | 9 | 3 | 3 | 1 | 5 |
| -3 | -1 | 2 | 1 | - | - | - |
| 95,2 | 93,3 | 128,6 | 150,0 | 100,0 | 100,0 | 100,0 |

| administracja publiczna i obrona narodowa; obowiązkowe zabezpieczenia społeczne <i>public administration and defence; compulsory social security</i> | edukacja <i>education</i> | opieka zdrowotna i pomoc społeczna <i>human health and social work activities</i> | działalność związana z kulturą, rozrywką i rekreacją <i>arts, entertainment and recreation</i> | pozostała działalność usługowa <i>other service activities</i> | Lp. No. | |
|---|------------------------------|--|---|---|--------------|----|
| 65 | 5 | 60 | 91 | 27 | 97 | 1 |
| 74 | 5 | 58 | 102 | 28 | 112 | 2 |
| 9 | – | -2 | 11 | 1 | 15 | 3 |
| 113,8 | 100,0 | 96,7 | 112,1 | 103,7 | 115,5 | 4 |
| 11 | 8 | 11 | 12 | 10 | 21 | 5 |
| 11 | 8 | 13 | 11 | 10 | 30 | 6 |
| – | – | 2 | -1 | – | 9 | 7 |
| 100,0 | 100,0 | 118,2 | 91,7 | 100,0 | 142,9 | 8 |
| 28 | 7 | 43 | 29 | 27 | 54 | 9 |
| 28 | 7 | 50 | 34 | 31 | 53 | 10 |
| – | – | 7 | 5 | 4 | -1 | 11 |
| 100,0 | 100,0 | 116,3 | 117,2 | 114,8 | 98,1 | 12 |
| 79 | 4 | 91 | 167 | 33 | 128 | 13 |
| 84 | 4 | 89 | 168 | 38 | 134 | 14 |
| 5 | – | -2 | 1 | 5 | 6 | 15 |
| 106,3 | 100,0 | 97,8 | 100,6 | 115,2 | 104,7 | 16 |
| 127 | 110 | 171 | 201 | 94 | 309 | 17 |
| 143 | 111 | 173 | 202 | 93 | 348 | 18 |
| 16 | 1 | 2 | 1 | -1 | 39 | 19 |
| 112,6 | 100,9 | 101,2 | 100,5 | 98,9 | 112,6 | 20 |
| 34 | 15 | 55 | 109 | 34 | 88 | 21 |
| 37 | 16 | 55 | 105 | 31 | 100 | 22 |
| 3 | 1 | – | -4 | -3 | 12 | 23 |
| 108,8 | 106,7 | 100,0 | 96,3 | 91,2 | 113,6 | 24 |
| 35 | 12 | 42 | 38 | 20 | 98 | 25 |
| 42 | 12 | 42 | 35 | 18 | 100 | 26 |
| 7 | – | – | -3 | -2 | 2 | 27 |
| 120,0 | 100,0 | 100,0 | 92,1 | 90,0 | 102,0 | 28 |
| 4 | 13 | 7 | 5 | 3 | 14 | 29 |
| 6 | 13 | 7 | 6 | 5 | 18 | 30 |
| 2 | – | – | 1 | 2 | 4 | 31 |
| 150,0 | 100,0 | 100,0 | 120,0 | 166,7 | 128,6 | 32 |

TABL. 3. **PODMIOTY GOSPODARKI NARODOWEJ WEDŁUG SEKCJI POLSKIEJ KLASYFIKACJI**
ENTITIES OF THE NATIONAL ECONOMY BY SECTIONS OF THE POLISH CLASSIFICATION

| Lp. No. | WYSZCZEGÓLNIENIE SPECIFICATION a – 31 XII 2013 b – 31 XII 2014 c – przyrost/spadek increase/decrease d – 2013 = 100 | Ogółem Grand total | W tym Of which | | | | |
|---------------------------------|---|-----------------------|--|-------------------|---|-----------------------------|-------------|
| | | | rolnictwo, leśnictwo, łowiectwo i rybactwo agriculture, forestry and fishing | przemysł industry | | budownictwo construction | |
| | | | | razem total | w tym przetwórstwo przemysłowe of which manufacturing | | |
| Powiat węgrowski (dok.) | | | | | | | |
| Powiat węgrowski (cont.) | | | | | | | |
| 1 | Gm. w. Korytnica | a | 298 | 21 | 17 | 17 | 87 |
| 2 | | b | 298 | 19 | 17 | 17 | 83 |
| 3 | | c | – | -2 | – | – | -4 |
| 4 | | d | 100,0 | 90,5 | 100,0 | 100,0 | 95,4 |
| 5 | Gm. w. Liw | a | 422 | 31 | 48 | 45 | 76 |
| 6 | | b | 434 | 31 | 46 | 42 | 78 |
| 7 | | c | 12 | – | -2 | -3 | 2 |
| 8 | | d | 102,8 | 100,0 | 95,8 | 93,3 | 102,6 |
| 9 | Gm. w. Miedzna | a | 191 | 22 | 29 | 29 | 39 |
| 10 | | b | 205 | 16 | 32 | 32 | 40 |
| 11 | | c | 14 | -6 | 3 | 3 | 1 |
| 12 | | d | 107,3 | 72,7 | 110,3 | 110,3 | 102,6 |
| 13 | Gm. w. Sadowne | a | 311 | 20 | 51 | 49 | 59 |
| 14 | | b | 314 | 16 | 50 | 48 | 56 |
| 15 | | c | 3 | -4 | -1 | -1 | -3 |
| 16 | | d | 101,0 | 80,0 | 98,0 | 98,0 | 94,9 |
| 17 | Gm. w. Stoczek | a | 281 | 29 | 39 | 37 | 61 |
| 18 | | b | 284 | 26 | 43 | 41 | 60 |
| 19 | | c | 3 | -3 | 4 | 4 | -1 |
| 20 | | d | 101,1 | 89,7 | 110,3 | 110,8 | 98,4 |
| 21 | Gm. w. Wierzbno | a | 161 | 20 | 9 | 8 | 18 |
| 22 | | b | 188 | 29 | 13 | 11 | 21 |
| 23 | | c | 27 | 9 | 4 | 3 | 3 |
| 24 | | d | 116,8 | 145,0 | 144,4 | 137,5 | 116,7 |
| 25 | Powiat wołomiński | a | 27711 | 196 | 3146 | 2972 | 3635 |
| 26 | Powiat wołomiński | b | 28201 | 156 | 3168 | 2985 | 3622 |
| 27 | | c | 490 | -40 | 22 | 13 | -13 |
| 28 | | d | 101,8 | 79,6 | 100,7 | 100,4 | 99,6 |
| 29 | M. Kobyłka | a | 2958 | 10 | 438 | 411 | 416 |
| 30 | | b | 3038 | 8 | 436 | 408 | 409 |
| 31 | | c | 80 | -2 | -2 | -3 | -7 |
| 32 | | d | 102,7 | 80,0 | 99,5 | 99,3 | 98,3 |
| 33 | M. Marki | a | 3850 | 10 | 449 | 419 | 418 |
| 34 | | b | 3974 | 8 | 441 | 415 | 436 |
| 35 | | c | 124 | -2 | -8 | -4 | 18 |
| 36 | | d | 103,2 | 80,0 | 98,2 | 99,0 | 104,3 |

DZIAŁALNOŚCI ORAZ POWIATÓW I GMIN (cd.)
OF ACTIVITIES AND POWIATS AND GMINAS

| handel; naprawa pojazdów samochodowych ^Δ <i>trade; repair of motor vehicles^Δ</i> | transport i gospodarka magazynowa <i>transportation and storage</i> | zakwaterowanie i gastronomia ^Δ <i>accommodation and catering^Δ</i> | informacja i komunikacja <i>information and communication</i> | działalność finansowa i ubezpieczeniowa <i>financial and insurance activities</i> | obsługa rynku nieruchomości ^Δ <i>real estate activities</i> | działalność profesjonalna, naukowa i techniczna <i>professional, scientific and technical activities</i> |
|---|--|--|--|--|---|---|
| 70 | 14 | 4 | 2 | 5 | 1 | 12 |
| 67 | 16 | 5 | 2 | 4 | 1 | 12 |
| -3 | 2 | 1 | - | -1 | - | - |
| 95,7 | 114,3 | 125,0 | 100,0 | 80,0 | 100,0 | 100,0 |
| 118 | 18 | 7 | 1 | 9 | 2 | 18 |
| 111 | 24 | 8 | 2 | 9 | 2 | 18 |
| -7 | 6 | 1 | 1 | - | - | - |
| 94,1 | 133,3 | 114,3 | 200,0 | 100,0 | 100,0 | 100,0 |
| 30 | 10 | 1 | 3 | - | 2 | 5 |
| 35 | 11 | 1 | 2 | 2 | 3 | 6 |
| 5 | 1 | - | -1 | 2 | 1 | 1 |
| 116,7 | 110,0 | 100,0 | 66,7 | x | 150,0 | 120,0 |
| 65 | 10 | 4 | 1 | 5 | 3 | 8 |
| 76 | 10 | 4 | - | 4 | 1 | 10 |
| 11 | - | - | -1 | -1 | -2 | 2 |
| 116,9 | 100,0 | 100,0 | x | 80,0 | 33,3 | 125,0 |
| 67 | 12 | 3 | 2 | 5 | 2 | 7 |
| 66 | 9 | 3 | 2 | 2 | 3 | 11 |
| -1 | -3 | - | - | -3 | 1 | 4 |
| 98,5 | 75,0 | 100,0 | 100,0 | 40,0 | 150,0 | 157,1 |
| 39 | 23 | 1 | 2 | 5 | - | 6 |
| 45 | 25 | - | 3 | 4 | - | 6 |
| 6 | 2 | -1 | 1 | -1 | - | - |
| 115,4 | 108,7 | x | 150,0 | 80,0 | x | 100,0 |
| 7961 | 2148 | 716 | 920 | 825 | 797 | 2358 |
| 7991 | 2145 | 716 | 978 | 830 | 835 | 2505 |
| 30 | -3 | - | 58 | 5 | 38 | 147 |
| 100,4 | 99,9 | 100,0 | 106,3 | 100,6 | 104,8 | 106,2 |
| 798 | 230 | 81 | 79 | 69 | 62 | 269 |
| 802 | 235 | 84 | 90 | 71 | 75 | 282 |
| 4 | 5 | 3 | 11 | 2 | 13 | 13 |
| 100,5 | 102,2 | 103,7 | 113,9 | 102,9 | 121,0 | 104,8 |
| 1083 | 244 | 104 | 152 | 131 | 117 | 423 |
| 1110 | 239 | 93 | 164 | 133 | 125 | 446 |
| 27 | -5 | -11 | 12 | 2 | 8 | 23 |
| 102,5 | 98,0 | 89,4 | 107,9 | 101,5 | 106,8 | 105,4 |

| administrowanie i działalność wspierająca ^A <i>administrative and support service activities</i> | administracja publiczna i obrona narodowa; obowiązkowe zabezpieczenia społeczne <i>public administration and defence; compulsory social security</i> | edukacja <i>education</i> | opieka zdrowotna i pomoc społeczna <i>human health and social work activities</i> | działalność związana z kulturą, rozrywką i rekreacją <i>arts, entertainment and recreation</i> | pozostała działalność usługowa <i>other service activities</i> | Lp. No. |
|--|---|------------------------------|--|---|---|---------|
| 11 | 17 | 9 | 7 | 4 | 17 | 1 |
| 14 | 17 | 9 | 8 | 5 | 19 | 2 |
| 3 | – | – | 1 | 1 | 2 | 3 |
| 127,3 | 100,0 | 100,0 | 114,3 | 125,0 | 111,8 | 4 |
| 12 | 16 | 18 | 12 | 8 | 28 | 5 |
| 11 | 16 | 20 | 16 | 8 | 34 | 6 |
| -1 | – | 2 | 4 | – | 6 | 7 |
| 91,7 | 100,0 | 111,1 | 133,3 | 100,0 | 121,4 | 8 |
| 6 | 13 | 4 | 10 | 5 | 12 | 9 |
| 8 | 13 | 4 | 12 | 5 | 15 | 10 |
| 2 | – | – | 2 | – | 3 | 11 |
| 133,3 | 100,0 | 100,0 | 120,0 | 100,0 | 125,0 | 12 |
| 14 | 9 | 16 | 8 | 14 | 24 | 13 |
| 14 | 9 | 15 | 9 | 13 | 27 | 14 |
| – | – | -1 | 1 | -1 | 3 | 15 |
| 100,0 | 100,0 | 93,8 | 112,5 | 92,9 | 112,5 | 16 |
| 9 | 7 | 10 | 7 | 3 | 18 | 17 |
| 9 | 7 | 11 | 6 | 5 | 21 | 18 |
| – | – | 1 | -1 | 2 | 3 | 19 |
| 100,0 | 100,0 | 110,0 | 85,7 | 166,7 | 116,7 | 20 |
| 2 | 8 | 10 | 5 | 3 | 10 | 21 |
| 2 | 8 | 10 | 5 | 3 | 14 | 22 |
| – | – | – | – | – | 4 | 23 |
| 100,0 | 100,0 | 100,0 | 100,0 | 100,0 | 140,0 | 24 |
| 1091 | 85 | 927 | 989 | 352 | 1565 | 25 |
| 1118 | 85 | 988 | 1050 | 359 | 1655 | 26 |
| 27 | – | 61 | 61 | 7 | 90 | 27 |
| 102,5 | 100,0 | 106,6 | 106,2 | 102,0 | 105,8 | 28 |
| 110 | 4 | 81 | 108 | 38 | 165 | 29 |
| 107 | 4 | 92 | 120 | 41 | 182 | 30 |
| -3 | – | 11 | 12 | 3 | 17 | 31 |
| 97,3 | 100,0 | 113,6 | 111,1 | 107,9 | 110,3 | 32 |
| 151 | 4 | 138 | 160 | 53 | 213 | 33 |
| 161 | 4 | 163 | 173 | 51 | 227 | 34 |
| 10 | – | 25 | 13 | -2 | 14 | 35 |
| 106,6 | 100,0 | 118,1 | 108,1 | 96,2 | 106,6 | 36 |

TABL. 3. **PODMIOTY GOSPODARKI NARODOWEJ WEDŁUG SEKCJI POLSKIEJ KLASYFIKACJI**
ENTITIES OF THE NATIONAL ECONOMY BY SECTIONS OF THE POLISH CLASSIFICATION

| Lp. No. | WYSZCZEGÓLNIENIE SPECIFICATION a – 31 XII 2013 b – 31 XII 2014 c – przyrost/spadek increase/decrease d – 2013 = 100 | Ogółem Grand total | W tym Of which | | | |
|----------------------------------|---|-----------------------|--|-------------------|---|-----------------------------|
| | | | rolnictwo, leśnictwo, łowiectwo i rybactwo agriculture, forestry and fishing | przemysł industry | | budownictwo construction |
| | | | | razem total | w tym przetwórstwo przemysłowe of which manufacturing | |
| Powiat wołomiński (cd.) | | | | | | |
| Powiat wołomiński (cont.) | | | | | | |
| 1 | M. Ząbki | 5051 | 16 | 446 | 430 | 585 |
| 2 | | 5184 | 14 | 450 | 435 | 596 |
| 3 | | 133 | -2 | 4 | 5 | 11 |
| 4 | | 102,6 | 87,5 | 100,9 | 101,2 | 101,9 |
| 5 | M. Zielonka | 2753 | 7 | 348 | 339 | 326 |
| 6 | | 2755 | 6 | 356 | 345 | 324 |
| 7 | | 2 | -1 | 8 | 6 | -2 |
| 8 | | 100,1 | 85,7 | 102,3 | 101,8 | 99,4 |
| 9 | Gm. m-w. Radzymin | 2808 | 33 | 356 | 329 | 354 |
| 10 | | 2887 | 24 | 365 | 334 | 359 |
| 11 | | 79 | -9 | 9 | 5 | 5 |
| 12 | | 102,8 | 72,7 | 102,5 | 101,5 | 101,4 |
| 13 | Gm. m-w. Tłuszcz | 1378 | 17 | 129 | 120 | 262 |
| 14 | | 1402 | 12 | 126 | 115 | 251 |
| 15 | | 24 | -5 | -3 | -5 | -11 |
| 16 | | 101,7 | 70,6 | 97,7 | 95,8 | 95,8 |
| 17 | Gm. m-w. Wołomin | 6579 | 32 | 706 | 668 | 885 |
| 18 | | 6569 | 29 | 709 | 667 | 851 |
| 19 | | -10 | -3 | 3 | -1 | -34 |
| 20 | | 99,8 | 90,6 | 100,4 | 99,9 | 96,2 |
| 21 | Gm. w. Dąbrówka | 630 | 28 | 77 | 73 | 94 |
| 22 | | 648 | 20 | 82 | 77 | 96 |
| 23 | | 18 | -8 | 5 | 4 | 2 |
| 24 | | 102,9 | 71,4 | 106,5 | 105,5 | 102,1 |
| 25 | Gm. w. Jadów | 475 | 8 | 49 | 49 | 101 |
| 26 | | 484 | 7 | 52 | 52 | 98 |
| 27 | | 9 | -1 | 3 | 3 | -3 |
| 28 | | 101,9 | 87,5 | 106,1 | 106,1 | 97,0 |
| 29 | Gm. w. Klembów | 707 | 19 | 64 | 55 | 116 |
| 30 | | 726 | 14 | 68 | 59 | 118 |
| 31 | | 19 | -5 | 4 | 4 | 2 |
| 32 | | 102,7 | 73,7 | 106,3 | 107,3 | 101,7 |

DZIAŁALNOŚCI ORAZ POWIATÓW I GMIN (cd.)
OF ACTIVITIES AND POWIATS AND GMINAS

| handel; naprawa pojazdów samochodowych ^Δ <i>trade; repair of motor vehicles^Δ</i> | transport i gospodarka magazynowa <i>transportation and storage</i> | zakwaterowanie i gastronomia ^Δ <i>accommodation and catering^Δ</i> | informacja i komunikacja <i>information and communication</i> | działalność finansowa i ubezpieczeniowa <i>financial and insurance activities</i> | obsługa rynku nieruchomości ^Δ <i>real estate activities</i> | działalność profesjonalna, naukowa i techniczna <i>professional, scientific and technical activities</i> |
|---|--|--|--|--|---|---|
| 1432 | 401 | 148 | 229 | 173 | 267 | 488 |
| 1436 | 409 | 151 | 242 | 175 | 278 | 530 |
| 4 | 8 | 3 | 13 | 2 | 11 | 42 |
| 100,3 | 102,0 | 102,0 | 105,7 | 101,2 | 104,1 | 108,6 |
| 737 | 168 | 73 | 117 | 73 | 125 | 270 |
| 708 | 162 | 85 | 122 | 71 | 128 | 272 |
| -29 | -6 | 12 | 5 | -2 | 3 | 2 |
| 96,1 | 96,4 | 116,4 | 104,3 | 97,3 | 102,4 | 100,7 |
| 830 | 248 | 70 | 89 | 75 | 49 | 224 |
| 858 | 243 | 71 | 86 | 73 | 45 | 248 |
| 28 | -5 | 1 | -3 | -2 | -4 | 24 |
| 103,4 | 98,0 | 101,4 | 96,6 | 97,3 | 91,8 | 110,7 |
| 381 | 127 | 30 | 17 | 55 | 10 | 66 |
| 382 | 129 | 29 | 24 | 56 | 11 | 79 |
| 1 | 2 | -1 | 7 | 1 | 1 | 13 |
| 100,3 | 101,6 | 96,7 | 141,2 | 101,8 | 110,0 | 119,7 |
| 2040 | 530 | 152 | 203 | 197 | 150 | 496 |
| 2021 | 518 | 142 | 209 | 200 | 156 | 519 |
| -19 | -12 | -10 | 6 | 3 | 6 | 23 |
| 99,1 | 97,7 | 93,4 | 103,0 | 101,5 | 104,0 | 104,6 |
| 175 | 64 | 13 | 9 | 18 | 6 | 44 |
| 184 | 72 | 15 | 11 | 20 | 5 | 41 |
| 9 | 8 | 2 | 2 | 2 | -1 | -3 |
| 105,1 | 112,5 | 115,4 | 122,2 | 111,1 | 83,3 | 93,2 |
| 135 | 19 | 18 | 8 | 16 | - | 18 |
| 138 | 19 | 20 | 9 | 15 | - | 19 |
| 3 | - | 2 | 1 | -1 | - | 1 |
| 102,2 | 100,0 | 111,1 | 112,5 | 93,8 | x | 105,6 |
| 209 | 63 | 18 | 13 | 10 | 6 | 47 |
| 209 | 64 | 18 | 16 | 10 | 6 | 55 |
| - | 1 | - | 3 | - | - | 8 |
| 100,0 | 101,6 | 100,0 | 123,1 | 100,0 | 100,0 | 117,0 |

| administrowanie i działalność wspierająca ^A <i>administrative and support service activities</i> | administracja publiczna i obrona narodowa; obowiązkowe zabezpieczenia społeczne <i>public administration and defence; compulsory social security</i> | edukacja <i>education</i> | opieka zdrowotna i pomoc społeczna <i>human health and social work activities</i> | działalność związana z kulturą, rozrywką i rekreacją <i>arts, entertainment and recreation</i> | pozostała działalność usługowa <i>other service activities</i> | Lp. No. |
|--|---|------------------------------|--|---|---|---------|
| 206 | 4 | 143 | 197 | 59 | 257 | 1 |
| 206 | 4 | 148 | 210 | 58 | 277 | 2 |
| - | - | 5 | 13 | -1 | 20 | 3 |
| 100,0 | 100,0 | 103,5 | 106,6 | 98,3 | 107,8 | 4 |
| 103 | 3 | 97 | 107 | 37 | 162 | 5 |
| 103 | 3 | 98 | 114 | 39 | 164 | 6 |
| - | - | 1 | 7 | 2 | 2 | 7 |
| 100,0 | 100,0 | 101,0 | 106,5 | 105,4 | 101,2 | 8 |
| 123 | 7 | 97 | 74 | 38 | 141 | 9 |
| 128 | 7 | 107 | 82 | 38 | 153 | 10 |
| 5 | - | 10 | 8 | - | 12 | 11 |
| 104,1 | 100,0 | 110,3 | 110,8 | 100,0 | 108,5 | 12 |
| 54 | 8 | 53 | 38 | 21 | 110 | 13 |
| 63 | 8 | 55 | 37 | 21 | 119 | 14 |
| 9 | - | 2 | -1 | - | 9 | 15 |
| 116,7 | 100,0 | 103,8 | 97,4 | 100,0 | 108,2 | 16 |
| 247 | 19 | 228 | 248 | 79 | 367 | 17 |
| 240 | 19 | 239 | 257 | 80 | 380 | 18 |
| -7 | - | 11 | 9 | 1 | 13 | 19 |
| 97,2 | 100,0 | 104,8 | 103,6 | 101,3 | 103,5 | 20 |
| 25 | 10 | 17 | 10 | 4 | 36 | 21 |
| 29 | 10 | 14 | 10 | 6 | 33 | 22 |
| 4 | - | -3 | - | 2 | -3 | 23 |
| 116,0 | 100,0 | 82,4 | 100,0 | 150,0 | 91,7 | 24 |
| 17 | 6 | 15 | 17 | 10 | 38 | 25 |
| 17 | 6 | 15 | 16 | 11 | 42 | 26 |
| - | - | - | -1 | 1 | 4 | 27 |
| 100,0 | 100,0 | 100,0 | 94,1 | 110,0 | 110,5 | 28 |
| 34 | 7 | 29 | 18 | 8 | 46 | 29 |
| 39 | 7 | 28 | 19 | 9 | 46 | 30 |
| 5 | - | -1 | 1 | 1 | - | 31 |
| 114,7 | 100,0 | 96,6 | 105,6 | 112,5 | 100,0 | 32 |

TABL. 3. **PODMIOTY GOSPODARKI NARODOWEJ WEDŁUG SEKCJI POLSKIEJ KLASYFIKACJI**
ENTITIES OF THE NATIONAL ECONOMY BY SECTIONS OF THE POLISH CLASSIFICATION

| Lp. No. | WYSZCZEGÓLNIENIE SPECIFICATION a – 31 XII 2013 b – 31 XII 2014 c – przyrost/spadek increase/decrease d – 2013 = 100 | Ogółem Grand total | W tym Of which | | | |
|------------|---|-----------------------|--|-------------------|---|-----------------------------|
| | | | rolnictwo, leśnictwo, łowiectwo i rybactwo agriculture, forestry and fishing | przemysł industry | | budownictwo construction |
| | | | | razem total | w tym przetwórstwo przemysłowe of which manufacturing | |
| | Powiat wołomiński (dok.) | | | | | |
| | Powiat wołomiński (cont.) | | | | | |
| 1 | Gm. w. Poświętne | 397 | 11 | 79 | 74 | 47 |
| 2 | | 399 | 7 | 76 | 71 | 49 |
| 3 | | 2 | -4 | -3 | -3 | 2 |
| 4 | | 100,5 | 63,6 | 96,2 | 95,9 | 104,3 |
| 5 | Gm. w. Strachówka | 125 | 5 | 5 | 5 | 31 |
| 6 | | 135 | 7 | 7 | 7 | 35 |
| 7 | | 10 | 2 | 2 | 2 | 4 |
| 8 | | 108,0 | 140,0 | 140,0 | 140,0 | 112,9 |
| 9 | Powiat wyszkowski | 6098 | 266 | 541 | 499 | 1055 |
| 10 | Powiat wyszkowski | 6261 | 121 | 576 | 530 | 1102 |
| 11 | | 163 | -145 | 35 | 31 | 47 |
| 12 | | 102,7 | 45,5 | 106,5 | 106,2 | 104,5 |
| 13 | Gm. m-w. Wyszków | 3979 | 63 | 351 | 324 | 662 |
| 14 | | 4085 | 26 | 360 | 333 | 676 |
| 15 | | 106 | -37 | 9 | 9 | 14 |
| 16 | | 102,7 | 41,3 | 102,6 | 102,8 | 102,1 |
| 17 | Gm. w. Brańszczyk | 509 | 54 | 41 | 39 | 82 |
| 18 | | 522 | 24 | 46 | 45 | 91 |
| 19 | | 13 | -30 | 5 | 6 | 9 |
| 20 | | 102,6 | 44,4 | 112,2 | 115,4 | 111,0 |
| 21 | Gm. w. Długosiodło | 438 | 28 | 45 | 43 | 98 |
| 22 | | 438 | 14 | 54 | 52 | 99 |
| 23 | | - | -14 | 9 | 9 | 1 |
| 24 | | 100,0 | 50,0 | 120,0 | 120,9 | 101,0 |
| 25 | Gm. w. Rząśnik | 430 | 56 | 35 | 34 | 100 |
| 26 | | 436 | 33 | 39 | 36 | 103 |
| 27 | | 6 | -23 | 4 | 2 | 3 |
| 28 | | 101,4 | 58,9 | 111,4 | 105,9 | 103,0 |
| 29 | Gm. w. Somianka | 345 | 37 | 21 | 18 | 52 |
| 30 | | 357 | 15 | 21 | 17 | 57 |
| 31 | | 12 | -22 | - | -1 | 5 |
| 32 | | 103,5 | 40,5 | 100,0 | 94,4 | 109,6 |

DZIAŁALNOŚCI ORAZ POWIATÓW I GMIN (cd.)
OF ACTIVITIES AND POWIATS AND GMINAS

| handel; naprawa pojazdów samochodowych ^Δ <i>trade; repair of motor vehicles^Δ</i> | transport i gospodarka magazynowa <i>transportation and storage</i> | zakwaterowanie i gastronomia ^Δ <i>accommodation and catering^Δ</i> | informacja i komunikacja <i>information and communication</i> | działalność finansowa i ubezpieczeniowa <i>financial and insurance activities</i> | obsługa rynku nieruchomości ^Δ <i>real estate activities</i> | działalność profesjonalna, naukowa i techniczna <i>professional, scientific and technical activities</i> |
|---|--|--|--|--|---|---|
| 115 | 38 | 8 | 3 | 6 | 3 | 10 |
| 117 | 39 | 7 | 4 | 4 | 4 | 10 |
| 2 | 1 | -1 | 1 | -2 | 1 | - |
| 101,7 | 102,6 | 87,5 | 133,3 | 66,7 | 133,3 | 100,0 |
| 26 | 16 | 1 | 1 | 2 | 2 | 3 |
| 26 | 16 | 1 | 1 | 2 | 2 | 4 |
| - | - | - | - | - | - | 1 |
| 100,0 | 100,0 | 100,0 | 100,0 | 100,0 | 100,0 | 133,3 |
| 1566 | 535 | 147 | 109 | 143 | 106 | 363 |
| 1634 | 584 | 149 | 103 | 139 | 108 | 398 |
| 68 | 49 | 2 | -6 | -4 | 2 | 35 |
| 104,3 | 109,2 | 101,4 | 94,5 | 97,2 | 101,9 | 109,6 |
| 1030 | 340 | 104 | 82 | 107 | 90 | 298 |
| 1065 | 361 | 106 | 79 | 104 | 96 | 324 |
| 35 | 21 | 2 | -3 | -3 | 6 | 26 |
| 103,4 | 106,2 | 101,9 | 96,3 | 97,2 | 106,7 | 108,7 |
| 142 | 52 | 13 | 7 | 9 | 1 | 11 |
| 143 | 63 | 12 | 8 | 8 | 1 | 12 |
| 1 | 11 | -1 | 1 | -1 | - | 1 |
| 100,7 | 121,2 | 92,3 | 114,3 | 88,9 | 100,0 | 109,1 |
| 113 | 28 | 11 | 5 | 5 | 2 | 16 |
| 116 | 31 | 8 | 4 | 6 | 2 | 14 |
| 3 | 3 | -3 | -1 | 1 | - | -2 |
| 102,7 | 110,7 | 72,7 | 80,0 | 120,0 | 100,0 | 87,5 |
| 86 | 57 | 6 | 4 | 7 | 2 | 6 |
| 96 | 61 | 7 | 3 | 7 | 1 | 9 |
| 10 | 4 | 1 | -1 | - | -1 | 3 |
| 111,6 | 107,0 | 116,7 | 75,0 | 100,0 | 50,0 | 150,0 |
| 81 | 42 | 4 | 6 | 8 | 6 | 14 |
| 92 | 49 | 6 | 4 | 8 | 7 | 16 |
| 11 | 7 | 2 | -2 | - | 1 | 2 |
| 113,6 | 116,7 | 150,0 | 66,7 | 100,0 | 116,7 | 114,3 |

| administracja publiczna i obrona narodowa; obowiązkowe zabezpieczenia społeczne <i>public administration and defence; compulsory social security</i> | edukacja <i>education</i> | opieka zdrowotna i pomoc społeczna <i>human health and social work activities</i> | działalność związana z kulturą, rozrywką i rekreacją <i>arts, entertainment and recreation</i> | pozostała działalność usługowa <i>other service activities</i> | Lp. No. | |
|---|------------------------------|--|---|---|--------------|----|
| 18 | 8 | 23 | 9 | 4 | 15 | 1 |
| 22 | 8 | 23 | 9 | 4 | 16 | 2 |
| 4 | — | — | — | — | 1 | 3 |
| 122,2 | 100,0 | 100,0 | 100,0 | 100,0 | 106,7 | 4 |
| 3 | 5 | 6 | 3 | 1 | 15 | 5 |
| 3 | 5 | 6 | 3 | 1 | 16 | 6 |
| — | — | — | — | — | 1 | 7 |
| 100,0 | 100,0 | 100,0 | 100,0 | 100,0 | 106,7 | 8 |
| 214 | 55 | 239 | 296 | 84 | 379 | 9 |
| 250 | 55 | 238 | 300 | 86 | 417 | 10 |
| 36 | — | -1 | 4 | 2 | 38 | 11 |
| 116,8 | 100,0 | 99,6 | 101,4 | 102,4 | 110,0 | 12 |
| 133 | 19 | 153 | 237 | 61 | 249 | 13 |
| 145 | 19 | 149 | 241 | 63 | 271 | 14 |
| 12 | — | -4 | 4 | 2 | 22 | 15 |
| 109,0 | 100,0 | 97,4 | 101,7 | 103,3 | 108,8 | 16 |
| 22 | 11 | 21 | 11 | 3 | 29 | 17 |
| 30 | 11 | 20 | 13 | 5 | 35 | 18 |
| 8 | — | -1 | 2 | 2 | 6 | 19 |
| 136,4 | 100,0 | 95,2 | 118,2 | 166,7 | 120,7 | 20 |
| 8 | 7 | 19 | 17 | 6 | 30 | 21 |
| 13 | 7 | 17 | 15 | 4 | 34 | 22 |
| 5 | — | -2 | -2 | -2 | 4 | 23 |
| 162,5 | 100,0 | 89,5 | 88,2 | 66,7 | 113,3 | 24 |
| 8 | 8 | 13 | 13 | 6 | 23 | 25 |
| 14 | 8 | 13 | 13 | 6 | 23 | 26 |
| 6 | — | — | — | — | — | 27 |
| 175,0 | 100,0 | 100,0 | 100,0 | 100,0 | 100,0 | 28 |
| 28 | 6 | 13 | 6 | 4 | 17 | 29 |
| 31 | 6 | 16 | 5 | 4 | 19 | 30 |
| 3 | — | 3 | -1 | — | 2 | 31 |
| 110,7 | 100,0 | 123,1 | 83,3 | 100,0 | 111,8 | 32 |

TABL. 3. **PODMIOTY GOSPODARKI NARODOWEJ WEDŁUG SEKCJI POLSKIEJ KLASYFIKACJI**
ENTITIES OF THE NATIONAL ECONOMY BY SECTIONS OF THE POLISH CLASSIFICATION

| Lp. No. | WYSZCZEGÓLNIENIE SPECIFICATION a – 31 XII 2013 b – 31 XII 2014 c – przyrost/spadek increase/decrease d – 2013 = 100 | Ogółem Grand total | W tym Of which | | | |
|------------|---|-----------------------|--|-------------------|---|-----------------------------|
| | | | rolnictwo, leśnictwo, łowiectwo i rybactwo agriculture, forestry and fishing | przemysł industry | | budownictwo construction |
| | | | | razem total | w tym przetwórstwo przemysłowe of which manufacturing | |
| | Powiat wyszkowski (dok.) | | | | | |
| | Powiat wyszkowski (cont.) | | | | | |
| 1 | Gm. w. Zabrodzie | 397 | 28 | 48 | 41 | 61 |
| 2 | | 423 | 9 | 56 | 47 | 76 |
| 3 | | 26 | -19 | 8 | 6 | 15 |
| 4 | | 106,5 | 32,1 | 116,7 | 114,6 | 124,6 |
| 5 | Powiat zwoleński | 1985 | 115 | 218 | 199 | 356 |
| 6 | Powiat zwoleński | 2049 | 73 | 233 | 215 | 377 |
| 7 | | 64 | -42 | 15 | 16 | 21 |
| 8 | | 103,2 | 63,5 | 106,9 | 108,0 | 105,9 |
| 9 | Gm. m-w. Zwoleń | 1060 | 38 | 112 | 104 | 147 |
| 10 | | 1106 | 26 | 120 | 112 | 156 |
| 11 | | 46 | -12 | 8 | 8 | 9 |
| 12 | | 104,3 | 68,4 | 107,1 | 107,7 | 106,1 |
| 13 | Gm. w. Kazanów | 262 | 21 | 36 | 34 | 68 |
| 14 | | 260 | 13 | 36 | 34 | 63 |
| 15 | | -2 | -8 | - | - | -5 |
| 16 | | 99,2 | 61,9 | 100,0 | 100,0 | 92,6 |
| 17 | Gm. w. Policzna | 248 | 21 | 24 | 18 | 49 |
| 18 | | 252 | 14 | 26 | 21 | 50 |
| 19 | | 4 | -7 | 2 | 3 | 1 |
| 20 | | 101,6 | 66,7 | 108,3 | 116,7 | 102,0 |
| 21 | Gm. w. Przytyk | 200 | 15 | 19 | 16 | 38 |
| 22 | | 211 | 7 | 22 | 19 | 51 |
| 23 | | 11 | -8 | 3 | 3 | 13 |
| 24 | | 105,5 | 46,7 | 115,8 | 118,8 | 134,2 |
| 25 | Gm. w. Tczów | 215 | 20 | 27 | 27 | 54 |
| 26 | | 220 | 13 | 29 | 29 | 57 |
| 27 | | 5 | -7 | 2 | 2 | 3 |
| 28 | | 102,3 | 65,0 | 107,4 | 107,4 | 105,6 |
| 29 | Powiat żuromiński | 2616 | 405 | 242 | 225 | 339 |
| 30 | Powiat żuromiński | 2647 | 332 | 257 | 235 | 353 |
| 31 | | 31 | -73 | 15 | 10 | 14 |
| 32 | | 101,2 | 82,0 | 106,2 | 104,4 | 104,1 |

DZIAŁALNOŚCI ORAZ POWIATÓW I GMIN (cd.)
OF ACTIVITIES AND POWIATS AND GMINAS

| handel; naprawa pojazdów samochodowych ^Δ <i>trade; repair of motor vehicles^Δ</i> | transport i gospodarka magazynowa <i>transportation and storage</i> | zakwaterowanie i gastronomia ^Δ <i>accommodation and catering^Δ</i> | informacja i komunikacja <i>information and communication</i> | działalność finansowa i ubezpieczeniowa <i>financial and insurance activities</i> | obsługa rynku nieruchomości ^Δ <i>real estate activities</i> | działalność profesjonalna, naukowa i techniczna <i>professional, scientific and technical activities</i> |
|---|--|--|--|--|---|---|
| 114 | 16 | 9 | 5 | 7 | 5 | 18 |
| 122 | 19 | 10 | 5 | 6 | 1 | 23 |
| 8 | 3 | 1 | – | -1 | -4 | 5 |
| 107,0 | 118,8 | 111,1 | 100,0 | 85,7 | 20,0 | 127,8 |
| 584 | 118 | 39 | 27 | 49 | 28 | 89 |
| 616 | 127 | 39 | 32 | 50 | 27 | 90 |
| 32 | 9 | – | 5 | 1 | -1 | 1 |
| 105,5 | 107,6 | 100,0 | 118,5 | 102,0 | 96,4 | 101,1 |
| 348 | 48 | 21 | 16 | 38 | 25 | 65 |
| 363 | 54 | 21 | 19 | 40 | 24 | 68 |
| 15 | 6 | – | 3 | 2 | -1 | 3 |
| 104,3 | 112,5 | 100,0 | 118,8 | 105,3 | 96,0 | 104,6 |
| 61 | 14 | 2 | 3 | 4 | 1 | 8 |
| 66 | 17 | 3 | 3 | 4 | 1 | 8 |
| 5 | 3 | 1 | – | – | – | – |
| 108,2 | 121,4 | 150,0 | 100,0 | 100,0 | 100,0 | 100,0 |
| 61 | 21 | 8 | 3 | 2 | 1 | 9 |
| 69 | 20 | 7 | 3 | 1 | 1 | 8 |
| 8 | -1 | -1 | – | -1 | – | -1 |
| 113,1 | 95,2 | 87,5 | 100,0 | 50,0 | 100,0 | 88,9 |
| 61 | 19 | 6 | 2 | 2 | 1 | 4 |
| 60 | 19 | 6 | 2 | 2 | 1 | 4 |
| -1 | – | – | – | – | – | – |
| 98,4 | 100,0 | 100,0 | 100,0 | 100,0 | 100,0 | 100,0 |
| 53 | 16 | 2 | 3 | 3 | – | 3 |
| 58 | 17 | 2 | 5 | 3 | – | 2 |
| 5 | 1 | – | 2 | – | – | -1 |
| 109,4 | 106,3 | 100,0 | 166,7 | 100,0 | x | 66,7 |
| 756 | 63 | 40 | 26 | 63 | 50 | 117 |
| 792 | 75 | 40 | 26 | 66 | 55 | 124 |
| 36 | 12 | – | – | 3 | 5 | 7 |
| 104,8 | 119,0 | 100,0 | 100,0 | 104,8 | 110,0 | 106,0 |

| administrowanie i działalność wspierająca ^A <i>administrative and support service activities</i> | administracja publiczna i obrona narodowa; obowiązkowe zabezpieczenia społeczne <i>public administration and defence; compulsory social security</i> | edukacja <i>education</i> | opieka zdrowotna i pomoc społeczna <i>human health and social work activities</i> | działalność związana z kulturą, rozrywką i rekreacją <i>arts, entertainment and recreation</i> | pozostała działalność usługowa <i>other service activities</i> | Lp. No. |
|--|---|------------------------------|--|---|---|---------|
| 15 | 4 | 20 | 12 | 4 | 31 | 1 |
| 17 | 4 | 23 | 13 | 4 | 35 | 2 |
| 2 | – | 3 | 1 | – | 4 | 3 |
| 113,3 | 100,0 | 115,0 | 108,3 | 100,0 | 112,9 | 4 |
| 28 | 52 | 87 | 61 | 29 | 105 | 5 |
| 26 | 53 | 90 | 63 | 29 | 124 | 6 |
| -2 | 1 | 3 | 2 | – | 19 | 7 |
| 92,9 | 101,9 | 103,4 | 103,3 | 100,0 | 118,1 | 8 |
| 18 | 17 | 53 | 39 | 12 | 63 | 9 |
| 14 | 18 | 56 | 40 | 12 | 75 | 10 |
| -4 | 1 | 3 | 1 | – | 12 | 11 |
| 77,8 | 105,9 | 105,7 | 102,6 | 100,0 | 119,0 | 12 |
| 2 | 10 | 10 | 5 | 5 | 12 | 13 |
| 2 | 10 | 10 | 5 | 5 | 14 | 14 |
| – | – | – | – | – | 2 | 15 |
| 100,0 | 100,0 | 100,0 | 100,0 | 100,0 | 116,7 | 16 |
| 4 | 8 | 8 | 11 | 6 | 12 | 17 |
| 5 | 8 | 8 | 12 | 6 | 14 | 18 |
| 1 | – | – | 1 | – | 2 | 19 |
| 125,0 | 100,0 | 100,0 | 109,1 | 100,0 | 116,7 | 20 |
| 1 | 11 | 8 | 3 | 4 | 6 | 21 |
| 2 | 11 | 9 | 3 | 4 | 8 | 22 |
| 1 | – | 1 | – | – | 2 | 23 |
| 200,0 | 100,0 | 112,5 | 100,0 | 100,0 | 133,3 | 24 |
| 3 | 6 | 8 | 3 | 2 | 12 | 25 |
| 3 | 6 | 7 | 3 | 2 | 13 | 26 |
| – | – | -1 | – | – | 1 | 27 |
| 100,0 | 100,0 | 87,5 | 100,0 | 100,0 | 108,3 | 28 |
| 64 | 64 | 122 | 88 | 40 | 137 | 29 |
| 64 | 64 | 122 | 90 | 40 | 147 | 30 |
| – | – | – | 2 | – | 10 | 31 |
| 100,0 | 100,0 | 100,0 | 102,3 | 100,0 | 107,3 | 32 |

TABL. 3. **PODMIOTY GOSPODARKI NARODOWEJ WEDŁUG SEKCJI POLSKIEJ KLASYFIKACJI**
ENTITIES OF THE NATIONAL ECONOMY BY SECTIONS OF THE POLISH CLASSIFICATION

| Lp. No. | WYSZCZEGÓLNIENIE SPECIFICATION a – 31 XII 2013 b – 31 XII 2014 c – przyrost/spadek increase/decrease d – 2013 = 100 | Ogółem Grand total | W tym Of which | | | | |
|----------------------------------|---|-----------------------|--|-------------------|---|-----------------------------|-------------|
| | | | rolnictwo, leśnictwo, łowiectwo i rybactwo agriculture, forestry and fishing | przemysł industry | | budownictwo construction | |
| | | | | razem total | w tym przetwórstwo przemysłowe of which manufacturing | | |
| Powiat żuromiński (dok.) | | | | | | | |
| Powiat żuromiński (cont.) | | | | | | | |
| 1 | Gm. m-w. Biezuń | a | 373 | 117 | 23 | 19 | 39 |
| 2 | | b | 361 | 98 | 28 | 21 | 33 |
| 3 | | c | -12 | -19 | 5 | 2 | -6 |
| 4 | | d | 96,8 | 83,8 | 121,7 | 110,5 | 84,6 |
| 5 | Gm. m-w. Żuromin | a | 1282 | 133 | 128 | 122 | 119 |
| 6 | | b | 1283 | 108 | 126 | 120 | 129 |
| 7 | | c | 1 | -25 | -2 | -2 | 10 |
| 8 | | d | 100,1 | 81,2 | 98,4 | 98,4 | 108,4 |
| 9 | Gm. w. Kuczborck-Osada | a | 201 | 33 | 21 | 20 | 36 |
| 10 | | b | 213 | 25 | 20 | 18 | 40 |
| 11 | | c | 12 | -8 | -1 | -2 | 4 |
| 12 | | d | 106,0 | 75,8 | 95,2 | 90,0 | 111,1 |
| 13 | Gm. w. Lubowidz | a | 426 | 55 | 46 | 42 | 85 |
| 14 | | b | 438 | 42 | 55 | 50 | 93 |
| 15 | | c | 12 | -13 | 9 | 8 | 8 |
| 16 | | d | 102,8 | 76,4 | 119,6 | 119,0 | 109,4 |
| 17 | Gm. w. Lutocin | a | 198 | 50 | 13 | 13 | 37 |
| 18 | | b | 205 | 46 | 14 | 14 | 34 |
| 19 | | c | 7 | -4 | 1 | 1 | -3 |
| 20 | | d | 103,5 | 92,0 | 107,7 | 107,7 | 91,9 |
| 21 | Gm. w. Siemiątkowo | a | 136 | 17 | 11 | 9 | 23 |
| 22 | | b | 147 | 13 | 14 | 12 | 24 |
| 23 | | c | 11 | -4 | 3 | 3 | 1 |
| 24 | | d | 108,1 | 76,5 | 127,3 | 133,3 | 104,3 |
| 25 | Powiat żyrardowski | a | 8361 | 129 | 700 | 665 | 1002 |
| 26 | Powiat żyrardowski | b | 8345 | 93 | 688 | 652 | 966 |
| 27 | | c | -16 | -36 | -12 | -13 | -36 |
| 28 | | d | 99,8 | 72,1 | 98,3 | 98,0 | 96,4 |
| 29 | M. Żyrardów | a | 5325 | 23 | 383 | 367 | 591 |
| 30 | | b | 5283 | 18 | 378 | 363 | 566 |
| 31 | | c | -42 | -5 | -5 | -4 | -25 |
| 32 | | d | 99,2 | 78,3 | 98,7 | 98,9 | 95,8 |

DZIAŁALNOŚCI ORAZ POWIATÓW I GMIN (cd.)
OF ACTIVITIES AND POWIATS AND GMINAS

| handel; naprawa pojazdów samochodowych ^Δ <i>trade; repair of motor vehicles^Δ</i> | transport i gospodarka magazynowa <i>transportation and storage</i> | zakwaterowanie i gastronomia ^Δ <i>accommodation and catering^Δ</i> | informacja i komunikacja <i>information and communication</i> | działalność finansowa i ubezpieczeniowa <i>financial and insurance activities</i> | obsługa rynku nieruchomości ^Δ <i>real estate activities</i> | działalność profesjonalna, naukowa i techniczna <i>professional, scientific and technical activities</i> |
|---|--|--|--|--|---|---|
| 97 | 6 | 1 | 4 | 8 | 4 | 13 |
| 100 | 10 | 1 | 4 | 6 | 4 | 11 |
| 3 | 4 | - | - | -2 | - | -2 |
| 103,1 | 166,7 | 100,0 | 100,0 | 75,0 | 100,0 | 84,6 |
| 422 | 31 | 26 | 16 | 31 | 43 | 77 |
| 433 | 33 | 23 | 14 | 34 | 45 | 82 |
| 11 | 2 | -3 | -2 | 3 | 2 | 5 |
| 102,6 | 106,5 | 88,5 | 87,5 | 109,7 | 104,7 | 106,5 |
| 42 | 3 | 2 | 1 | 4 | 1 | 10 |
| 47 | 3 | 4 | 2 | 5 | 4 | 13 |
| 5 | - | 2 | 1 | 1 | 3 | 3 |
| 111,9 | 100,0 | 200,0 | 200,0 | 125,0 | 400,0 | 130,0 |
| 125 | 11 | 8 | 3 | 11 | 2 | 8 |
| 130 | 15 | 8 | 3 | 9 | 2 | 7 |
| 5 | 4 | - | - | -2 | - | -1 |
| 104,0 | 136,4 | 100,0 | 100,0 | 81,8 | 100,0 | 87,5 |
| 50 | 3 | 1 | - | 8 | - | 1 |
| 55 | 4 | 2 | 1 | 11 | - | 3 |
| 5 | 1 | 1 | 1 | 3 | - | 2 |
| 110,0 | 133,3 | 200,0 | x | 137,5 | x | 300,0 |
| 20 | 9 | 2 | 2 | 1 | - | 8 |
| 27 | 10 | 2 | 2 | 1 | - | 8 |
| 7 | 1 | - | - | - | - | - |
| 135,0 | 111,1 | 100,0 | 100,0 | 100,0 | x | 100,0 |
| 2869 | 608 | 209 | 216 | 235 | 290 | 547 |
| 2798 | 606 | 205 | 222 | 228 | 297 | 597 |
| -71 | -2 | -4 | 6 | -7 | 7 | 50 |
| 97,5 | 99,7 | 98,1 | 102,8 | 97,0 | 102,4 | 109,1 |
| 1887 | 350 | 132 | 161 | 169 | 251 | 376 |
| 1814 | 344 | 129 | 161 | 166 | 256 | 408 |
| -73 | -6 | -3 | - | -3 | 5 | 32 |
| 96,1 | 98,3 | 97,7 | 100,0 | 98,2 | 102,0 | 108,5 |

| administracja publiczna i obrona narodowa; obowiązkowe zabezpieczenia społeczne <i>public administration and defence; compulsory social security</i> | edukacja <i>education</i> | opieka zdrowotna i pomoc społeczna <i>human health and social work activities</i> | działalność związana z kulturą, rozrywką i rekreacją <i>arts, entertainment and recreation</i> | pozostała działalność usługowa <i>other service activities</i> | Lp. No. | |
|---|------------------------------|--|---|---|--------------|----|
| 9 | 11 | 9 | 7 | 6 | 19 | 1 |
| 11 | 11 | 10 | 7 | 7 | 20 | 2 |
| 2 | – | 1 | – | 1 | 1 | 3 |
| 122,2 | 100,0 | 111,1 | 100,0 | 116,7 | 105,3 | 4 |
| 26 | 19 | 66 | 61 | 13 | 71 | 5 |
| 24 | 19 | 64 | 62 | 13 | 74 | 6 |
| -2 | – | -2 | 1 | – | 3 | 7 |
| 92,3 | 100,0 | 97,0 | 101,6 | 100,0 | 104,2 | 8 |
| 6 | 8 | 17 | 3 | 2 | 12 | 9 |
| 7 | 8 | 17 | 3 | 2 | 13 | 10 |
| 1 | – | – | – | – | 1 | 11 |
| 116,7 | 100,0 | 100,0 | 100,0 | 100,0 | 108,3 | 12 |
| 11 | 9 | 18 | 9 | 6 | 19 | 13 |
| 10 | 9 | 19 | 11 | 5 | 20 | 14 |
| -1 | – | 1 | 2 | -1 | 1 | 15 |
| 90,9 | 100,0 | 105,6 | 122,2 | 83,3 | 105,3 | 16 |
| 7 | 7 | 6 | 5 | 5 | 5 | 17 |
| 7 | 7 | 6 | 4 | 5 | 6 | 18 |
| – | – | – | -1 | – | 1 | 19 |
| 100,0 | 100,0 | 100,0 | 80,0 | 100,0 | 120,0 | 20 |
| 5 | 10 | 6 | 3 | 8 | 11 | 21 |
| 5 | 10 | 6 | 3 | 8 | 14 | 22 |
| – | – | – | – | – | 3 | 23 |
| 100,0 | 100,0 | 100,0 | 100,0 | 100,0 | 127,3 | 24 |
| 229 | 58 | 297 | 380 | 127 | 465 | 25 |
| 250 | 58 | 311 | 405 | 127 | 494 | 26 |
| 21 | – | 14 | 25 | – | 29 | 27 |
| 109,2 | 100,0 | 104,7 | 106,6 | 100,0 | 106,2 | 28 |
| 163 | 18 | 190 | 268 | 76 | 287 | 29 |
| 170 | 18 | 196 | 286 | 76 | 297 | 30 |
| 7 | – | 6 | 18 | – | 10 | 31 |
| 104,3 | 100,0 | 103,2 | 106,7 | 100,0 | 103,5 | 32 |

TABL. 3. PODMIOTY GOSPODARKI NARODOWEJ WEDŁUG SEKCJI POLSKIEJ KLASYFIKACJI
ENTITIES OF THE NATIONAL ECONOMY BY SECTIONS OF THE POLISH CLASSIFICATION

| Lp. No. | WYSZCZEGÓLNIENIE SPECIFICATION a – 31 XII 2013 b – 31 XII 2014 c – przyrost/spadek increase/decrease d – 2013 = 100 | Ogółem Grand total | W tym Of which | | | | |
|-----------------------------------|---|-----------------------|--|-------------------|---|-----------------------------|-------|
| | | | rolnictwo, leśnictwo, łowiectwo i rybactwo agriculture, forestry and fishing | przemysł industry | | budownictwo construction | |
| | | | | razem total | w tym przetwórstwo przemysłowe of which manufacturing | | |
| Powiat żyrardowski (dok.) | | | | | | | |
| Powiat żyrardowski (cont.) | | | | | | | |
| 1 | Gm. m-w. Mszczonów | a | 947 | 24 | 148 | 140 | 95 |
| 2 | | b | 927 | 11 | 140 | 131 | 90 |
| 3 | | c | -20 | -13 | -8 | -9 | -5 |
| 4 | | d | 97,9 | 45,8 | 94,6 | 93,6 | 94,7 |
| 5 | Gm. w. Puszcza Mariańska | a | 704 | 29 | 47 | 44 | 112 |
| 6 | | b | 715 | 25 | 47 | 44 | 108 |
| 7 | | c | 11 | -4 | - | - | -4 |
| 8 | | d | 101,6 | 86,2 | 100,0 | 100,0 | 96,4 |
| 9 | Gm. w. Radziejowice | a | 659 | 12 | 63 | 58 | 84 |
| 10 | | b | 663 | 5 | 68 | 62 | 81 |
| 11 | | c | 4 | -7 | 5 | 4 | -3 |
| 12 | | d | 100,6 | 41,7 | 107,9 | 106,9 | 96,4 |
| 13 | Gm. w. Wiskitki | a | 726 | 41 | 59 | 56 | 120 |
| 14 | | b | 757 | 34 | 55 | 52 | 121 |
| 15 | | c | 31 | -7 | -4 | -4 | 1 |
| 16 | | d | 104,3 | 82,9 | 93,2 | 92,9 | 100,8 |
| Miasta na prawach powiatu: | | | | | | | |
| Cities with powiat status: | | | | | | | |
| 17 | Ostrołęka | a | 5880 | 51 | 449 | 420 | 665 |
| 18 | | b | 5910 | 20 | 447 | 420 | 673 |
| 19 | | c | 30 | -31 | -2 | - | 8 |
| 20 | | d | 100,5 | 39,2 | 99,6 | 100,0 | 101,2 |
| 21 | Płock | a | 12537 | 93 | 1109 | 1019 | 1365 |
| 22 | | b | 12467 | 83 | 1110 | 1022 | 1347 |
| 23 | | c | -70 | -10 | 1 | 3 | -18 |
| 24 | | d | 99,4 | 89,2 | 100,1 | 100,3 | 98,7 |
| 25 | Radom | a | 24711 | 197 | 2777 | 2673 | 2321 |
| 26 | | b | 24687 | 141 | 2739 | 2630 | 2313 |
| 27 | | c | -24 | -56 | -38 | -43 | -8 |
| 28 | | d | 99,9 | 71,6 | 98,6 | 98,4 | 99,7 |
| 29 | Siedlce | a | 8351 | 192 | 630 | 607 | 628 |
| 30 | | b | 8388 | 157 | 642 | 615 | 631 |
| 31 | | c | 37 | -35 | 12 | 8 | 3 |
| 32 | | d | 100,4 | 81,8 | 101,9 | 101,3 | 100,5 |
| 33 | M.st. Warszawa | a | 371476 | 1246 | 26835 | 24232 | 28934 |
| 34 | Capital City of Warsaw | b | 383617 | 1200 | 27248 | 24543 | 29266 |
| 35 | | c | 12141 | -46 | 413 | 311 | 332 |
| 36 | | d | 103,3 | 96,3 | 101,5 | 101,3 | 101,1 |

DZIAŁALNOŚCI ORAZ POWIATÓW I GMIN (dok.)
OF ACTIVITIES AND POWIATS AND GMINAS

| handel; naprawa pojazdów samochodowych ^Δ <i>trade; repair of motor vehicles^Δ</i> | transport i gospodarka magazynowa <i>transportation and storage</i> | zakwaterowanie i gastronomia ^Δ <i>accommodation and catering^Δ</i> | informacja i komunikacja <i>information and communication</i> | działalność finansowa i ubezpieczeniowa <i>financial and insurance activities</i> | obsługa rynku nieruchomości ^Δ <i>real estate activities</i> | działalność profesjonalna, naukowa i techniczna <i>professional, scientific and technical activities</i> |
|---|--|--|--|--|---|---|
| 315 | 87 | 23 | 18 | 19 | 9 | 43 |
| 315 | 81 | 20 | 18 | 17 | 9 | 48 |
| - | -6 | -3 | - | -2 | - | 5 |
| 100,0 | 93,1 | 87,0 | 100,0 | 89,5 | 100,0 | 111,6 |
| 239 | 52 | 9 | 14 | 20 | 2 | 35 |
| 241 | 52 | 9 | 15 | 18 | 4 | 40 |
| 2 | - | - | 1 | -2 | 2 | 5 |
| 100,8 | 100,0 | 100,0 | 107,1 | 90,0 | 200,0 | 114,3 |
| 198 | 54 | 24 | 15 | 17 | 10 | 64 |
| 196 | 56 | 24 | 18 | 16 | 7 | 64 |
| -2 | 2 | - | 3 | -1 | -3 | - |
| 99,0 | 103,7 | 100,0 | 120,0 | 94,1 | 70,0 | 100,0 |
| 230 | 65 | 21 | 8 | 10 | 18 | 29 |
| 232 | 73 | 23 | 10 | 11 | 21 | 37 |
| 2 | 8 | 2 | 2 | 1 | 3 | 8 |
| 100,9 | 112,3 | 109,5 | 125,0 | 110,0 | 116,7 | 127,6 |
| 1598 | 513 | 185 | 132 | 192 | 194 | 525 |
| 1565 | 522 | 183 | 136 | 203 | 203 | 539 |
| -33 | 9 | -2 | 4 | 11 | 9 | 14 |
| 97,9 | 101,8 | 98,9 | 103,0 | 105,7 | 104,6 | 102,7 |
| 3246 | 1047 | 303 | 336 | 458 | 523 | 1305 |
| 3192 | 1020 | 291 | 325 | 442 | 529 | 1317 |
| -54 | -27 | -12 | -11 | -16 | 6 | 12 |
| 98,3 | 97,4 | 96,0 | 96,7 | 96,5 | 101,1 | 100,9 |
| 8519 | 1674 | 565 | 569 | 923 | 804 | 2048 |
| 8412 | 1677 | 572 | 585 | 879 | 840 | 2086 |
| -107 | 3 | 7 | 16 | -44 | 36 | 38 |
| 98,7 | 100,2 | 101,2 | 102,8 | 95,2 | 104,5 | 101,9 |
| 2304 | 574 | 192 | 203 | 297 | 398 | 852 |
| 2305 | 601 | 202 | 200 | 285 | 403 | 884 |
| 1 | 27 | 10 | -3 | -12 | 5 | 32 |
| 100,0 | 104,7 | 105,2 | 98,5 | 96,0 | 101,3 | 103,8 |
| 86331 | 20955 | 9578 | 26663 | 14763 | 20833 | 63102 |
| 87414 | 20529 | 10044 | 28776 | 14943 | 21709 | 66983 |
| 1083 | -426 | 466 | 2113 | 180 | 876 | 3881 |
| 101,3 | 98,0 | 104,9 | 107,9 | 101,2 | 104,2 | 106,2 |

| administracja publiczna i obrona narodowa; obowiązkowe zabezpieczenia społeczne <i>public administration and defence; compulsory social security</i> | edukacja <i>education</i> | opieka zdrowotna i pomoc społeczna <i>human health and social work activities</i> | działalność związana z kulturą, rozrywką i rekreacją <i>arts, entertainment and recreation</i> | pozostała działalność usługowa <i>other service activities</i> | Lp. No. | |
|---|------------------------------|--|---|---|--------------|----|
| 15 | 12 | 40 | 26 | 8 | 65 | 1 |
| 16 | 12 | 41 | 27 | 10 | 72 | 2 |
| 1 | - | 1 | 1 | 2 | 7 | 3 |
| 106,7 | 100,0 | 102,5 | 103,8 | 125,0 | 110,8 | 4 |
| 16 | 11 | 30 | 31 | 14 | 43 | 5 |
| 19 | 11 | 30 | 34 | 13 | 49 | 6 |
| 3 | - | - | 3 | -1 | 6 | 7 |
| 118,8 | 100,0 | 100,0 | 109,7 | 92,9 | 114,0 | 8 |
| 17 | 6 | 18 | 26 | 15 | 36 | 9 |
| 23 | 6 | 21 | 30 | 13 | 35 | 10 |
| 6 | - | 3 | 4 | -2 | -1 | 11 |
| 135,3 | 100,0 | 116,7 | 115,4 | 86,7 | 97,2 | 12 |
| 18 | 11 | 19 | 29 | 14 | 34 | 13 |
| 22 | 11 | 23 | 28 | 15 | 41 | 14 |
| 4 | - | 4 | -1 | 1 | 7 | 15 |
| 122,2 | 100,0 | 121,1 | 96,6 | 107,1 | 120,6 | 16 |
| 136 | 21 | 279 | 427 | 120 | 393 | 17 |
| 140 | 21 | 271 | 448 | 126 | 413 | 18 |
| 4 | - | -8 | 21 | 6 | 20 | 19 |
| 102,9 | 100,0 | 97,1 | 104,9 | 105,0 | 105,1 | 20 |
| 302 | 30 | 546 | 769 | 237 | 868 | 21 |
| 301 | 30 | 555 | 787 | 230 | 908 | 22 |
| -1 | - | 9 | 18 | -7 | 40 | 23 |
| 99,7 | 100,0 | 101,6 | 102,3 | 97,0 | 104,6 | 24 |
| 508 | 41 | 814 | 1299 | 316 | 1335 | 25 |
| 514 | 39 | 813 | 1373 | 326 | 1376 | 26 |
| 6 | -2 | -1 | 74 | 10 | 41 | 27 |
| 101,2 | 95,1 | 99,9 | 105,7 | 103,2 | 103,1 | 28 |
| 232 | 25 | 411 | 631 | 155 | 627 | 29 |
| 221 | 25 | 402 | 631 | 154 | 645 | 30 |
| -11 | - | -9 | - | -1 | 18 | 31 |
| 95,3 | 100,0 | 97,8 | 100,0 | 99,4 | 102,9 | 32 |
| 14889 | 363 | 12499 | 15879 | 5935 | 22526 | 33 |
| 15632 | 370 | 13063 | 16525 | 6269 | 23497 | 34 |
| 743 | 7 | 564 | 646 | 334 | 971 | 35 |
| 105,0 | 101,9 | 104,5 | 104,1 | 105,6 | 104,3 | 36 |

TABL. 4. OSOBY FIZYCZNE PROWADZĄCE DZIAŁALNOŚĆ GOSPODARCZĄ WEDŁUG SEKCJI
NATURAL PERSONS CONDUCTING ECONOMIC ACTIVITY BY SECTIONS OF THE POLISH

| Lp. No. | WYSZCZEGÓLNIENIE SPECIFICATION a – 31 XII 2013 b – 31 XII 2014 c – przyrost/spadek increase/decrease d – 2013 = 100 | Ogółem Grand total | W tym | | |
|------------|---|-----------------------|--|-------------------|---|
| | | | rolnictwo, leśnictwo, łowiectwo i rybactwo agriculture, forestry and fishing | przemysł industry | |
| | | | | razem total | w tym przetwórstwo przemysłowe of which manufacturing |
| 1 | O G Ó Ł E M..... a | 493319 | 9762 | 42057 | 40194 |
| 2 | T O T A L b | 496480 | 6980 | 42178 | 40298 |
| 3 | <i>c</i> | 3161 | -2782 | 121 | 104 |
| 4 | <i>d</i> | 100,6 | 71,5 | 100,3 | 100,3 |
| 5 | PODREGION CIECHANOWSKO-PŁOCKI..... a | 36447 | 2206 | 3371 | 3163 |
| 6 | SUBREGION CIECHANOWSKO-PŁOCKI b | 36594 | 1686 | 3443 | 3221 |
| 7 | <i>c</i> | 147 | -520 | 72 | 58 |
| 8 | <i>d</i> | 100,4 | 76,4 | 102,1 | 101,8 |
| 9 | Powiat ciechanowski a | 5577 | 287 | 490 | 466 |
| 10 | Powiat ciechanowski b | 5610 | 219 | 519 | 496 |
| 11 | <i>c</i> | 33 | -68 | 29 | 30 |
| 12 | <i>d</i> | 100,6 | 76,3 | 105,9 | 106,4 |
| 13 | M. Ciechanów a | 3480 | 36 | 285 | 267 |
| 14 | <i>b</i> | 3443 | 26 | 292 | 274 |
| 15 | <i>c</i> | -37 | -10 | 7 | 7 |
| 16 | <i>d</i> | 98,9 | 72,2 | 102,5 | 102,6 |
| 17 | Gm. m-w. Głinojeck a | 346 | 9 | 39 | 38 |
| 18 | <i>b</i> | 350 | 6 | 45 | 44 |
| 19 | <i>c</i> | 4 | -3 | 6 | 6 |
| 20 | <i>d</i> | 101,2 | 66,7 | 115,4 | 115,8 |
| 21 | Gm. w. Ciechanów a | 407 | 25 | 46 | 44 |
| 22 | <i>b</i> | 432 | 17 | 47 | 46 |
| 23 | <i>c</i> | 25 | -8 | 1 | 2 |
| 24 | <i>d</i> | 106,1 | 68,0 | 102,2 | 104,5 |
| 25 | Gm. w. Gołymin-Ośrodek a | 162 | 23 | 13 | 13 |
| 26 | <i>b</i> | 162 | 18 | 13 | 13 |
| 27 | <i>c</i> | - | -5 | - | - |
| 28 | <i>d</i> | 100,0 | 78,3 | 100,0 | 100,0 |
| 29 | Gm. w. Grudusk a | 190 | 51 | 15 | 14 |
| 30 | <i>b</i> | 201 | 38 | 24 | 23 |
| 31 | <i>c</i> | 11 | -13 | 9 | 9 |
| 32 | <i>d</i> | 105,8 | 74,5 | 160,0 | 164,3 |
| 33 | Gm. w. Ojrzeń a | 218 | 20 | 19 | 18 |
| 34 | <i>b</i> | 211 | 11 | 20 | 19 |
| 35 | <i>c</i> | -7 | -9 | 1 | 1 |
| 36 | <i>d</i> | 96,8 | 55,0 | 105,3 | 105,6 |
| 37 | Gm. w. Opinogóra Górna a | 258 | 83 | 16 | 16 |
| 38 | <i>b</i> | 272 | 76 | 17 | 17 |
| 39 | <i>c</i> | 14 | -7 | 1 | 1 |
| 40 | <i>d</i> | 105,4 | 91,6 | 106,3 | 106,3 |
| 41 | Gm. w. Regimin a | 195 | 21 | 17 | 17 |
| 42 | <i>b</i> | 202 | 13 | 21 | 21 |
| 43 | <i>c</i> | 7 | -8 | 4 | 4 |
| 44 | <i>d</i> | 103,6 | 61,9 | 123,5 | 123,5 |

POLSKIEJ KLASYFIKACJI DZIAŁALNOŚCI ORAZ PODREGIONÓW, POWIATÓW I GMIN
CLASSIFICATION OF ACTIVITIES AND SUBREGIONS, POWIATS AND GMINAS

Of which

| <i>budownictwo construction</i> | <i>handel; naprawa pojazdów samochodo- wych^Δ trade; repair of motor vehicles^Δ</i> | <i>transport i gospodarka magazynowa transportation and storage</i> | <i>zakwatero- wanie i gastronomia^Δ accommodation and catering^Δ</i> | <i>informacja i komunikacja information and communication</i> | <i>działalność finansowa i ubezpiecze- niowa financial and insurance activities</i> | <i>obsługa rynku nieruchomości ^Δ real estate activities</i> |
|-------------------------------------|---|---|--|---|---|--|
| 54403 | 130965 | 39510 | 12135 | 23568 | 18714 | 8127 |
| 53986 | 130007 | 39101 | 12333 | 25120 | 18146 | 8342 |
| -417 | -958 | -409 | 198 | 1552 | -568 | 215 |
| 99,2 | 99,3 | 99,0 | 101,6 | 106,6 | 97,0 | 102,6 |
| 5124 | 11035 | 2805 | 872 | 692 | 1159 | 345 |
| 5190 | 11193 | 2854 | 846 | 685 | 1149 | 359 |
| 66 | 158 | 49 | -26 | -7 | -10 | 14 |
| 101,3 | 101,4 | 101,7 | 97,0 | 99,0 | 99,1 | 104,1 |
| 808 | 1642 | 434 | 102 | 97 | 145 | 35 |
| 792 | 1664 | 438 | 96 | 110 | 152 | 37 |
| -16 | 22 | 4 | -6 | 13 | 7 | 2 |
| 98,0 | 101,3 | 100,9 | 94,1 | 113,4 | 104,8 | 105,7 |
| 395 | 1088 | 272 | 72 | 70 | 106 | 26 |
| 382 | 1058 | 272 | 69 | 72 | 106 | 29 |
| -13 | -30 | - | -3 | 2 | - | 3 |
| 96,7 | 97,2 | 100,0 | 95,8 | 102,9 | 100,0 | 111,5 |
| 74 | 105 | 21 | 9 | 5 | 5 | 1 |
| 71 | 110 | 20 | 11 | 6 | 5 | 1 |
| -3 | 5 | -1 | 2 | 1 | - | - |
| 95,9 | 104,8 | 95,2 | 122,2 | 120,0 | 100,0 | 100,0 |
| 68 | 103 | 39 | 6 | 4 | 12 | 3 |
| 73 | 114 | 42 | 5 | 5 | 16 | 3 |
| 5 | 11 | 3 | -1 | 1 | 4 | - |
| 107,4 | 110,7 | 107,7 | 83,3 | 125,0 | 133,3 | 100,0 |
| 40 | 50 | 12 | 1 | 1 | 2 | 2 |
| 36 | 56 | 13 | 1 | 2 | 3 | 1 |
| -4 | 6 | 1 | - | 1 | 1 | -1 |
| 90,0 | 112,0 | 108,3 | 100,0 | 200,0 | 150,0 | 50,0 |
| 19 | 57 | 15 | 1 | - | 3 | 2 |
| 21 | 67 | 16 | 1 | 1 | 3 | 2 |
| 2 | 10 | 1 | - | 1 | - | - |
| 110,5 | 117,5 | 106,7 | 100,0 | x | 100,0 | 100,0 |
| 72 | 49 | 14 | 5 | 6 | 3 | - |
| 66 | 49 | 14 | 4 | 6 | 4 | - |
| -6 | - | - | -1 | - | 1 | - |
| 91,7 | 100,0 | 100,0 | 80,0 | 100,0 | 133,3 | x |
| 32 | 49 | 22 | 4 | - | 4 | - |
| 30 | 57 | 22 | 2 | 3 | 3 | - |
| -2 | 8 | - | -2 | 3 | -1 | - |
| 93,8 | 116,3 | 100,0 | 50,0 | x | 75,0 | x |
| 42 | 54 | 14 | 2 | 4 | 4 | 1 |
| 40 | 56 | 19 | 2 | 5 | 5 | 1 |
| -2 | 2 | 5 | - | 1 | 1 | - |
| 95,2 | 103,7 | 135,7 | 100,0 | 125,0 | 125,0 | 100,0 |

| działalność profesjonalna, naukowa i techniczna <i>professional, scientific and technical activities</i> | administrowanie i działalność wspierająca ^Δ <i>administrative and support service activities</i> | administracja publiczna i obrona narodowa; obowiązkowe zabezpieczenia społeczne <i>public administration and defence; compulsory social security</i> | edukacja <i>education</i> | opieka zdrowotna i pomoc społeczna <i>human health and social work activities</i> | działalność związana z kulturą, rozrywką i rekreacją <i>arts, entertainment and recreation</i> | pozostała działalność usługowa <i>other service activities</i> | Lp. No. |
|---|--|---|------------------------------|--|---|---|---------|
| 66710 | 18852 | 18 | 14429 | 28253 | 6053 | 19762 | 1 |
| 70022 | 19508 | 17 | 14764 | 29445 | 6303 | 20227 | 2 |
| 3312 | 656 | -1 | 335 | 1192 | 250 | 465 | 3 |
| 105,0 | 103,5 | 94,4 | 102,3 | 104,2 | 104,1 | 102,4 | 4 |
| 2962 | 1096 | 1 | 800 | 2017 | 327 | 1635 | 5 |
| 3081 | 1168 | 1 | 803 | 2095 | 334 | 1707 | 6 |
| 119 | 72 | - | 3 | 78 | 7 | 72 | 7 |
| 104,0 | 106,6 | 100,0 | 100,4 | 103,9 | 102,1 | 104,4 | 8 |
| 470 | 196 | - | 157 | 376 | 55 | 283 | 9 |
| 490 | 213 | - | 155 | 378 | 56 | 291 | 10 |
| 20 | 17 | - | -2 | 2 | 1 | 8 | 11 |
| 104,3 | 108,7 | x | 98,7 | 100,5 | 101,8 | 102,8 | 12 |
| 373 | 115 | - | 117 | 301 | 39 | 185 | 13 |
| 380 | 124 | - | 112 | 299 | 36 | 186 | 14 |
| 7 | 9 | - | -5 | -2 | -3 | 1 | 15 |
| 101,9 | 107,8 | x | 95,7 | 99,3 | 92,3 | 100,5 | 16 |
| 14 | 20 | - | 8 | 12 | 2 | 22 | 17 |
| 14 | 19 | - | 7 | 11 | 4 | 20 | 18 |
| - | -1 | - | -1 | -1 | 2 | -2 | 19 |
| 100,0 | 95,0 | x | 87,5 | 91,7 | 200,0 | 90,9 | 20 |
| 30 | 9 | - | 12 | 25 | 3 | 22 | 21 |
| 30 | 16 | - | 14 | 28 | 3 | 19 | 22 |
| - | 7 | - | 2 | 3 | - | -3 | 23 |
| 100,0 | 177,8 | x | 116,7 | 112,0 | 100,0 | 86,4 | 24 |
| 2 | 6 | - | 3 | 4 | 1 | 2 | 25 |
| 4 | 5 | - | 3 | 4 | 1 | 2 | 26 |
| 2 | -1 | - | - | - | - | - | 27 |
| 200,0 | 83,3 | x | 100,0 | 100,0 | 100,0 | 100,0 | 28 |
| 9 | 6 | - | 3 | 2 | - | 7 | 29 |
| 9 | 6 | - | 4 | 2 | - | 7 | 30 |
| - | - | - | 1 | - | - | - | 31 |
| 100,0 | 100,0 | x | 133,3 | 100,0 | x | 100,0 | 32 |
| 3 | 9 | - | 5 | 4 | 1 | 8 | 33 |
| 4 | 14 | - | 3 | 5 | - | 11 | 34 |
| 1 | 5 | - | -2 | 1 | -1 | 3 | 35 |
| 133,3 | 155,6 | x | 60,0 | 125,0 | x | 137,5 | 36 |
| 14 | 11 | - | 3 | 8 | 3 | 9 | 37 |
| 19 | 9 | - | 4 | 9 | 5 | 16 | 38 |
| 5 | -2 | - | 1 | 1 | 2 | 7 | 39 |
| 135,7 | 81,8 | x | 133,3 | 112,5 | 166,7 | 177,8 | 40 |
| 10 | 7 | - | - | 5 | - | 14 | 41 |
| 11 | 9 | - | 1 | 5 | - | 14 | 42 |
| 1 | 2 | - | 1 | - | - | - | 43 |
| 110,0 | 128,6 | x | x | 100,0 | x | 100,0 | 44 |

TABL. 4. OSOBY FIZYCZNE PROWADZĄCE DZIAŁALNOŚĆ GOSPODARCZĄ WEDŁUG SEKCJI
NATURAL PERSONS CONDUCTING ECONOMIC ACTIVITY BY SECTIONS OF THE POLISH

| Lp. No. | WYSZCZEGÓLNIENIE SPECIFICATION a – 31 XII 2013 b – 31 XII 2014 c – przyrost/spadek increase/decrease d – 2013 = 100 | Ogółem Grand total | W tym | | | |
|--|---|-----------------------|--|-------------------|---|--------------|
| | | | rolnictwo, leśnictwo, łowiectwo i rybactwo agriculture, forestry and fishing | przemysł industry | | |
| | | | | razem total | w tym przetwórstwo przemysłowe of which manufacturing | |
| PODREGION CIECHANOWSKO-PŁOCKI (cd.) | | | | | | |
| SUBREGION CIECHANOWSKO-PŁOCKI (cont.) | | | | | | |
| Powiat ciechanowski (dok.) | | | | | | |
| Powiat ciechanowski (cont.) | | | | | | |
| 1 | Gm. w. Sońsk | a | 321 | 19 | 40 | 39 |
| 2 | | b | 337 | 14 | 40 | 39 |
| 3 | | c | 16 | -5 | - | - |
| 4 | | d | 105,0 | 73,7 | 100,0 | 100,0 |
| 5 | Powiat gostyniński | a | 2631 | 162 | 198 | 180 |
| 6 | Powiat gostyniński | b | 2601 | 115 | 211 | 194 |
| 7 | | c | -30 | -47 | 13 | 14 |
| 8 | | d | 98,9 | 71,0 | 106,6 | 107,8 |
| 9 | M. Gostynin | a | 1383 | 22 | 100 | 93 |
| 10 | | b | 1343 | 14 | 101 | 96 |
| 11 | | c | -40 | -8 | 1 | 3 |
| 12 | | d | 97,1 | 63,6 | 101,0 | 103,2 |
| 13 | Gm. w. Gostynin | a | 658 | 81 | 52 | 46 |
| 14 | | b | 665 | 59 | 59 | 53 |
| 15 | | c | 7 | -22 | 7 | 7 |
| 16 | | d | 101,1 | 72,8 | 113,5 | 115,2 |
| 17 | Gm. w. Pacyna | a | 139 | 16 | 13 | 12 |
| 18 | | b | 150 | 9 | 16 | 14 |
| 19 | | c | 11 | -7 | 3 | 2 |
| 20 | | d | 107,9 | 56,3 | 123,1 | 116,7 |
| 21 | Gm. w. Sanniki | a | 284 | 23 | 22 | 19 |
| 22 | | b | 286 | 17 | 22 | 19 |
| 23 | | c | 2 | -6 | - | - |
| 24 | | d | 100,7 | 73,9 | 100,0 | 100,0 |
| 25 | Gm. w. Szczawin Kościelny | a | 167 | 20 | 11 | 10 |
| 26 | | b | 157 | 16 | 13 | 12 |
| 27 | | c | -10 | -4 | 2 | 2 |
| 28 | | d | 94,0 | 80,0 | 118,2 | 120,0 |
| 29 | Powiat mławski | a | 3897 | 343 | 365 | 337 |
| 30 | Powiat mławski | b | 3977 | 288 | 373 | 345 |
| 31 | | c | 80 | -55 | 8 | 8 |
| 32 | | d | 102,1 | 84,0 | 102,2 | 102,4 |
| 33 | M. Mława | a | 2288 | 64 | 185 | 176 |
| 34 | | b | 2314 | 47 | 186 | 180 |
| 35 | | c | 26 | -17 | 1 | 4 |
| 36 | | d | 101,1 | 73,4 | 100,5 | 102,3 |
| 37 | Gm. w. Dzierzgowo | a | 125 | 52 | 6 | 5 |
| 38 | | b | 124 | 46 | 5 | 4 |
| 39 | | c | -1 | -6 | -1 | -1 |
| 40 | | d | 99,2 | 88,5 | 83,3 | 80,0 |

POLSKIEJ KLASYFIKACJI DZIAŁALNOŚCI ORAZ PODREGIONÓW, POWIATÓW I GMIN (cd.)
CLASSIFICATION OF ACTIVITIES AND SUBREGIONS, POWIATS AND GMINAS (cont.)

Of which

| <i>budownictwo construction</i> | <i>handel; naprawa pojazdów samochodo- wych^Δ trade; repair of motor vehicles^Δ</i> | <i>transport i gospodarka magazynowa transportation and storage</i> | <i>zakwatero- wanie i gastronomia^Δ accommodation and catering^Δ</i> | <i>informacja i komunikacja information and communication</i> | <i>działalność finansowa i ubezpiecze- niowa financial and insurance activities</i> | <i>obsługa rynku nieruchomości^Δ real estate activities</i> |
|-------------------------------------|---|---|--|---|---|---|
| 66 | 87 | 25 | 2 | 7 | 6 | - |
| 73 | 97 | 20 | 1 | 10 | 7 | - |
| 7 | 10 | -5 | -1 | 3 | 1 | - |
| 110,6 | 111,5 | 80,0 | 50,0 | 142,9 | 116,7 | x |
| 463 | 824 | 153 | 66 | 53 | 69 | 18 |
| 450 | 819 | 161 | 66 | 53 | 68 | 19 |
| -13 | -5 | 8 | - | - | -1 | 1 |
| 97,2 | 99,4 | 105,2 | 100,0 | 100,0 | 98,6 | 105,6 |
| 231 | 446 | 66 | 38 | 33 | 41 | 11 |
| 216 | 427 | 68 | 35 | 34 | 39 | 13 |
| -15 | -19 | 2 | -3 | 1 | -2 | 2 |
| 93,5 | 95,7 | 103,0 | 92,1 | 103,0 | 95,1 | 118,2 |
| 130 | 180 | 35 | 16 | 11 | 15 | 6 |
| 126 | 189 | 38 | 19 | 9 | 16 | 5 |
| -4 | 9 | 3 | 3 | -2 | 1 | -1 |
| 96,9 | 105,0 | 108,6 | 118,8 | 81,8 | 106,7 | 83,3 |
| 19 | 54 | 8 | 2 | 1 | 1 | - |
| 24 | 57 | 8 | 3 | 1 | 2 | - |
| 5 | 3 | - | 1 | - | 1 | - |
| 126,3 | 105,6 | 100,0 | 150,0 | 100,0 | 200,0 | x |
| 45 | 88 | 40 | 6 | 6 | 8 | 1 |
| 48 | 92 | 43 | 5 | 6 | 7 | 1 |
| 3 | 4 | 3 | -1 | - | -1 | - |
| 106,7 | 104,5 | 107,5 | 83,3 | 100,0 | 87,5 | 100,0 |
| 38 | 56 | 4 | 4 | 2 | 4 | - |
| 36 | 54 | 4 | 4 | 3 | 4 | - |
| -2 | -2 | - | - | 1 | - | - |
| 94,7 | 96,4 | 100,0 | 100,0 | 150,0 | 100,0 | x |
| 574 | 1224 | 279 | 86 | 70 | 105 | 23 |
| 572 | 1263 | 302 | 89 | 59 | 115 | 25 |
| -2 | 39 | 23 | 3 | -11 | 10 | 2 |
| 99,7 | 103,2 | 108,2 | 103,5 | 84,3 | 109,5 | 108,7 |
| 280 | 778 | 162 | 61 | 53 | 78 | 17 |
| 279 | 785 | 164 | 56 | 42 | 85 | 18 |
| -1 | 7 | 2 | -5 | -11 | 7 | 1 |
| 99,6 | 100,9 | 101,2 | 91,8 | 79,2 | 109,0 | 105,9 |
| 14 | 27 | 9 | 2 | - | 4 | - |
| 12 | 30 | 13 | 2 | - | 3 | - |
| -2 | 3 | 4 | - | - | -1 | - |
| 85,7 | 111,1 | 144,4 | 100,0 | x | 75,0 | x |

| działalność profesjonalna, naukowa i techniczna <i>professional, scientific and technical activities</i> | administrowanie i działalność wspierająca ^Δ <i>administrative and support service activities</i> | administracja publiczna i obrona narodowa; obowiązkowe zabezpieczenia społeczne <i>public administration and defence; compulsory social security</i> | edukacja <i>education</i> | opieka zdrowotna i pomoc społeczna <i>human health and social work activities</i> | działalność związana z kulturą, rozrywką i rekreacją <i>arts, entertainment and recreation</i> | pozostała działalność usługowa <i>other service activities</i> | Lp. No. |
|---|--|---|------------------------------|--|---|---|---------|
| 15 | 13 | - | 6 | 15 | 6 | 14 | 1 |
| 19 | 11 | - | 7 | 15 | 7 | 16 | 2 |
| 4 | -2 | - | 1 | - | 1 | 2 | 3 |
| 126,7 | 84,6 | x | 116,7 | 100,0 | 116,7 | 114,3 | 4 |
| 183 | 84 | - | 51 | 169 | 25 | 113 | 5 |
| 180 | 98 | - | 41 | 177 | 29 | 114 | 6 |
| -3 | 14 | - | -10 | 8 | 4 | 1 | 7 |
| 98,4 | 116,7 | x | 80,4 | 104,7 | 116,0 | 100,9 | 8 |
| 116 | 44 | - | 38 | 114 | 14 | 69 | 9 |
| 118 | 46 | - | 31 | 121 | 15 | 65 | 10 |
| 2 | 2 | - | -7 | 7 | 1 | -4 | 11 |
| 101,7 | 104,5 | x | 81,6 | 106,1 | 107,1 | 94,2 | 12 |
| 38 | 24 | - | 3 | 42 | 6 | 19 | 13 |
| 37 | 31 | - | 3 | 44 | 7 | 23 | 14 |
| -1 | 7 | - | - | 2 | 1 | 4 | 15 |
| 97,4 | 129,2 | x | 100,0 | 104,8 | 116,7 | 121,1 | 16 |
| 8 | 3 | - | 3 | 1 | 2 | 8 | 17 |
| 8 | 8 | - | 2 | 1 | 3 | 8 | 18 |
| - | 5 | - | -1 | - | 1 | - | 19 |
| 100,0 | 266,7 | x | 66,7 | 100,0 | 150,0 | 100,0 | 20 |
| 12 | 6 | - | 5 | 10 | 2 | 10 | 21 |
| 10 | 8 | - | 4 | 9 | 2 | 12 | 22 |
| -2 | 2 | - | -1 | -1 | - | 2 | 23 |
| 83,3 | 133,3 | x | 80,0 | 90,0 | 100,0 | 120,0 | 24 |
| 9 | 7 | - | 2 | 2 | 1 | 7 | 25 |
| 7 | 5 | - | 1 | 2 | 2 | 6 | 26 |
| -2 | -2 | - | -1 | - | 1 | -1 | 27 |
| 77,8 | 71,4 | x | 50,0 | 100,0 | 200,0 | 85,7 | 28 |
| 264 | 134 | 1 | 81 | 152 | 22 | 174 | 29 |
| 276 | 145 | 1 | 83 | 167 | 27 | 192 | 30 |
| 12 | 11 | - | 2 | 15 | 5 | 18 | 31 |
| 104,5 | 108,2 | 100,0 | 102,5 | 109,9 | 122,7 | 110,3 | 32 |
| 205 | 75 | 1 | 68 | 119 | 18 | 124 | 33 |
| 211 | 82 | 1 | 72 | 132 | 20 | 134 | 34 |
| 6 | 7 | - | 4 | 13 | 2 | 10 | 35 |
| 102,9 | 109,3 | 100,0 | 105,9 | 110,9 | 111,1 | 108,1 | 36 |
| 3 | 1 | - | 2 | 5 | - | - | 37 |
| 2 | 2 | - | 3 | 6 | - | - | 38 |
| -1 | 1 | - | 1 | 1 | - | - | 39 |
| 66,7 | 200,0 | x | 150,0 | 120,0 | x | x | 40 |

TABL. 4. OSOBY FIZYCZNE PROWADZĄCE DZIAŁALNOŚĆ GOSPODARCZĄ WEDŁUG SEKCJI
NATURAL PERSONS CONDUCTING ECONOMIC ACTIVITY BY SECTIONS OF THE POLISH

| Lp. No. | WYSZCZEGÓLNIENIE SPECIFICATION a – 31 XII 2013 b – 31 XII 2014 c – przyrost/spadek increase/decrease d – 2013 = 100 | Ogółem Grand total | W tym | | | |
|--|---|-----------------------|--|-------------------|---|--------------|
| | | | rolnictwo, leśnictwo, łowiectwo i rybactwo agriculture, forestry and fishing | przemysł industry | | |
| | | | | razem total | w tym przetwórstwo przemysłowe of which manufacturing | |
| PODREGION CIECHANOWSKO-PŁOCKI (cd.) | | | | | | |
| SUBREGION CIECHANOWSKO-PŁOCKI (cont.) | | | | | | |
| Powiat mławski (dok.) | | | | | | |
| Powiat mławski (cont.) | | | | | | |
| 1 | Gm. w. Lipowiec Kościelny | a | 171 | 18 | 23 | 23 |
| 2 | | b | 169 | 15 | 22 | 22 |
| 3 | | c | -2 | -3 | -1 | -1 |
| 4 | | d | 98,8 | 83,3 | 95,7 | 95,7 |
| 5 | Gm. w. Radzanów | a | 148 | 41 | 10 | 9 |
| 6 | | b | 139 | 35 | 11 | 10 |
| 7 | | c | -9 | -6 | 1 | 1 |
| 8 | | d | 93,9 | 85,4 | 110,0 | 111,1 |
| 9 | Gm. w. Strzegowo | a | 274 | 26 | 35 | 33 |
| 10 | | b | 302 | 22 | 36 | 33 |
| 11 | | c | 28 | -4 | 1 | - |
| 12 | | d | 110,2 | 84,6 | 102,9 | 100,0 |
| 13 | Gm. w. Stupsk | a | 194 | 29 | 24 | 22 |
| 14 | | b | 192 | 22 | 25 | 22 |
| 15 | | c | -2 | -7 | 1 | - |
| 16 | | d | 99,0 | 75,9 | 104,2 | 100,0 |
| 17 | Gm. w. Szreńsk | a | 161 | 40 | 15 | 14 |
| 18 | | b | 159 | 33 | 14 | 12 |
| 19 | | c | -2 | -7 | -1 | -2 |
| 20 | | d | 98,8 | 82,5 | 93,3 | 85,7 |
| 21 | Gm. w. Szydłowo | a | 163 | 29 | 15 | 12 |
| 22 | | b | 182 | 29 | 15 | 12 |
| 23 | | c | 19 | - | - | - |
| 24 | | d | 111,7 | 100,0 | 100,0 | 100,0 |
| 25 | Gm. w. Wieczfnia Kościelna | a | 146 | 29 | 26 | 21 |
| 26 | | b | 156 | 28 | 26 | 21 |
| 27 | | c | 10 | -1 | - | - |
| 28 | | d | 106,8 | 96,6 | 100,0 | 100,0 |
| 29 | Gm. w. Wiśniewo | a | 227 | 15 | 26 | 22 |
| 30 | | b | 240 | 11 | 33 | 29 |
| 31 | | c | 13 | -4 | 7 | 7 |
| 32 | | d | 105,7 | 73,3 | 126,9 | 131,8 |
| 33 | Powiat płocki | a | 5489 | 396 | 589 | 553 |
| 34 | Powiat płocki | b | 5623 | 301 | 602 | 557 |
| 35 | | c | 134 | -95 | 13 | 4 |
| 36 | | d | 102,4 | 76,0 | 102,2 | 100,7 |
| 37 | Gm. m-w. Drobin | a | 306 | 30 | 44 | 42 |
| 38 | | b | 314 | 29 | 44 | 40 |
| 39 | | c | 8 | -1 | - | -2 |
| 40 | | d | 102,6 | 96,7 | 100,0 | 95,2 |

POLSKIEJ KLASYFIKACJI DZIAŁALNOŚCI ORAZ PODREGIONÓW, POWIATÓW I GMIN (cd.)
CLASSIFICATION OF ACTIVITIES AND SUBREGIONS, POWIATS AND GMINAS (cont.)

Of which

| budownictwo construction | handel; naprawa pojazdów samochodo- wych ^Δ trade; repair of motor vehicles ^Δ | transport i gospodarka magazynowa transportation and storage | zakwate- rowanie i gastronomia ^Δ accommodation and catering ^Δ | informacja i komunikacja information and communication | działalność finansowa i ubezpiecze- niowa financial and insurance activities | obsługa rynku nieruchomości ^Δ real estate activities |
|-----------------------------|--|--|---|---|--|--|
| 40 | 47 | 9 | 3 | 1 | 1 | 3 |
| 39 | 44 | 9 | 4 | 2 | 1 | 3 |
| -1 | -3 | - | 1 | 1 | - | - |
| 97,5 | 93,6 | 100,0 | 133,3 | 200,0 | 100,0 | 100,0 |
| 17 | 42 | 7 | 1 | 4 | - | - |
| 13 | 43 | 5 | 2 | 3 | - | - |
| -4 | 1 | -2 | 1 | -1 | - | - |
| 76,5 | 102,4 | 71,4 | 200,0 | 75,0 | x | x |
| 49 | 80 | 23 | 6 | 6 | 8 | - |
| 54 | 90 | 27 | 9 | 5 | 8 | 1 |
| 5 | 10 | 4 | 3 | -1 | - | 1 |
| 110,2 | 112,5 | 117,4 | 150,0 | 83,3 | 100,0 | x |
| 36 | 47 | 15 | 4 | 4 | 5 | 2 |
| 32 | 49 | 17 | 5 | 5 | 5 | 2 |
| -4 | 2 | 2 | 1 | 1 | - | - |
| 88,9 | 104,3 | 113,3 | 125,0 | 125,0 | 100,0 | 100,0 |
| 28 | 49 | 7 | 1 | - | 1 | - |
| 30 | 50 | 7 | 1 | 1 | 1 | - |
| 2 | 1 | - | - | 1 | - | - |
| 107,1 | 102,0 | 100,0 | 100,0 | x | 100,0 | x |
| 29 | 44 | 19 | 2 | - | 4 | 1 |
| 29 | 52 | 26 | 1 | 1 | 7 | 1 |
| - | 8 | 7 | -1 | 1 | 3 | - |
| 100,0 | 118,2 | 136,8 | 50,0 | x | 175,0 | 100,0 |
| 25 | 31 | 10 | 3 | 1 | 1 | - |
| 28 | 39 | 12 | 3 | - | 1 | - |
| 3 | 8 | 2 | - | -1 | - | - |
| 112,0 | 125,8 | 120,0 | 100,0 | x | 100,0 | x |
| 56 | 79 | 18 | 3 | 1 | 3 | - |
| 56 | 81 | 22 | 6 | - | 4 | - |
| - | 2 | 4 | 3 | -1 | 1 | - |
| 100,0 | 102,5 | 122,2 | 200,0 | x | 133,3 | x |
| 924 | 1637 | 442 | 140 | 66 | 152 | 31 |
| 960 | 1695 | 457 | 143 | 73 | 147 | 33 |
| 36 | 58 | 15 | 3 | 7 | -5 | 2 |
| 103,9 | 103,5 | 103,4 | 102,1 | 110,6 | 96,7 | 106,5 |
| 45 | 105 | 16 | 2 | - | 10 | - |
| 46 | 109 | 16 | 3 | 1 | 10 | 1 |
| 1 | 4 | - | 1 | 1 | - | 1 |
| 102,2 | 103,8 | 100,0 | 150,0 | x | 100,0 | x |

| działalność profesjonalna, naukowa i techniczna <i>professional, scientific and technical activities</i> | administrowanie i działalność wspierająca [^] <i>administrative and support service activities</i> | administracja publiczna i obrona narodowa; obowiązkowe zabezpieczenia społeczne <i>public administration and defence; compulsory social security</i> | edukacja <i>education</i> | opieka zdrowotna i pomoc społeczna <i>human health and social work activities</i> | działalność związana z kulturą, rozrywką i rekreacją <i>arts, entertainment and recreation</i> | pozostała działalność usługowa <i>other service activities</i> | Lp. No. |
|---|--|---|------------------------------|--|---|---|---------|
| 10 | 6 | - | 2 | 4 | - | 4 | 1 |
| 12 | 6 | - | 2 | 4 | - | 6 | 2 |
| 2 | - | - | - | - | - | 2 | 3 |
| 120,0 | 100,0 | x | 100,0 | 100,0 | x | 150,0 | 4 |
| 8 | 10 | - | 2 | 2 | 1 | 3 | 5 |
| 8 | 9 | - | 1 | 2 | 2 | 5 | 6 |
| - | -1 | - | -1 | - | 1 | 2 | 7 |
| 100,0 | 90,0 | x | 50,0 | 100,0 | 200,0 | 166,7 | 8 |
| 11 | 11 | - | - | 7 | 2 | 10 | 9 |
| 13 | 15 | - | - | 7 | 3 | 12 | 10 |
| 2 | 4 | - | - | - | 1 | 2 | 11 |
| 118,2 | 136,4 | x | x | 100,0 | 150,0 | 120,0 | 12 |
| 8 | 3 | - | 1 | 5 | - | 11 | 13 |
| 7 | 5 | - | - | 7 | - | 11 | 14 |
| -1 | 2 | - | -1 | 2 | - | - | 15 |
| 87,5 | 166,7 | x | x | 140,0 | x | 100,0 | 16 |
| 3 | 9 | - | 1 | 1 | - | 6 | 17 |
| 3 | 8 | - | 1 | 1 | 1 | 8 | 18 |
| - | -1 | - | - | - | 1 | 2 | 19 |
| 100,0 | 88,9 | x | 100,0 | 100,0 | x | 133,3 | 20 |
| 6 | 5 | - | 3 | 3 | - | 3 | 21 |
| 6 | 6 | - | 3 | 4 | - | 2 | 22 |
| - | 1 | - | - | 1 | - | -1 | 23 |
| 100,0 | 120,0 | x | 100,0 | 133,3 | x | 66,7 | 24 |
| 4 | 6 | - | 1 | 4 | - | 5 | 25 |
| 5 | 5 | - | - | 2 | - | 7 | 26 |
| 1 | -1 | - | -1 | -2 | - | 2 | 27 |
| 125,0 | 83,3 | x | x | 50,0 | x | 140,0 | 28 |
| 6 | 8 | - | 1 | 2 | 1 | 8 | 29 |
| 9 | 7 | - | 1 | 2 | 1 | 7 | 30 |
| 3 | -1 | - | - | - | - | -1 | 31 |
| 150,0 | 87,5 | x | 100,0 | 100,0 | 100,0 | 87,5 | 32 |
| 362 | 159 | - | 75 | 236 | 50 | 230 | 33 |
| 417 | 170 | - | 80 | 249 | 53 | 243 | 34 |
| 55 | 11 | - | 5 | 13 | 3 | 13 | 35 |
| 115,2 | 106,9 | x | 106,7 | 105,5 | 106,0 | 105,7 | 36 |
| 16 | 8 | - | 5 | 7 | 2 | 16 | 37 |
| 18 | 9 | - | 4 | 6 | 4 | 14 | 38 |
| 2 | 1 | - | -1 | -1 | 2 | -2 | 39 |
| 112,5 | 112,5 | x | 80,0 | 85,7 | 200,0 | 87,5 | 40 |

TABL. 4. OSOBY FIZYCZNE PROWADZĄCE DZIAŁALNOŚĆ GOSPODARCZĄ WEDŁUG SEKCJI
NATURAL PERSONS CONDUCTING ECONOMIC ACTIVITY BY SECTIONS OF THE POLISH

| Lp. No. | WYSZCZEGÓLNIENIE SPECIFICATION a – 31 XII 2013 b – 31 XII 2014 c – przyrost/spadek increase/decrease d – 2013 = 100 | Ogółem Grand total | W tym | | | |
|--|---|-----------------------|--|-------------------|---|-------|
| | | | rolnictwo, leśnictwo, łowiectwo i rybactwo agriculture, forestry and fishing | przemysł industry | | |
| | | | | razem total | w tym przetwórstwo przemysłowe of which manufacturing | |
| PODREGION CIECHANOWSKO-PŁOCKI (cd.) | | | | | | |
| SUBREGION CIECHANOWSKO-PŁOCKI (cont.) | | | | | | |
| Powiat płocki (cd.) | | | | | | |
| Powiat płocki (cont.) | | | | | | |
| 1 | Gm. m-w. Gąbin | a | 687 | 30 | 64 | 63 |
| 2 | | b | 708 | 17 | 63 | 61 |
| 3 | | c | 21 | -13 | -1 | -2 |
| 4 | | d | 103,1 | 56,7 | 98,4 | 96,8 |
| 5 | Gm. m-w. Wyszogród | a | 210 | 18 | 18 | 17 |
| 6 | | b | 218 | 12 | 16 | 14 |
| 7 | | c | 8 | -6 | -2 | -3 |
| 8 | | d | 103,8 | 66,7 | 88,9 | 82,4 |
| 9 | Gm. w. Bielsk | a | 400 | 34 | 38 | 37 |
| 10 | | b | 407 | 23 | 46 | 45 |
| 11 | | c | 7 | -11 | 8 | 8 |
| 12 | | d | 101,8 | 67,6 | 121,1 | 121,6 |
| 13 | Gm. w. Bodzanów | a | 404 | 35 | 38 | 36 |
| 14 | | b | 415 | 31 | 40 | 37 |
| 15 | | c | 11 | -4 | 2 | 1 |
| 16 | | d | 102,7 | 88,6 | 105,3 | 102,8 |
| 17 | Gm. w. Brudzeń Duży | a | 346 | 26 | 49 | 46 |
| 18 | | b | 346 | 20 | 48 | 45 |
| 19 | | c | - | -6 | -1 | -1 |
| 20 | | d | 100,0 | 76,9 | 98,0 | 97,8 |
| 21 | Gm. w. Bulkowo | a | 186 | 31 | 11 | 9 |
| 22 | | b | 189 | 25 | 11 | 9 |
| 23 | | c | 3 | -6 | - | - |
| 24 | | d | 101,6 | 80,6 | 100,0 | 100,0 |
| 25 | Gm. w. Łąck | a | 310 | 11 | 34 | 33 |
| 26 | | b | 315 | 6 | 31 | 29 |
| 27 | | c | 5 | -5 | -3 | -4 |
| 28 | | d | 101,6 | 54,5 | 91,2 | 87,9 |
| 29 | Gm. w. Mała Wieś | a | 219 | 27 | 24 | 21 |
| 30 | | b | 218 | 26 | 25 | 21 |
| 31 | | c | -1 | -1 | 1 | - |
| 32 | | d | 99,5 | 96,3 | 104,2 | 100,0 |
| 33 | Gm. w. Nowy Duninów | a | 206 | 23 | 25 | 24 |
| 34 | | b | 213 | 21 | 30 | 28 |
| 35 | | c | 7 | -2 | 5 | 4 |
| 36 | | d | 103,4 | 91,3 | 120,0 | 116,7 |
| 37 | Gm. w. Radzanowo | a | 434 | 26 | 52 | 50 |
| 38 | | b | 460 | 15 | 52 | 50 |
| 39 | | c | 26 | -11 | - | - |
| 40 | | d | 106,0 | 57,7 | 100,0 | 100,0 |

POLSKIEJ KLASYFIKACJI DZIAŁALNOŚCI ORAZ PODREGIONÓW, POWIATÓW I GMIN (cd.)
CLASSIFICATION OF ACTIVITIES AND SUBREGIONS, POWIATS AND GMINAS (cont.)

Of which

| <i>budownictwo construction</i> | <i>handel; naprawa pojazdów samochodo- wych^Δ trade; repair of motor vehicles^Δ</i> | <i>transport i gospodarka magazynowa transportation and storage</i> | <i>zakwate- rowanie i gastronomia^Δ accommodation and catering^Δ</i> | <i>informacja i komunikacja information and communication</i> | <i>działalność finansowa i ubezpiecze- niowa financial and insurance activities</i> | <i>obsługa rynku nieruchomości^Δ real estate activities</i> |
|-------------------------------------|---|---|--|---|---|---|
| 126 | 233 | 51 | 14 | 12 | 26 | 4 |
| 133 | 248 | 53 | 15 | 11 | 24 | 4 |
| 7 | 15 | 2 | 1 | -1 | -2 | - |
| 105,6 | 106,4 | 103,9 | 107,1 | 91,7 | 92,3 | 100,0 |
| 31 | 72 | 12 | 10 | 4 | 4 | 2 |
| 38 | 77 | 13 | 12 | 3 | 5 | 2 |
| 7 | 5 | 1 | 2 | -1 | 1 | - |
| 122,6 | 106,9 | 108,3 | 120,0 | 75,0 | 125,0 | 100,0 |
| 69 | 124 | 36 | 5 | 4 | 12 | - |
| 73 | 125 | 35 | 5 | 3 | 11 | - |
| 4 | 1 | -1 | - | -1 | -1 | - |
| 105,8 | 100,8 | 97,2 | 100,0 | 75,0 | 91,7 | x |
| 70 | 132 | 29 | 15 | 6 | 5 | 2 |
| 75 | 134 | 25 | 14 | 5 | 6 | 1 |
| 5 | 2 | -4 | -1 | -1 | 1 | -1 |
| 107,1 | 101,5 | 86,2 | 93,3 | 83,3 | 120,0 | 50,0 |
| 78 | 87 | 35 | 5 | 4 | 12 | 1 |
| 80 | 89 | 36 | 4 | 6 | 9 | - |
| 2 | 2 | 1 | -1 | 2 | -3 | -1 |
| 102,6 | 102,3 | 102,9 | 80,0 | 150,0 | 75,0 | x |
| 41 | 56 | 11 | 2 | 2 | 4 | - |
| 42 | 59 | 13 | 3 | 3 | 4 | - |
| 1 | 3 | 2 | 1 | 1 | - | - |
| 102,4 | 105,4 | 118,2 | 150,0 | 150,0 | 100,0 | x |
| 62 | 80 | 17 | 16 | 2 | 7 | 3 |
| 63 | 88 | 16 | 15 | 4 | 9 | 4 |
| 1 | 8 | -1 | -1 | 2 | 2 | 1 |
| 101,6 | 110,0 | 94,1 | 93,8 | 200,0 | 128,6 | 133,3 |
| 39 | 75 | 18 | 3 | 2 | 7 | - |
| 41 | 68 | 18 | 6 | 3 | 6 | - |
| 2 | -7 | - | 3 | 1 | -1 | - |
| 105,1 | 90,7 | 100,0 | 200,0 | 150,0 | 85,7 | x |
| 37 | 51 | 8 | 13 | 3 | 5 | - |
| 41 | 52 | 11 | 12 | 3 | 4 | - |
| 4 | 1 | 3 | -1 | - | -1 | - |
| 110,8 | 102,0 | 137,5 | 92,3 | 100,0 | 80,0 | x |
| 59 | 147 | 43 | 11 | 1 | 6 | 4 |
| 60 | 165 | 44 | 10 | 3 | 8 | 6 |
| 1 | 18 | 1 | -1 | 2 | 2 | 2 |
| 101,7 | 112,2 | 102,3 | 90,9 | 300,0 | 133,3 | 150,0 |

| działalność profesjonalna, naukowa i techniczna <i>professional, scientific and technical activities</i> | administrowanie i działalność wspierająca ^Δ <i>administrative and support service activities</i> | administracja publiczna i obrona narodowa; obowiązkowe zabezpieczenia społeczne <i>public administration and defence; compulsory social security</i> | edukacja <i>education</i> | opieka zdrowotna i pomoc społeczna <i>human health and social work activities</i> | działalność związana z kulturą, rozrywką i rekreacją <i>arts, entertainment and recreation</i> | pozostała działalność usługowa <i>other service activities</i> | Lp. No. |
|---|--|---|------------------------------|--|---|---|---------|
| 46 | 15 | — | 11 | 22 | 5 | 28 | 1 |
| 52 | 15 | — | 11 | 29 | 5 | 28 | 2 |
| 6 | — | — | — | 7 | — | — | 3 |
| 113,0 | 100,0 | x | 100,0 | 131,8 | 100,0 | 100,0 | 4 |
| 11 | 7 | — | 4 | 3 | 1 | 13 | 5 |
| 11 | 5 | — | 5 | 4 | 1 | 14 | 6 |
| — | -2 | — | 1 | 1 | — | 1 | 7 |
| 100,0 | 71,4 | x | 125,0 | 133,3 | 100,0 | 107,7 | 8 |
| 26 | 11 | — | 6 | 10 | 6 | 19 | 9 |
| 28 | 12 | — | 8 | 12 | 8 | 18 | 10 |
| 2 | 1 | — | 2 | 2 | 2 | -1 | 11 |
| 107,7 | 109,1 | x | 133,3 | 120,0 | 133,3 | 94,7 | 12 |
| 23 | 12 | — | 4 | 16 | 1 | 16 | 13 |
| 27 | 16 | — | 6 | 18 | 1 | 16 | 14 |
| 4 | 4 | — | 2 | 2 | — | — | 15 |
| 117,4 | 133,3 | x | 150,0 | 112,5 | 100,0 | 100,0 | 16 |
| 14 | 7 | — | 4 | 10 | — | 14 | 17 |
| 16 | 11 | — | 4 | 10 | — | 13 | 18 |
| 2 | 4 | — | — | — | — | -1 | 19 |
| 114,3 | 157,1 | x | 100,0 | 100,0 | x | 92,9 | 20 |
| 9 | 7 | — | — | 4 | 2 | 6 | 21 |
| 10 | 7 | — | — | 2 | 2 | 8 | 22 |
| 1 | — | — | — | -2 | — | 2 | 23 |
| 111,1 | 100,0 | x | x | 50,0 | 100,0 | 133,3 | 24 |
| 15 | 17 | — | 7 | 18 | 9 | 12 | 25 |
| 21 | 15 | — | 6 | 17 | 9 | 11 | 26 |
| 6 | -2 | — | -1 | -1 | — | -1 | 27 |
| 140,0 | 88,2 | x | 85,7 | 94,4 | 100,0 | 91,7 | 28 |
| 3 | 7 | — | 1 | 4 | 3 | 6 | 29 |
| 5 | 6 | — | 1 | 3 | 3 | 7 | 30 |
| 2 | -1 | — | — | -1 | — | 1 | 31 |
| 166,7 | 85,7 | x | 100,0 | 75,0 | 100,0 | 116,7 | 32 |
| 11 | 8 | — | 5 | 8 | 1 | 8 | 33 |
| 12 | 7 | — | 4 | 6 | 1 | 9 | 34 |
| 1 | -1 | — | -1 | -2 | — | 1 | 35 |
| 109,1 | 87,5 | x | 80,0 | 75,0 | 100,0 | 112,5 | 36 |
| 36 | 12 | — | 5 | 14 | 3 | 15 | 37 |
| 39 | 13 | — | 8 | 14 | 4 | 19 | 38 |
| 3 | 1 | — | 3 | — | 1 | 4 | 39 |
| 108,3 | 108,3 | x | 160,0 | 100,0 | 133,3 | 126,7 | 40 |

TABL. 4. OSOBY FIZYCZNE PROWADZĄCE DZIAŁALNOŚĆ GOSPODARCZĄ WEDŁUG SEKCJI
NATURAL PERSONS CONDUCTING ECONOMIC ACTIVITY BY SECTIONS OF THE POLISH

| Lp. No. | WYSZCZEGÓLNIENIE SPECIFICATION a – 31 XII 2013 b – 31 XII 2014 c – przyrost/spadek increase/decrease d – 2013 = 100 | Ogółem Grand total | W tym | | |
|------------|---|-----------------------|--|-------------------|---|
| | | | rolnictwo, leśnictwo, łowiectwo i rybactwo agriculture, forestry and fishing | przemysł industry | |
| | | | | razem total | w tym przetwórstwo przemysłowe of which manufacturing |
| | PODREGION CIECHANOWSKO-PŁOCKI (cd.) SUBREGION CIECHANOWSKO-PŁOCKI (cont.) Powiat płocki (dok.) Powiat płocki (cont.) | | | | |
| 1 | Gm. w. Słubice a | 183 | 18 | 16 | 12 |
| 2 | b | 192 | 8 | 22 | 17 |
| 3 | c | 9 | -10 | 6 | 5 |
| 4 | d | 104,9 | 44,4 | 137,5 | 141,7 |
| 5 | Gm. w. Stupno a | 655 | 23 | 62 | 59 |
| 6 | b | 675 | 14 | 61 | 59 |
| 7 | c | 20 | -9 | -1 | - |
| 8 | d | 103,1 | 60,9 | 98,4 | 100,0 |
| 9 | Gm. w. Stara Biała a | 652 | 33 | 78 | 73 |
| 10 | b | 659 | 27 | 80 | 75 |
| 11 | c | 7 | -6 | 2 | 2 |
| 12 | d | 101,1 | 81,8 | 102,6 | 102,7 |
| 13 | Gm. w. Staroźreby a | 291 | 31 | 36 | 31 |
| 14 | b | 294 | 27 | 33 | 27 |
| 15 | c | 3 | -4 | -3 | -4 |
| 16 | d | 101,0 | 87,1 | 91,7 | 87,1 |
| 17 | Powiat płoński a | 4973 | 318 | 469 | 437 |
| 18 | Powiat płoński b | 4975 | 191 | 467 | 437 |
| 19 | c | 2 | -127 | -2 | - |
| 20 | d | 100,0 | 60,1 | 99,6 | 100,0 |
| 21 | M. Płońsk a | 2057 | 20 | 186 | 179 |
| 22 | b | 2031 | 5 | 186 | 180 |
| 23 | c | -26 | -15 | - | 1 |
| 24 | d | 98,7 | 25,0 | 100,0 | 100,6 |
| 25 | M. Raciąż a | 286 | 4 | 29 | 28 |
| 26 | b | 280 | 1 | 27 | 26 |
| 27 | c | -6 | -3 | -2 | -2 |
| 28 | d | 97,9 | 25,0 | 93,1 | 92,9 |
| 29 | Gm. w. Baboszewo a | 340 | 41 | 25 | 24 |
| 30 | b | 344 | 31 | 26 | 25 |
| 31 | c | 4 | -10 | 1 | 1 |
| 32 | d | 101,2 | 75,6 | 104,0 | 104,2 |
| 33 | Gm. w. Czerwińsk nad Wisłą a | 261 | 45 | 17 | 16 |
| 34 | b | 257 | 33 | 17 | 16 |
| 35 | c | -4 | -12 | - | - |
| 36 | d | 98,5 | 73,3 | 100,0 | 100,0 |
| 37 | Gm. w. Dzierżążnia a | 139 | 30 | 8 | 8 |
| 38 | b | 145 | 24 | 8 | 8 |
| 39 | c | 6 | -6 | - | - |
| 40 | d | 104,3 | 80,0 | 100,0 | 100,0 |

POLSKIEJ KLASYFIKACJI DZIAŁALNOŚCI ORAZ PODREGIONÓW, POWIATÓW I GMIN (cd.)
CLASSIFICATION OF ACTIVITIES AND SUBREGIONS, POWIATS AND GMINAS (cont.)

Of which

| <i>budownictwo construction</i> | <i>handel; naprawa pojazdów samochodo- wych^Δ trade; repair of motor vehicles^Δ</i> | <i>transport i gospodarka magazynowa transportation and storage</i> | <i>zakwate- rowanie i gastronomia^Δ accommodation and catering^Δ</i> | <i>informacja i komunikacja information and communication</i> | <i>działalność finansowa i ubezpiecze- niowa financial and insurance activities</i> | <i>obsługa rynku nieruchomości^Δ real estate activities</i> |
|-------------------------------------|---|---|--|---|---|---|
| 46 | 52 | 24 | 2 | - | 7 | - |
| 48 | 56 | 27 | 4 | - | 4 | 1 |
| 2 | 4 | 3 | 2 | - | -3 | 1 |
| 104,3 | 107,7 | 112,5 | 200,0 | x | 57,1 | x |
| 87 | 138 | 51 | 21 | 15 | 21 | 11 |
| 85 | 143 | 58 | 18 | 16 | 24 | 12 |
| -2 | 5 | 7 | -3 | 1 | 3 | 1 |
| 97,7 | 103,6 | 113,7 | 85,7 | 106,7 | 114,3 | 109,1 |
| 89 | 189 | 67 | 14 | 11 | 17 | 2 |
| 83 | 186 | 71 | 14 | 11 | 15 | 1 |
| -6 | -3 | 4 | - | - | -2 | -1 |
| 93,3 | 98,4 | 106,0 | 100,0 | 100,0 | 88,2 | 50,0 |
| 45 | 96 | 24 | 7 | - | 9 | 2 |
| 52 | 96 | 21 | 8 | 1 | 8 | 1 |
| 7 | - | -3 | 1 | 1 | -1 | -1 |
| 115,6 | 100,0 | 87,5 | 114,3 | x | 88,9 | 50,0 |
| 634 | 1652 | 361 | 148 | 85 | 145 | 47 |
| 675 | 1668 | 378 | 137 | 81 | 151 | 52 |
| 41 | 16 | 17 | -11 | -4 | 6 | 5 |
| 106,5 | 101,0 | 104,7 | 92,6 | 95,3 | 104,1 | 110,6 |
| 199 | 698 | 122 | 74 | 53 | 72 | 25 |
| 194 | 694 | 116 | 69 | 45 | 73 | 28 |
| -5 | -4 | -6 | -5 | -8 | 1 | 3 |
| 97,5 | 99,4 | 95,1 | 93,2 | 84,9 | 101,4 | 112,0 |
| 24 | 130 | 11 | 9 | 6 | 10 | 5 |
| 28 | 126 | 12 | 6 | 6 | 8 | 5 |
| 4 | -4 | 1 | -3 | - | -2 | - |
| 116,7 | 96,9 | 109,1 | 66,7 | 100,0 | 80,0 | 100,0 |
| 61 | 117 | 25 | 6 | 7 | 7 | 2 |
| 63 | 116 | 27 | 7 | 7 | 7 | - |
| 2 | -1 | 2 | 1 | - | - | -2 |
| 103,3 | 99,1 | 108,0 | 116,7 | 100,0 | 100,0 | x |
| 35 | 83 | 28 | 4 | 1 | 10 | 2 |
| 36 | 85 | 31 | 4 | 2 | 9 | 2 |
| 1 | 2 | 3 | - | 1 | -1 | - |
| 102,9 | 102,4 | 110,7 | 100,0 | 200,0 | 90,0 | 100,0 |
| 22 | 43 | 13 | 1 | 1 | - | - |
| 26 | 44 | 13 | 2 | 1 | 2 | - |
| 4 | 1 | - | 1 | - | 2 | - |
| 118,2 | 102,3 | 100,0 | 200,0 | 100,0 | x | x |

| działalność profesjonalna, naukowa i techniczna <i>professional, scientific and technical activities</i> | administrowanie i działalność wspierająca [^] <i>administrative and support service activities</i> | administracja publiczna i obrona narodowa; obowiązkowe zabezpieczenia społeczne <i>public administration and defence; compulsory social security</i> | edukacja <i>education</i> | opieka zdrowotna i pomoc społeczna <i>human health and social work activities</i> | działalność związana z kulturą, rozrywką i rekreacją <i>arts, entertainment and recreation</i> | pozostała działalność usługowa <i>other service activities</i> | Lp. No. |
|---|--|---|------------------------------|--|---|---|---------|
| 4 | 1 | - | 1 | 1 | 5 | 6 | 1 |
| 9 | 1 | - | - | 1 | 5 | 6 | 2 |
| 5 | - | - | -1 | - | - | - | 3 |
| 225,0 | 100,0 | x | x | 100,0 | 100,0 | 100,0 | 4 |
| 89 | 19 | - | 9 | 77 | 10 | 22 | 5 |
| 94 | 25 | - | 10 | 85 | 8 | 22 | 6 |
| 5 | 6 | - | 1 | 8 | -2 | - | 7 |
| 105,6 | 131,6 | x | 111,1 | 110,4 | 80,0 | 100,0 | 8 |
| 50 | 20 | - | 12 | 33 | 2 | 35 | 9 |
| 65 | 18 | - | 10 | 32 | 2 | 44 | 10 |
| 15 | -2 | - | -2 | -1 | - | 9 | 11 |
| 130,0 | 90,0 | x | 83,3 | 97,0 | 100,0 | 125,7 | 12 |
| 9 | 8 | - | 1 | 9 | - | 14 | 13 |
| 10 | 10 | - | 3 | 10 | - | 14 | 14 |
| 1 | 2 | - | 2 | 1 | - | - | 15 |
| 111,1 | 125,0 | x | 300,0 | 111,1 | x | 100,0 | 16 |
| 345 | 171 | - | 128 | 197 | 33 | 240 | 17 |
| 358 | 182 | - | 128 | 215 | 37 | 255 | 18 |
| 13 | 11 | - | - | 18 | 4 | 15 | 19 |
| 103,8 | 106,4 | x | 100,0 | 109,1 | 112,1 | 106,3 | 20 |
| 214 | 55 | - | 73 | 135 | 16 | 115 | 21 |
| 216 | 55 | - | 72 | 143 | 18 | 117 | 22 |
| 2 | - | - | -1 | 8 | 2 | 2 | 23 |
| 100,9 | 100,0 | x | 98,6 | 105,9 | 112,5 | 101,7 | 24 |
| 14 | 3 | - | 5 | 9 | 2 | 25 | 25 |
| 13 | 8 | - | 5 | 8 | 2 | 25 | 26 |
| -1 | 5 | - | - | -1 | - | - | 27 |
| 92,9 | 266,7 | x | 100,0 | 88,9 | 100,0 | 100,0 | 28 |
| 19 | 6 | - | 4 | 6 | 2 | 12 | 29 |
| 22 | 8 | - | 4 | 8 | 3 | 15 | 30 |
| 3 | 2 | - | - | 2 | 1 | 3 | 31 |
| 115,8 | 133,3 | x | 100,0 | 133,3 | 150,0 | 125,0 | 32 |
| 7 | 8 | - | 4 | 6 | 2 | 9 | 33 |
| 8 | 11 | - | 3 | 6 | 2 | 8 | 34 |
| 1 | 3 | - | -1 | - | - | -1 | 35 |
| 114,3 | 137,5 | x | 75,0 | 100,0 | 100,0 | 88,9 | 36 |
| 8 | 2 | - | 1 | - | - | 10 | 37 |
| 9 | 4 | - | 2 | - | - | 10 | 38 |
| 1 | 2 | - | 1 | - | - | - | 39 |
| 112,5 | 200,0 | x | 200,0 | x | x | 100,0 | 40 |

TABL. 4. OSOBY FIZYCZNE PROWADZĄCE DZIAŁALNOŚĆ GOSPODARCZĄ WEDŁUG SEKCJI
 NATURAL PERSONS CONDUCTING ECONOMIC ACTIVITY BY SECTIONS OF THE POLISH

| Lp. No. | WYSZCZEGÓLNIENIE SPECIFICATION a – 31 XII 2013 b – 31 XII 2014 c – przyrost/spadek increase/decrease d – 2013 = 100 | Ogółem Grand total | W tym | | |
|--|---|-----------------------|--|-------------------|---|
| | | | rolnictwo, leśnictwo, łowiectwo i rybactwo agriculture, forestry and fishing | przemysł industry | |
| | | | | razem total | w tym przetwórstwo przemysłowe of which manufacturing |
| PODREGION CIECHANOWSKO-PŁOCKI (cd.) | | | | | |
| SUBREGION CIECHANOWSKO-PŁOCKI (cont.) | | | | | |
| Powiat płoński (dok.) | | | | | |
| Powiat płoński (cont.) | | | | | |
| 1 | Gm. w. Joniec | a 129 | 14 | 18 | 18 |
| 2 | | b 127 | 4 | 15 | 15 |
| 3 | | c -2 | -10 | -3 | -3 |
| 4 | | d 98,4 | 28,6 | 83,3 | 83,3 |
| 5 | Gm. w. Naruszewo | a 214 | 28 | 13 | 13 |
| 6 | | b 215 | 14 | 18 | 18 |
| 7 | | c 1 | -14 | 5 | 5 |
| 8 | | d 100,5 | 50,0 | 138,5 | 138,5 |
| 9 | Gm. w. Nowe Miasto | a 239 | 22 | 26 | 23 |
| 10 | | b 230 | 8 | 25 | 22 |
| 11 | | c -9 | -14 | -1 | -1 |
| 12 | | d 96,2 | 36,4 | 96,2 | 95,7 |
| 13 | Gm. w. Płońsk | a 434 | 33 | 51 | 42 |
| 14 | | b 443 | 17 | 54 | 43 |
| 15 | | c 9 | -16 | 3 | 1 |
| 16 | | d 102,1 | 51,5 | 105,9 | 102,4 |
| 17 | Gm. w. Raciąż | a 245 | 38 | 25 | 24 |
| 18 | | b 265 | 30 | 27 | 26 |
| 19 | | c 20 | -8 | 2 | 2 |
| 20 | | d 108,2 | 78,9 | 108,0 | 108,3 |
| 21 | Gm. w. Sochocin | a 376 | 26 | 48 | 41 |
| 22 | | b 371 | 13 | 46 | 40 |
| 23 | | c -5 | -13 | -2 | -1 |
| 24 | | d 98,7 | 50,0 | 95,8 | 97,6 |
| 25 | Gm. w. Załuski | a 253 | 17 | 23 | 21 |
| 26 | | b 267 | 11 | 18 | 18 |
| 27 | | c 14 | -6 | -5 | -3 |
| 28 | | d 105,5 | 64,7 | 78,3 | 85,7 |
| 29 | Powiat sierpecki | a 2529 | 241 | 284 | 262 |
| 30 | Powiat sierpecki | b 2595 | 197 | 286 | 263 |
| 31 | | c 66 | -44 | 2 | 1 |
| 32 | | d 102,6 | 81,7 | 100,7 | 100,4 |
| 33 | M. Sierpc | a 1306 | 21 | 123 | 120 |
| 34 | | b 1311 | 21 | 117 | 114 |
| 35 | | c 5 | - | -6 | -6 |
| 36 | | d 100,4 | 100,0 | 95,1 | 95,0 |
| 37 | Gm. w. Gozdowo | a 186 | 30 | 29 | 23 |
| 38 | | b 199 | 24 | 31 | 24 |
| 39 | | c 13 | -6 | 2 | 1 |
| 40 | | d 107,0 | 80,0 | 106,9 | 104,3 |

POLSKIEJ KLASYFIKACJI DZIAŁALNOŚCI ORAZ PODREGIONÓW, POWIATÓW I GMIN (cd.)
CLASSIFICATION OF ACTIVITIES AND SUBREGIONS, POWIATS AND GMINAS (cont.)

Of which

| <i>budownictwo construction</i> | <i>handel; naprawa pojazdów samochodo- wych^Δ trade; repair of motor vehicles^Δ</i> | <i>transport i gospodarka magazynowa transportation and storage</i> | <i>zakwate- rowanie i gastronomia^Δ accommodation and catering^Δ</i> | <i>informacja i komunikacja information and communication</i> | <i>działalność finansowa i ubezpiecze- niowa financial and insurance activities</i> | <i>obsługa rynku nieruchomości^Δ real estate activities</i> |
|-------------------------------------|---|---|--|---|---|---|
| 21 | 37 | 13 | 5 | 3 | 2 | - |
| 26 | 40 | 15 | 3 | 2 | 4 | 1 |
| 5 | 3 | 2 | -2 | -1 | 2 | 1 |
| 123,8 | 108,1 | 115,4 | 60,0 | 66,7 | 200,0 | x |
| 48 | 58 | 15 | 4 | 2 | 7 | 1 |
| 49 | 64 | 19 | 3 | 2 | 7 | 3 |
| 1 | 6 | 4 | -1 | - | - | 2 |
| 102,1 | 110,3 | 126,7 | 75,0 | 100,0 | 100,0 | 300,0 |
| 44 | 69 | 11 | 4 | 2 | 12 | 1 |
| 46 | 72 | 12 | 3 | 3 | 11 | 1 |
| 2 | 3 | 1 | -1 | 1 | -1 | - |
| 104,5 | 104,3 | 109,1 | 75,0 | 150,0 | 91,7 | 100,0 |
| 64 | 131 | 40 | 14 | 2 | 3 | 5 |
| 70 | 135 | 42 | 12 | 5 | 3 | 5 |
| 6 | 4 | 2 | -2 | 3 | - | - |
| 109,4 | 103,1 | 105,0 | 85,7 | 250,0 | 100,0 | 100,0 |
| 36 | 68 | 26 | 11 | 3 | 6 | - |
| 49 | 72 | 30 | 11 | 3 | 6 | 1 |
| 13 | 4 | 4 | - | - | - | 1 |
| 136,1 | 105,9 | 115,4 | 100,0 | 100,0 | 100,0 | x |
| 47 | 125 | 31 | 7 | 3 | 11 | 5 |
| 51 | 117 | 31 | 8 | 3 | 17 | 5 |
| 4 | -8 | - | 1 | - | 6 | - |
| 108,5 | 93,6 | 100,0 | 114,3 | 100,0 | 154,5 | 100,0 |
| 33 | 93 | 26 | 9 | 2 | 5 | 1 |
| 37 | 103 | 30 | 9 | 2 | 4 | 1 |
| 4 | 10 | 4 | - | - | -1 | - |
| 112,1 | 110,8 | 115,4 | 100,0 | 100,0 | 80,0 | 100,0 |
| 381 | 823 | 113 | 63 | 37 | 75 | 18 |
| 409 | 877 | 115 | 63 | 35 | 69 | 21 |
| 28 | 54 | 2 | - | -2 | -6 | 3 |
| 107,3 | 106,6 | 101,8 | 100,0 | 94,6 | 92,0 | 116,7 |
| 144 | 475 | 60 | 40 | 26 | 49 | 16 |
| 151 | 485 | 61 | 38 | 22 | 41 | 16 |
| 7 | 10 | 1 | -2 | -4 | -8 | - |
| 104,9 | 102,1 | 101,7 | 95,0 | 84,6 | 83,7 | 100,0 |
| 30 | 53 | 11 | 4 | - | 4 | - |
| 42 | 52 | 10 | 5 | 2 | 4 | - |
| 12 | -1 | -1 | 1 | 2 | - | - |
| 140,0 | 98,1 | 90,9 | 125,0 | x | 100,0 | x |

| działalność profesjonalna, naukowa i techniczna <i>professional, scientific and technical activities</i> | administrowanie i działalność wspierająca ^A <i>administrative and support service activities</i> | administracja publiczna i obrona narodowa; obowiązkowe zabezpieczenia społeczne <i>public administration and defence; compulsory social security</i> | edukacja <i>education</i> | opieka zdrowotna i pomoc społeczna <i>human health and social work activities</i> | działalność związana z kulturą, rozrywką i rekreacją <i>arts, entertainment and recreation</i> | pozostała działalność usługowa <i>other service activities</i> | Lp. No. |
|---|--|---|------------------------------|--|---|---|---------|
| 5 | 5 | - | 3 | - | 1 | 2 | 1 |
| 5 | 4 | - | 3 | - | 1 | 4 | 2 |
| - | -1 | - | - | - | - | 2 | 3 |
| 100,0 | 80,0 | x | 100,0 | x | 100,0 | 200,0 | 4 |
| 6 | 13 | - | 6 | 2 | 4 | 7 | 5 |
| 8 | 11 | - | 4 | 4 | 3 | 6 | 6 |
| 2 | -2 | - | -2 | 2 | -1 | -1 | 7 |
| 133,3 | 84,6 | x | 66,7 | 200,0 | 75,0 | 85,7 | 8 |
| 15 | 9 | - | 7 | 5 | - | 12 | 9 |
| 15 | 8 | - | 7 | 4 | 1 | 14 | 10 |
| - | -1 | - | - | -1 | 1 | 2 | 11 |
| 100,0 | 88,9 | x | 100,0 | 80,0 | x | 116,7 | 12 |
| 18 | 23 | - | 11 | 14 | 3 | 22 | 13 |
| 20 | 23 | - | 15 | 15 | 4 | 23 | 14 |
| 2 | - | - | 4 | 1 | 1 | 1 | 15 |
| 111,1 | 100,0 | x | 136,4 | 107,1 | 133,3 | 104,5 | 16 |
| 10 | 8 | - | 1 | 2 | - | 11 | 17 |
| 11 | 7 | - | 1 | 3 | 1 | 13 | 18 |
| 1 | -1 | - | - | 1 | 1 | 2 | 19 |
| 110,0 | 87,5 | x | 100,0 | 150,0 | x | 118,2 | 20 |
| 14 | 29 | - | 11 | 7 | 2 | 10 | 21 |
| 15 | 31 | - | 9 | 10 | - | 15 | 22 |
| 1 | 2 | - | -2 | 3 | -2 | 5 | 23 |
| 107,1 | 106,9 | x | 81,8 | 142,9 | x | 150,0 | 24 |
| 15 | 10 | - | 2 | 11 | 1 | 5 | 25 |
| 16 | 12 | - | 3 | 14 | 2 | 5 | 26 |
| 1 | 2 | - | 1 | 3 | 1 | - | 27 |
| 106,7 | 120,0 | x | 150,0 | 127,3 | 200,0 | 100,0 | 28 |
| 131 | 65 | - | 40 | 133 | 15 | 110 | 29 |
| 140 | 76 | - | 44 | 136 | 15 | 112 | 30 |
| 9 | 11 | - | 4 | 3 | - | 2 | 31 |
| 106,9 | 116,9 | x | 110,0 | 102,3 | 100,0 | 101,8 | 32 |
| 92 | 43 | - | 34 | 112 | 8 | 63 | 33 |
| 92 | 48 | - | 37 | 111 | 8 | 63 | 34 |
| - | 5 | - | 3 | -1 | - | - | 35 |
| 100,0 | 111,6 | x | 108,8 | 99,1 | 100,0 | 100,0 | 36 |
| 7 | 3 | - | - | 5 | - | 10 | 37 |
| 9 | 3 | - | 1 | 6 | - | 10 | 38 |
| 2 | - | - | 1 | 1 | - | - | 39 |
| 128,6 | 100,0 | x | x | 120,0 | x | 100,0 | 40 |

TABL. 4. OSOBY FIZYCZNE PROWADZĄCE DZIAŁALNOŚĆ GOSPODARCZĄ WEDŁUG SEKCJI
NATURAL PERSONS CONDUCTING ECONOMIC ACTIVITY BY SECTIONS OF THE POLISH

| Lp. No. | WYSZCZEGÓLNIENIE SPECIFICATION a – 31 XII 2013 b – 31 XII 2014 c – przyrost/spadek increase/decrease d – 2013 = 100 | Ogółem <i>Grand total</i> | W tym | | |
|--|---|------------------------------|---|--------------------------|---|
| | | | rolnictwo, leśnictwo, łowiectwo i rybactwo <i>agriculture, forestry and fishing</i> | przemysł <i>industry</i> | |
| | | | | razem <i>total</i> | w tym przetwórstwo przemysłowe <i>of which manufacturing</i> |
| PODREGION CIECHANOWSKO-PŁOCKI (cd.) | | | | | |
| SUBREGION CIECHANOWSKO-PŁOCKI (cont.) | | | | | |
| Powiat sierpecki (dok.) | | | | | |
| Powiat sierpecki (cont.) | | | | | |
| 1 | Gm. w. Mochowo | 198 | 36 | 30 | 26 |
| 2 | | 204 | 26 | 32 | 28 |
| 3 | | 6 | -10 | 2 | 2 |
| 4 | | 103,0 | 72,2 | 106,7 | 107,7 |
| 5 | Gm. w. Rościszewo | 129 | 26 | 21 | 18 |
| 6 | | 132 | 18 | 20 | 17 |
| 7 | | 3 | -8 | -1 | -1 |
| 8 | | 102,3 | 69,2 | 95,2 | 94,4 |
| 9 | Gm. w. Sierpc | 326 | 40 | 42 | 38 |
| 10 | | 333 | 28 | 41 | 37 |
| 11 | | 7 | -12 | -1 | -1 |
| 12 | | 102,1 | 70,0 | 97,6 | 97,4 |
| 13 | Gm. w. Szczutowo | 143 | 21 | 13 | 12 |
| 14 | | 163 | 15 | 19 | 18 |
| 15 | | 20 | -6 | 6 | 6 |
| 16 | | 114,0 | 71,4 | 146,2 | 150,0 |
| 17 | Gm. w. Zawidz | 241 | 67 | 26 | 25 |
| 18 | | 253 | 65 | 26 | 25 |
| 19 | | 12 | -2 | - | - |
| 20 | | 105,0 | 97,0 | 100,0 | 100,0 |
| 21 | Powiat żuromiński | 2176 | 381 | 193 | 185 |
| 22 | Powiat żuromiński | 2188 | 307 | 207 | 195 |
| 23 | | 12 | -74 | 14 | 10 |
| 24 | | 100,6 | 80,6 | 107,3 | 105,4 |
| 25 | Gm. m-w. Biezuń | 311 | 110 | 16 | 14 |
| 26 | | 296 | 91 | 20 | 16 |
| 27 | | -15 | -19 | 4 | 2 |
| 28 | | 95,2 | 82,7 | 125,0 | 114,3 |
| 29 | Gm. m-w. Żuromin | 1062 | 125 | 106 | 103 |
| 30 | | 1055 | 99 | 105 | 102 |
| 31 | | -7 | -26 | -1 | -1 |
| 32 | | 99,3 | 79,2 | 99,1 | 99,0 |
| 33 | Gm. w. Kuczbork-Osada | 162 | 32 | 15 | 15 |
| 34 | | 169 | 24 | 14 | 13 |
| 35 | | 7 | -8 | -1 | -2 |
| 36 | | 104,3 | 75,0 | 93,3 | 86,7 |
| 37 | Gm. w. Lubowidz | 373 | 51 | 39 | 37 |
| 38 | | 381 | 38 | 47 | 44 |
| 39 | | 8 | -13 | 8 | 7 |
| 40 | | 102,1 | 74,5 | 120,5 | 118,9 |

POLSKIEJ KLASYFIKACJI DZIAŁALNOŚCI ORAZ PODREGIONÓW, POWIATÓW I GMIN (cd.)
CLASSIFICATION OF ACTIVITIES AND SUBREGIONS, POWIATS AND GMINAS (cont.)

Of which

| budownictwo construction | handel; naprawa pojazdów samochodo- wych ^Δ trade; repair of motor vehicles ^Δ | transport i gospodarka magazynowa transportation and storage | zakwate- rowanie i gastronomia ^Δ accommodation and catering ^Δ | informacja i komunikacja information and communication | działalność finansowa i ubezpiecze- niowa financial and insurance activities | obsługa rynku nieruchomości ^Δ real estate activities |
|-----------------------------|--|--|---|---|--|--|
| 36 | 55 | 9 | 4 | 2 | 4 | - |
| 42 | 62 | 8 | 4 | 2 | 4 | - |
| 6 | 7 | -1 | - | - | - | - |
| 116,7 | 112,7 | 88,9 | 100,0 | 100,0 | 100,0 | x |
| 24 | 36 | 3 | 2 | 1 | 1 | 2 |
| 20 | 44 | 3 | 2 | 1 | 2 | 3 |
| -4 | 8 | - | - | - | 1 | 1 |
| 83,3 | 122,2 | 100,0 | 100,0 | 100,0 | 200,0 | 150,0 |
| 63 | 114 | 14 | 7 | 2 | 6 | - |
| 61 | 134 | 14 | 8 | 2 | 7 | - |
| -2 | 20 | - | 1 | - | 1 | - |
| 96,8 | 117,5 | 100,0 | 114,3 | 100,0 | 116,7 | x |
| 41 | 36 | 6 | 4 | 2 | 3 | - |
| 48 | 37 | 8 | 3 | 3 | 4 | 2 |
| 7 | 1 | 2 | -1 | 1 | 1 | 2 |
| 117,1 | 102,8 | 133,3 | 75,0 | 150,0 | 133,3 | x |
| 43 | 54 | 10 | 2 | 4 | 8 | - |
| 45 | 63 | 11 | 3 | 3 | 7 | - |
| 2 | 9 | 1 | 1 | -1 | -1 | - |
| 104,7 | 116,7 | 110,0 | 150,0 | 75,0 | 87,5 | x |
| 327 | 693 | 60 | 36 | 26 | 61 | 12 |
| 340 | 729 | 71 | 36 | 26 | 64 | 15 |
| 13 | 36 | 11 | - | - | 3 | 3 |
| 104,0 | 105,2 | 118,3 | 100,0 | 100,0 | 104,9 | 125,0 |
| 38 | 85 | 5 | 1 | 4 | 7 | 2 |
| 32 | 88 | 8 | 1 | 4 | 5 | 2 |
| -6 | 3 | 3 | - | - | -2 | - |
| 84,2 | 103,5 | 160,0 | 100,0 | 100,0 | 71,4 | 100,0 |
| 111 | 381 | 30 | 22 | 16 | 30 | 9 |
| 120 | 392 | 32 | 19 | 14 | 33 | 10 |
| 9 | 11 | 2 | -3 | -2 | 3 | 1 |
| 108,1 | 102,9 | 106,7 | 86,4 | 87,5 | 110,0 | 111,1 |
| 36 | 41 | 2 | 2 | 1 | 4 | 1 |
| 40 | 45 | 2 | 4 | 2 | 5 | 2 |
| 4 | 4 | - | 2 | 1 | 1 | 1 |
| 111,1 | 109,8 | 100,0 | 200,0 | 200,0 | 125,0 | 200,0 |
| 82 | 122 | 11 | 8 | 3 | 11 | - |
| 90 | 126 | 15 | 8 | 3 | 9 | 1 |
| 8 | 4 | 4 | - | - | -2 | 1 |
| 109,8 | 103,3 | 136,4 | 100,0 | 100,0 | 81,8 | x |

| działalność profesjonalna, naukowa i techniczna <i>professional, scientific and technical activities</i> | administrowanie i działalność wspierająca [^] <i>administrative and support service activities</i> | administracja publiczna i obrona narodowa; obowiązkowe zabezpieczenia społeczne <i>public administration and defence; compulsory social security</i> | edukacja <i>education</i> | opieka zdrowotna i pomoc społeczna <i>human health and social work activities</i> | działalność związana z kulturą, rozrywką i rekreacją <i>arts, entertainment and recreation</i> | pozostała działalność usługowa <i>other service activities</i> | Lp. No. |
|---|--|---|------------------------------|--|---|---|---------|
| 5 | 4 | - | 1 | 1 | 1 | 10 | 1 |
| 8 | 4 | - | 1 | 1 | 1 | 9 | 2 |
| 3 | - | - | - | - | - | -1 | 3 |
| 160,0 | 100,0 | x | 100,0 | 100,0 | 100,0 | 90,0 | 4 |
| 3 | 3 | - | - | 3 | - | 4 | 5 |
| 4 | 4 | - | - | 6 | - | 5 | 6 |
| 1 | 1 | - | - | 3 | - | 1 | 7 |
| 133,3 | 133,3 | x | x | 200,0 | x | 125,0 | 8 |
| 14 | 4 | - | 4 | 5 | 3 | 8 | 9 |
| 13 | 7 | - | 3 | 5 | 2 | 8 | 10 |
| -1 | 3 | - | -1 | - | -1 | - | 11 |
| 92,9 | 175,0 | x | 75,0 | 100,0 | 66,7 | 100,0 | 12 |
| 2 | 2 | - | 1 | 6 | 3 | 3 | 13 |
| 4 | 5 | - | 1 | 6 | 4 | 4 | 14 |
| 2 | 3 | - | - | - | 1 | 1 | 15 |
| 200,0 | 250,0 | x | 100,0 | 100,0 | 133,3 | 133,3 | 16 |
| 8 | 6 | - | - | 1 | - | 12 | 17 |
| 10 | 5 | - | 1 | 1 | - | 13 | 18 |
| 2 | -1 | - | 1 | - | - | 1 | 19 |
| 125,0 | 83,3 | x | x | 100,0 | x | 108,3 | 20 |
| 111 | 62 | - | 37 | 74 | 17 | 86 | 21 |
| 116 | 62 | - | 33 | 76 | 17 | 89 | 22 |
| 5 | - | - | -4 | 2 | - | 3 | 23 |
| 104,5 | 100,0 | x | 89,2 | 102,7 | 100,0 | 103,5 | 24 |
| 13 | 8 | - | 3 | 4 | 2 | 13 | 25 |
| 11 | 10 | - | 4 | 4 | 3 | 13 | 26 |
| -2 | 2 | - | 1 | - | 1 | - | 27 |
| 84,6 | 125,0 | x | 133,3 | 100,0 | 150,0 | 100,0 | 28 |
| 71 | 25 | - | 27 | 58 | 7 | 44 | 29 |
| 74 | 23 | - | 23 | 59 | 7 | 45 | 30 |
| 3 | -2 | - | -4 | 1 | - | 1 | 31 |
| 104,2 | 92,0 | x | 85,2 | 101,7 | 100,0 | 102,3 | 32 |
| 10 | 6 | - | 2 | 2 | - | 8 | 33 |
| 13 | 7 | - | 2 | 2 | - | 7 | 34 |
| 3 | 1 | - | - | - | - | -1 | 35 |
| 130,0 | 116,7 | x | 100,0 | 100,0 | x | 87,5 | 36 |
| 8 | 11 | - | 4 | 7 | 3 | 13 | 37 |
| 7 | 10 | - | 3 | 9 | 2 | 13 | 38 |
| -1 | -1 | - | -1 | 2 | -1 | - | 39 |
| 87,5 | 90,9 | x | 75,0 | 128,6 | 66,7 | 100,0 | 40 |

TABL. 4. OSOBY FIZYCZNE PROWADZĄCE DZIAŁALNOŚĆ GOSPODARCZĄ WEDŁUG SEKCJI
NATURAL PERSONS CONDUCTING ECONOMIC ACTIVITY BY SECTIONS OF THE POLISH

| Lp. No. | WYSZCZEGÓLNIENIE SPECIFICATION a – 31 XII 2013 b – 31 XII 2014 c – przyrost/spadek increase/decrease d – 2013 = 100 | Ogółem Grand total | W tym | | |
|--|---|-----------------------|--|-------------------|---|
| | | | rolnictwo, leśnictwo, łowiectwo i rybactwo agriculture, forestry and fishing | przemysł industry | |
| | | | | razem total | w tym przetwórstwo przemysłowe of which manufacturing |
| PODREGION CIECHANOWSKO-PŁOCKI (dok.) | | | | | |
| SUBREGION CIECHANOWSKO-PŁOCKI (cont.) | | | | | |
| Powiat żuromiński (dok.) | | | | | |
| Powiat żuromiński (cont.) | | | | | |
| 1 | Gm. w. Lutocin | a 167 | 48 | 8 | 8 |
| 2 | | b 176 | 44 | 9 | 9 |
| 3 | | c 9 | -4 | 1 | 1 |
| 4 | | d 105,4 | 91,7 | 112,5 | 112,5 |
| 5 | Gm. w. Siemiatkowo | a 101 | 15 | 9 | 8 |
| 6 | | b 111 | 11 | 12 | 11 |
| 7 | | c 10 | -4 | 3 | 3 |
| 8 | | d 109,9 | 73,3 | 133,3 | 137,5 |
| Miasto na prawach powiatu | | | | | |
| City with powiat status | | | | | |
| 9 | Płock..... | a 9175 | 78 | 783 | 743 |
| 10 | | b 9025 | 68 | 778 | 734 |
| 11 | | c -150 | -10 | -5 | -9 |
| 12 | | d 98,4 | 87,2 | 99,4 | 98,8 |
| 13 | PODREGION OSTROŁĘCKO-SIEDLECKI | a 46808 | 3706 | 4212 | 4019 |
| 14 | SUBREGION OSTROŁĘCKO-SIEDLECKI | b 47264 | 2833 | 4404 | 4202 |
| 15 | | c 456 | -873 | 192 | 183 |
| 16 | | d 101,0 | 76,4 | 104,6 | 104,6 |
| 17 | Powiat łosicki | a 1752 | 223 | 172 | 163 |
| 18 | Powiat łosicki | b 1787 | 221 | 169 | 159 |
| 19 | | c 35 | -2 | -3 | -4 |
| 20 | | d 102,0 | 99,1 | 98,3 | 97,5 |
| 21 | Gm. m-w. Łosice | a 856 | 78 | 72 | 70 |
| 22 | | b 867 | 83 | 65 | 64 |
| 23 | | c 11 | 5 | -7 | -6 |
| 24 | | d 101,3 | 106,4 | 90,3 | 91,4 |
| 25 | Gm. w. Huszlew | a 102 | 16 | 3 | 2 |
| 26 | | b 110 | 17 | 5 | 4 |
| 27 | | c 8 | 1 | 2 | 2 |
| 28 | | d 107,8 | 106,3 | 166,7 | 200,0 |
| 29 | Gm. w. Olszanka | a 170 | 47 | 15 | 15 |
| 30 | | b 174 | 45 | 16 | 16 |
| 31 | | c 4 | -2 | 1 | 1 |
| 32 | | d 102,4 | 95,7 | 106,7 | 106,7 |
| 33 | Gm. w. Platerów | a 204 | 27 | 26 | 26 |
| 34 | | b 218 | 29 | 30 | 29 |
| 35 | | c 14 | 2 | 4 | 3 |
| 36 | | d 106,9 | 107,4 | 115,4 | 111,5 |
| 37 | Gm. w. Sarnaki | a 216 | 22 | 27 | 25 |
| 38 | | b 213 | 19 | 26 | 24 |
| 39 | | c -3 | -3 | -1 | -1 |
| 40 | | d 98,6 | 86,4 | 96,3 | 96,0 |

POLSKIEJ KLASYFIKACJI DZIAŁALNOŚCI ORAZ PODREGIONÓW, POWIATÓW I GMIN (cd.)
CLASSIFICATION OF ACTIVITIES AND SUBREGIONS, POWIATS AND GMINAS (cont.)

Of which

| budownictwo construction | handel; naprawa pojazdów samochodo- wych ^Δ trade; repair of motor vehicles ^Δ | transport i gospodarka magazynowa transportation and storage | zakwate- rowanie i gastronomia ^Δ accommodation and catering ^Δ | informacja i komunikacja information and communication | działalność finansowa i ubezpiecze- niowa financial and insurance activities | obsługa rynku nieruchomości ^Δ real estate activities |
|-----------------------------|--|--|---|---|--|--|
| 37 | 46 | 3 | 1 | – | 8 | – |
| 34 | 53 | 4 | 2 | 1 | 11 | – |
| -3 | 7 | 1 | 1 | 1 | 3 | – |
| 91,9 | 115,2 | 133,3 | 200,0 | x | 137,5 | x |
| 23 | 18 | 9 | 2 | 2 | 1 | – |
| 24 | 25 | 10 | 2 | 2 | 1 | – |
| 1 | 7 | 1 | – | – | – | – |
| 104,3 | 138,9 | 111,1 | 100,0 | 100,0 | 100,0 | x |
| 1013 | 2540 | 963 | 231 | 258 | 407 | 161 |
| 992 | 2478 | 932 | 216 | 248 | 383 | 157 |
| -21 | -62 | -31 | -15 | -10 | -24 | -4 |
| 97,9 | 97,6 | 96,8 | 93,5 | 96,1 | 94,1 | 97,5 |
| 7246 | 13593 | 3923 | 1043 | 800 | 1362 | 305 |
| 7433 | 13753 | 4160 | 1075 | 816 | 1327 | 320 |
| 187 | 160 | 237 | 32 | 16 | -35 | 15 |
| 102,6 | 101,2 | 106,0 | 103,1 | 102,0 | 97,4 | 104,9 |
| 240 | 495 | 157 | 30 | 26 | 39 | 4 |
| 255 | 488 | 170 | 32 | 22 | 41 | 4 |
| 15 | -7 | 13 | 2 | -4 | 2 | – |
| 106,3 | 98,6 | 108,3 | 106,7 | 84,6 | 105,1 | 100,0 |
| 79 | 258 | 82 | 17 | 16 | 26 | 4 |
| 80 | 251 | 89 | 19 | 15 | 23 | 4 |
| 1 | -7 | 7 | 2 | -1 | -3 | – |
| 101,3 | 97,3 | 108,5 | 111,8 | 93,8 | 88,5 | 100,0 |
| 24 | 37 | 7 | – | – | 1 | – |
| 24 | 39 | 7 | – | – | 3 | – |
| – | 2 | – | – | – | 2 | – |
| 100,0 | 105,4 | 100,0 | x | x | 300,0 | x |
| 20 | 37 | 24 | – | 3 | 1 | – |
| 21 | 37 | 24 | – | 2 | 1 | – |
| 1 | – | – | – | -1 | – | – |
| 105,0 | 100,0 | 100,0 | x | 66,7 | 100,0 | x |
| 43 | 49 | 23 | 2 | 1 | 2 | – |
| 47 | 49 | 26 | 3 | 1 | 3 | – |
| 4 | – | 3 | 1 | – | 1 | – |
| 109,3 | 100,0 | 113,0 | 150,0 | 100,0 | 150,0 | x |
| 39 | 67 | 5 | 7 | 4 | 4 | – |
| 42 | 65 | 3 | 7 | 4 | 5 | – |
| 3 | -2 | -2 | – | – | 1 | – |
| 107,7 | 97,0 | 60,0 | 100,0 | 100,0 | 125,0 | x |

| działalność profesjonalna, naukowa i techniczna <i>professional, scientific and technical activities</i> | administrowanie i działalność wspierająca ^Δ <i>administrative and support service activities</i> | administracja publiczna i obrona narodowa; obowiązkowe zabezpieczenia społeczne <i>public administration and defence; compulsory social security</i> | edukacja <i>education</i> | opieka zdrowotna i pomoc społeczna <i>human health and social work activities</i> | działalność związana z kulturą, rozrywką i rekreacją <i>arts, entertainment and recreation</i> | pozostała działalność usługowa <i>other service activities</i> | Lp. No. |
|---|--|---|------------------------------|--|---|---|---------|
| 1 | 7 | - | - | 2 | 3 | 3 | 1 |
| 3 | 7 | - | - | 1 | 3 | 4 | 2 |
| 2 | - | - | - | -1 | - | 1 | 3 |
| 300,0 | 100,0 | x | x | 50,0 | 100,0 | 133,3 | 4 |
| 8 | 5 | - | 1 | 1 | 2 | 5 | 5 |
| 8 | 5 | - | 1 | 1 | 2 | 7 | 6 |
| - | - | - | - | - | - | 2 | 7 |
| 100,0 | 100,0 | x | 100,0 | 100,0 | 100,0 | 140,0 | 8 |
| 1096 | 225 | - | 231 | 680 | 110 | 399 | 9 |
| 1104 | 222 | - | 239 | 697 | 100 | 411 | 10 |
| 8 | -3 | - | 8 | 17 | -10 | 12 | 11 |
| 100,7 | 98,7 | x | 103,5 | 102,5 | 90,9 | 103,0 | 12 |
| 3351 | 1369 | 2 | 848 | 2735 | 363 | 1950 | 13 |
| 3501 | 1539 | 2 | 858 | 2836 | 365 | 2042 | 14 |
| 150 | 170 | - | 10 | 101 | 2 | 92 | 15 |
| 104,5 | 112,4 | 100,0 | 101,2 | 103,7 | 100,6 | 104,7 | 16 |
| 113 | 42 | - | 29 | 104 | 10 | 68 | 17 |
| 116 | 50 | - | 29 | 112 | 10 | 68 | 18 |
| 3 | 8 | - | - | 8 | - | - | 19 |
| 102,7 | 119,0 | x | 100,0 | 107,7 | 100,0 | 100,0 | 20 |
| 68 | 22 | - | 18 | 73 | 4 | 39 | 21 |
| 73 | 27 | - | 19 | 76 | 5 | 38 | 22 |
| 5 | 5 | - | 1 | 3 | 1 | -1 | 23 |
| 107,4 | 122,7 | x | 105,6 | 104,1 | 125,0 | 97,4 | 24 |
| 6 | 2 | - | 2 | 1 | - | 3 | 25 |
| 6 | 3 | - | 2 | 1 | - | 3 | 26 |
| - | 1 | - | - | - | - | - | 27 |
| 100,0 | 150,0 | x | 100,0 | 100,0 | x | 100,0 | 28 |
| 3 | 4 | - | 1 | 5 | 2 | 8 | 29 |
| 3 | 5 | - | 1 | 7 | 2 | 10 | 30 |
| - | 1 | - | - | 2 | - | 2 | 31 |
| 100,0 | 125,0 | x | 100,0 | 140,0 | 100,0 | 125,0 | 32 |
| 10 | 2 | - | 4 | 9 | 1 | 5 | 33 |
| 8 | 3 | - | 4 | 11 | - | 4 | 34 |
| -2 | 1 | - | - | 2 | -1 | -1 | 35 |
| 80,0 | 150,0 | x | 100,0 | 122,2 | x | 80,0 | 36 |
| 17 | 7 | - | 1 | 5 | 2 | 9 | 37 |
| 15 | 7 | - | 1 | 6 | 2 | 11 | 38 |
| -2 | - | - | - | 1 | - | 2 | 39 |
| 88,2 | 100,0 | x | 100,0 | 120,0 | 100,0 | 122,2 | 40 |

TABL. 4. OSOBY FIZYCZNE PROWADZĄCE DZIAŁALNOŚĆ GOSPODARCZĄ WEDŁUG SEKCJI
NATURAL PERSONS CONDUCTING ECONOMIC ACTIVITY BY SECTIONS OF THE POLISH

| Lp. No. | WYSZCZEGÓLNIENIE SPECIFICATION a – 31 XII 2013 b – 31 XII 2014 c – przyrost/spadek increase/decrease d – 2013 = 100 | Ogółem <i>Grand total</i> | W tym | | |
|---|---|------------------------------|---|--------------------------|---|
| | | | rolnictwo, leśnictwo, łowiectwo i rybactwo <i>agriculture, forestry and fishing</i> | przemysł <i>industry</i> | |
| | | | | razem <i>total</i> | w tym przetwórstwo przemysłowe <i>of which manufacturing</i> |
| PODREGION OSTROŁĘCKO-SIEDLECKI (cd.) | | | | | |
| SUBREGION OSTROŁĘCKO-SIEDLECKI (cont.) | | | | | |
| Powiat łosicki (dok.) | | | | | |
| Powiat łosicki (cont.) | | | | | |
| 1 | Gm. w. Stara Kornica a | 204 | 33 | 29 | 25 |
| 2 | b | 205 | 28 | 27 | 22 |
| 3 | c | 1 | -5 | -2 | -3 |
| 4 | d | 100,5 | 84,8 | 93,1 | 88,0 |
| 5 | Powiat makowski a | 2847 | 320 | 289 | 274 |
| 6 | Powiat makowski b | 2912 | 226 | 303 | 287 |
| 7 | c | 65 | -94 | 14 | 13 |
| 8 | d | 102,3 | 70,6 | 104,8 | 104,7 |
| 9 | M. Maków Mazowiecki a | 944 | 16 | 73 | 68 |
| 10 | b | 919 | 7 | 67 | 62 |
| 11 | c | -25 | -9 | -6 | -6 |
| 12 | d | 97,4 | 43,8 | 91,8 | 91,2 |
| 13 | Gm. m-w. Różan a | 312 | 19 | 30 | 28 |
| 14 | b | 327 | 12 | 34 | 32 |
| 15 | c | 15 | -7 | 4 | 4 |
| 16 | d | 104,8 | 63,2 | 113,3 | 114,3 |
| 17 | Gm. w. Czerwonka a | 111 | 16 | 12 | 10 |
| 18 | b | 119 | 9 | 13 | 10 |
| 19 | c | 8 | -7 | 1 | - |
| 20 | d | 107,2 | 56,3 | 108,3 | 100,0 |
| 21 | Gm. w. Karniewo a | 225 | 39 | 21 | 18 |
| 22 | b | 245 | 28 | 22 | 20 |
| 23 | c | 20 | -11 | 1 | 2 |
| 24 | d | 108,9 | 71,8 | 104,8 | 111,1 |
| 25 | Gm. w. Krasnosielc a | 389 | 72 | 62 | 62 |
| 26 | b | 398 | 50 | 67 | 67 |
| 27 | c | 9 | -22 | 5 | 5 |
| 28 | d | 102,3 | 69,4 | 108,1 | 108,1 |
| 29 | Gm. w. Młynarze a | 97 | 14 | 23 | 22 |
| 30 | b | 97 | 10 | 23 | 22 |
| 31 | c | - | -4 | - | - |
| 32 | d | 100,0 | 71,4 | 100,0 | 100,0 |
| 33 | Gm. w. Płoniawy-Bramura a | 292 | 55 | 30 | 28 |
| 34 | b | 312 | 44 | 30 | 28 |
| 35 | c | 20 | -11 | - | - |
| 36 | d | 106,8 | 80,0 | 100,0 | 100,0 |
| 37 | Gm. w. Rzewnie a | 98 | 13 | 4 | 4 |
| 38 | b | 108 | 10 | 9 | 8 |
| 39 | c | 10 | -3 | 5 | 4 |
| 40 | d | 110,2 | 76,9 | 225,0 | 200,0 |

POLSKIEJ KLASYFIKACJI DZIAŁALNOŚCI ORAZ PODREGIONÓW, POWIATÓW I GMIN (cd.)
CLASSIFICATION OF ACTIVITIES AND SUBREGIONS, POWIATS AND GMINAS (cont.)

Of which

| <i>budownictwo construction</i> | <i>handel; naprawa pojazdów samochodo- wych^Δ trade; repair of motor vehicles^Δ</i> | <i>transport i gospodarka magazynowa transportation and storage</i> | <i>zakwatero- wanie i gastronomia^Δ accommodation and catering^Δ</i> | <i>informacja i komunikacja information and communication</i> | <i>działalność finansowa i ubezpiecze- niowa financial and insurance activities</i> | <i>obsługa rynku nieruchomości^Δ real estate activities</i> |
|-------------------------------------|---|---|--|---|---|---|
| 35 | 47 | 16 | 4 | 2 | 5 | – |
| 41 | 47 | 21 | 3 | – | 6 | – |
| 6 | – | 5 | -1 | -2 | 1 | – |
| 117,1 | 100,0 | 131,3 | 75,0 | x | 120,0 | x |
| 445 | 820 | 253 | 66 | 27 | 72 | 13 |
| 502 | 831 | 276 | 69 | 30 | 68 | 15 |
| 57 | 11 | 23 | 3 | 3 | -4 | 2 |
| 112,8 | 101,3 | 109,1 | 104,5 | 111,1 | 94,4 | 115,4 |
| 146 | 297 | 74 | 32 | 12 | 29 | 12 |
| 152 | 280 | 74 | 32 | 12 | 24 | 13 |
| 6 | -17 | – | – | – | -5 | 1 |
| 104,1 | 94,3 | 100,0 | 100,0 | 100,0 | 82,8 | 108,3 |
| 53 | 118 | 19 | 9 | 3 | 7 | – |
| 62 | 123 | 20 | 8 | 3 | 7 | – |
| 9 | 5 | 1 | -1 | – | – | – |
| 117,0 | 104,2 | 105,3 | 88,9 | 100,0 | 100,0 | x |
| 23 | 33 | 14 | 2 | – | – | – |
| 34 | 34 | 13 | 2 | – | – | – |
| 11 | 1 | -1 | – | – | – | – |
| 147,8 | 103,0 | 92,9 | 100,0 | x | x | x |
| 39 | 51 | 21 | 4 | 1 | 11 | – |
| 47 | 59 | 27 | 9 | 1 | 7 | 1 |
| 8 | 8 | 6 | 5 | – | -4 | 1 |
| 120,5 | 115,7 | 128,6 | 225,0 | 100,0 | 63,6 | x |
| 56 | 104 | 30 | 5 | 3 | 5 | – |
| 65 | 109 | 35 | 4 | 4 | 5 | – |
| 9 | 5 | 5 | -1 | 1 | – | – |
| 116,1 | 104,8 | 116,7 | 80,0 | 133,3 | 100,0 | x |
| 10 | 21 | 15 | 2 | – | 2 | 1 |
| 8 | 19 | 18 | 1 | 2 | 2 | 1 |
| -2 | -2 | 3 | -1 | 2 | – | – |
| 80,0 | 90,5 | 120,0 | 50,0 | x | 100,0 | 100,0 |
| 44 | 82 | 21 | 4 | 5 | 6 | – |
| 51 | 88 | 23 | 4 | 4 | 8 | – |
| 7 | 6 | 2 | – | -1 | 2 | – |
| 115,9 | 107,3 | 109,5 | 100,0 | 80,0 | 133,3 | x |
| 20 | 16 | 25 | 1 | – | 2 | – |
| 22 | 19 | 27 | 1 | – | 3 | – |
| 2 | 3 | 2 | – | – | 1 | – |
| 110,0 | 118,8 | 108,0 | 100,0 | x | 150,0 | x |

| działalność profesjonalna, naukowa i techniczna <i>professional, scientific and technical activities</i> | administrowanie i działalność wspierająca [^] <i>administrative and support service activities</i> | administracja publiczna i obrona narodowa; obowiązkowe zabezpieczenia społeczne <i>public administration and defence; compulsory social security</i> | edukacja <i>education</i> | opieka zdrowotna i pomoc społeczna <i>human health and social work activities</i> | działalność związana z kulturą, rozrywką i rekreacją <i>arts, entertainment and recreation</i> | pozostała działalność usługowa <i>other service activities</i> | Lp. No. |
|---|--|---|------------------------------|--|---|---|---------|
| 9 | 5 | - | 3 | 11 | 1 | 4 | 1 |
| 11 | 5 | - | 2 | 11 | 1 | 2 | 2 |
| 2 | - | - | -1 | - | - | -2 | 3 |
| 122,2 | 100,0 | x | 66,7 | 100,0 | 100,0 | 50,0 | 4 |
| 132 | 90 | - | 30 | 153 | 8 | 129 | 5 |
| 143 | 108 | - | 33 | 165 | 9 | 134 | 6 |
| 11 | 18 | - | 3 | 12 | 1 | 5 | 7 |
| 108,3 | 120,0 | x | 110,0 | 107,8 | 112,5 | 103,9 | 8 |
| 66 | 32 | - | 15 | 84 | 2 | 54 | 9 |
| 68 | 32 | - | 16 | 86 | 2 | 54 | 10 |
| 2 | - | - | 1 | 2 | - | - | 11 |
| 103,0 | 100,0 | x | 106,7 | 102,4 | 100,0 | 100,0 | 12 |
| 16 | 10 | - | 1 | 14 | 2 | 11 | 13 |
| 15 | 10 | - | 2 | 16 | 2 | 13 | 14 |
| -1 | - | - | 1 | 2 | - | 2 | 15 |
| 93,8 | 100,0 | x | 200,0 | 114,3 | 100,0 | 118,2 | 16 |
| 3 | 1 | - | 1 | 2 | - | 4 | 17 |
| 4 | 2 | - | 2 | 2 | - | 4 | 18 |
| 1 | 1 | - | 1 | - | - | - | 19 |
| 133,3 | 200,0 | x | 200,0 | 100,0 | x | 100,0 | 20 |
| 10 | 13 | - | 2 | 9 | - | 4 | 21 |
| 12 | 15 | - | 2 | 10 | - | 5 | 22 |
| 2 | 2 | - | - | 1 | - | 1 | 23 |
| 120,0 | 115,4 | x | 100,0 | 111,1 | x | 125,0 | 24 |
| 8 | 8 | - | 6 | 4 | 1 | 25 | 25 |
| 9 | 11 | - | 6 | 8 | 2 | 23 | 26 |
| 1 | 3 | - | - | 4 | 1 | -2 | 27 |
| 112,5 | 137,5 | x | 100,0 | 200,0 | 200,0 | 92,0 | 28 |
| 2 | 1 | - | - | 1 | - | 5 | 29 |
| 4 | 1 | - | - | 1 | 1 | 6 | 30 |
| 2 | - | - | - | - | 1 | 1 | 31 |
| 200,0 | 100,0 | x | x | 100,0 | x | 120,0 | 32 |
| 10 | 8 | - | 2 | 15 | - | 10 | 33 |
| 13 | 13 | - | 2 | 17 | 1 | 14 | 34 |
| 3 | 5 | - | - | 2 | 1 | 4 | 35 |
| 130,0 | 162,5 | x | 100,0 | 113,3 | x | 140,0 | 36 |
| 4 | 2 | - | - | 4 | 3 | 4 | 37 |
| 5 | 3 | - | - | 4 | 1 | 4 | 38 |
| 1 | 1 | - | - | - | -2 | - | 39 |
| 125,0 | 150,0 | x | x | 100,0 | 33,3 | 100,0 | 40 |

TABL. 4. OSOBY FIZYCZNE PROWADZĄCE DZIAŁALNOŚĆ GOSPODARCZĄ WEDŁUG SEKCJI
NATURAL PERSONS CONDUCTING ECONOMIC ACTIVITY BY SECTIONS OF THE POLISH

| Lp. No. | WYSZCZEGÓLNIENIE SPECIFICATION a – 31 XII 2013 b – 31 XII 2014 c – przyrost/spadek increase/decrease d – 2013 = 100 | Ogółem Grand total | W tym | | |
|---|---|-----------------------|--|-------------------|---|
| | | | rolnictwo, leśnictwo, łowiectwo i rybactwo agriculture, forestry and fishing | przemysł industry | |
| | | | | razem total | w tym przetwórstwo przemysłowe of which manufacturing |
| PODREGION OSTROŁĘCKO-SIEDLECKI (cd.) | | | | | |
| SUBREGION OSTROŁĘCKO-SIEDLECKI (cont.) | | | | | |
| Powiat makowski (dok.) | | | | | |
| Powiat makowski (cont.) | | | | | |
| 1 | Gm. w. Sypniewo a | 172 | 55 | 16 | 16 |
| 2 | b | 174 | 43 | 17 | 17 |
| 3 | c | 2 | -12 | 1 | 1 |
| 4 | d | 101,2 | 78,2 | 106,3 | 106,3 |
| 5 | Gm. w. Szelków a | 207 | 21 | 18 | 18 |
| 6 | b | 213 | 13 | 21 | 21 |
| 7 | c | 6 | -8 | 3 | 3 |
| 8 | d | 102,9 | 61,9 | 116,7 | 116,7 |
| 9 | Powiat ostrołęcki a | 4098 | 354 | 489 | 474 |
| 10 | Powiat ostrołęcki b | 4330 | 244 | 543 | 530 |
| 11 | c | 232 | -110 | 54 | 56 |
| 12 | d | 105,7 | 68,9 | 111,0 | 111,8 |
| 13 | Gm. m-w. Myszyniec a | 463 | 29 | 56 | 55 |
| 14 | b | 517 | 18 | 61 | 60 |
| 15 | c | 54 | -11 | 5 | 5 |
| 16 | d | 111,7 | 62,1 | 108,9 | 109,1 |
| 17 | Gm. w. Baranowo a | 190 | 31 | 23 | 23 |
| 18 | b | 198 | 20 | 22 | 22 |
| 19 | c | 8 | -11 | -1 | -1 |
| 20 | d | 104,2 | 64,5 | 95,7 | 95,7 |
| 21 | Gm. w. Czarnia a | 83 | 13 | 11 | 10 |
| 22 | b | 83 | 7 | 11 | 10 |
| 23 | c | - | -6 | - | - |
| 24 | d | 100,0 | 53,8 | 100,0 | 100,0 |
| 25 | Gm. w. Czerwin a | 265 | 69 | 20 | 17 |
| 26 | b | 279 | 61 | 21 | 19 |
| 27 | c | 14 | -8 | 1 | 2 |
| 28 | d | 105,3 | 88,4 | 105,0 | 111,8 |
| 29 | Gm. w. Goworowo a | 318 | 40 | 35 | 34 |
| 30 | b | 315 | 29 | 34 | 32 |
| 31 | c | -3 | -11 | -1 | -2 |
| 32 | d | 99,1 | 72,5 | 97,1 | 94,1 |
| 33 | Gm. w. Kadzidło a | 602 | 40 | 107 | 107 |
| 34 | b | 630 | 28 | 117 | 117 |
| 35 | c | 28 | -12 | 10 | 10 |
| 36 | d | 104,7 | 70,0 | 109,3 | 109,3 |
| 37 | Gm. w. Lelis a | 424 | 15 | 56 | 54 |
| 38 | b | 469 | 7 | 71 | 70 |
| 39 | c | 45 | -8 | 15 | 16 |
| 40 | d | 110,6 | 46,7 | 126,8 | 129,6 |

POLSKIEJ KLASYFIKACJI DZIAŁALNOŚCI ORAZ PODREGIONÓW, POWIATÓW I GMIN (cd.)
CLASSIFICATION OF ACTIVITIES AND SUBREGIONS, POWIATS AND GMINAS (cont.)

Of which

| budownictwo construction | handel; naprawa pojazdów samochodo- wych ^Δ trade; repair of motor vehicles ^Δ | transport i gospodarka magazynowa transportation and storage | zakwatero- wanie i gastronomia ^Δ accommodation and catering ^Δ | informacja i komunikacja information and communication | działalność finansowa i ubezpiecze- niowa financial and insurance activities | obsługa rynku nieruchomości ^Δ real estate activities |
|-----------------------------|--|--|---|---|--|--|
| 19 | 42 | 16 | 1 | 2 | 8 | — |
| 23 | 44 | 19 | — | 2 | 7 | — |
| 4 | 2 | 3 | -1 | — | -1 | — |
| 121,1 | 104,8 | 118,8 | x | 100,0 | 87,5 | x |
| 35 | 56 | 18 | 6 | 1 | 2 | — |
| 38 | 56 | 20 | 8 | 2 | 5 | — |
| 3 | — | 2 | 2 | 1 | 3 | — |
| 108,6 | 100,0 | 111,1 | 133,3 | 200,0 | 250,0 | x |
| 727 | 1331 | 318 | 93 | 55 | 87 | 16 |
| 810 | 1387 | 360 | 99 | 66 | 87 | 21 |
| 83 | 56 | 42 | 6 | 11 | — | 5 |
| 111,4 | 104,2 | 113,2 | 106,5 | 120,0 | 100,0 | 131,3 |
| 76 | 185 | 28 | 13 | 4 | 8 | 2 |
| 106 | 188 | 32 | 14 | 7 | 8 | 2 |
| 30 | 3 | 4 | 1 | 3 | — | — |
| 139,5 | 101,6 | 114,3 | 107,7 | 175,0 | 100,0 | 100,0 |
| 30 | 60 | 20 | 4 | 2 | 6 | 3 |
| 37 | 68 | 23 | 4 | 2 | 5 | 3 |
| 7 | 8 | 3 | — | — | -1 | — |
| 123,3 | 113,3 | 115,0 | 100,0 | 100,0 | 83,3 | 100,0 |
| 22 | 18 | 9 | 2 | — | 1 | — |
| 23 | 24 | 10 | 1 | — | 1 | — |
| 1 | 6 | 1 | -1 | — | — | — |
| 104,5 | 133,3 | 111,1 | 50,0 | x | 100,0 | x |
| 32 | 59 | 27 | 4 | 5 | 5 | — |
| 33 | 59 | 33 | 5 | 4 | 5 | 1 |
| 1 | — | 6 | 1 | -1 | — | 1 |
| 103,1 | 100,0 | 122,2 | 125,0 | 80,0 | 100,0 | x |
| 56 | 85 | 27 | 12 | 4 | 7 | — |
| 57 | 89 | 28 | 13 | 4 | 8 | 1 |
| 1 | 4 | 1 | 1 | — | 1 | 1 |
| 101,8 | 104,7 | 103,7 | 108,3 | 100,0 | 114,3 | x |
| 127 | 195 | 24 | 9 | 5 | 8 | 2 |
| 129 | 212 | 28 | 10 | 7 | 7 | 2 |
| 2 | 17 | 4 | 1 | 2 | -1 | — |
| 101,6 | 108,7 | 116,7 | 111,1 | 140,0 | 87,5 | 100,0 |
| 98 | 149 | 39 | 8 | 7 | 5 | 1 |
| 114 | 146 | 44 | 9 | 10 | 6 | 2 |
| 16 | -3 | 5 | 1 | 3 | 1 | 1 |
| 116,3 | 98,0 | 112,8 | 112,5 | 142,9 | 120,0 | 200,0 |

| działalność profesjonalna, naukowa i techniczna <i>professional, scientific and technical activities</i> | administrowanie i działalność wspierająca [^] <i>administrative and support service activities</i> | administracja publiczna i obrona narodowa; obowiązkowe zabezpieczenia społeczne <i>public administration and defence; compulsory social security</i> | edukacja <i>education</i> | opieka zdrowotna i pomoc społeczna <i>human health and social work activities</i> | działalność związana z kulturą, rozrywką i rekreacją <i>arts, entertainment and recreation</i> | pozostała działalność usługowa <i>other service activities</i> | Lp. No. |
|---|--|---|------------------------------|--|---|---|---------|
| 3 | 4 | - | - | 2 | - | 4 | 1 |
| 4 | 7 | - | - | 4 | - | 4 | 2 |
| 1 | 3 | - | - | 2 | - | - | 3 |
| 133,3 | 175,0 | x | x | 200,0 | x | 100,0 | 4 |
| 10 | 11 | - | 3 | 18 | - | 8 | 5 |
| 9 | 14 | - | 3 | 17 | - | 7 | 6 |
| -1 | 3 | - | - | -1 | - | -1 | 7 |
| 90,0 | 127,3 | x | 100,0 | 94,4 | x | 87,5 | 8 |
| 197 | 92 | - | 45 | 130 | 22 | 142 | 9 |
| 229 | 108 | - | 58 | 146 | 21 | 151 | 10 |
| 32 | 16 | - | 13 | 16 | -1 | 9 | 11 |
| 116,2 | 117,4 | x | 128,9 | 112,3 | 95,5 | 106,3 | 12 |
| 16 | 8 | - | 3 | 12 | 2 | 21 | 13 |
| 19 | 12 | - | 6 | 14 | 4 | 26 | 14 |
| 3 | 4 | - | 3 | 2 | 2 | 5 | 15 |
| 118,8 | 150,0 | x | 200,0 | 116,7 | 200,0 | 123,8 | 16 |
| 4 | 2 | - | 1 | 2 | 1 | 1 | 17 |
| 5 | 2 | - | 1 | 2 | 1 | 3 | 18 |
| 1 | - | - | - | - | - | 2 | 19 |
| 125,0 | 100,0 | x | 100,0 | 100,0 | 100,0 | 300,0 | 20 |
| 2 | 2 | - | - | - | 2 | 1 | 21 |
| 2 | 1 | - | - | 1 | 1 | 1 | 22 |
| - | -1 | - | - | 1 | -1 | - | 23 |
| 100,0 | 50,0 | x | x | x | 50,0 | 100,0 | 24 |
| 14 | 14 | - | 1 | 6 | 2 | 7 | 25 |
| 21 | 19 | - | 1 | 9 | 1 | 6 | 26 |
| 7 | 5 | - | - | 3 | -1 | -1 | 27 |
| 150,0 | 135,7 | x | 100,0 | 150,0 | 50,0 | 85,7 | 28 |
| 12 | 8 | - | 3 | 11 | 3 | 15 | 29 |
| 12 | 9 | - | 4 | 9 | 2 | 16 | 30 |
| - | 1 | - | 1 | -2 | -1 | 1 | 31 |
| 100,0 | 112,5 | x | 133,3 | 81,8 | 66,7 | 106,7 | 32 |
| 29 | 8 | - | 8 | 15 | 4 | 21 | 33 |
| 37 | 8 | - | 8 | 17 | 4 | 16 | 34 |
| 8 | - | - | - | 2 | - | -5 | 35 |
| 127,6 | 100,0 | x | 100,0 | 113,3 | 100,0 | 76,2 | 36 |
| 13 | 8 | - | 2 | 10 | 2 | 11 | 37 |
| 10 | 13 | - | 3 | 12 | 2 | 20 | 38 |
| -3 | 5 | - | 1 | 2 | - | 9 | 39 |
| 76,9 | 162,5 | x | 150,0 | 120,0 | 100,0 | 181,8 | 40 |

TABL. 4. OSOBY FIZYCZNE PROWADZĄCE DZIAŁALNOŚĆ GOSPODARCZĄ WEDŁUG SEKCJI
NATURAL PERSONS CONDUCTING ECONOMIC ACTIVITY BY SECTIONS OF THE POLISH

| Lp. No. | WYSZCZEGÓLNIENIE SPECIFICATION a – 31 XII 2013 b – 31 XII 2014 c – przyrost/spadek increase/decrease d – 2013 = 100 | Ogółem Grand total | W tym | | |
|------------|---|-----------------------|--|-------------------|---|
| | | | rolnictwo, leśnictwo, łowiectwo i rybactwo agriculture, forestry and fishing | przemysł industry | |
| | | | | razem total | w tym przetwórstwo przemysłowe of which manufacturing |
| | PODREGION OSTROŁĘCKO-SIEDLECKI (cd.) | | | | |
| | SUBREGION OSTROŁĘCKO-SIEDLECKI (cont.) | | | | |
| | Powiat ostrołęcki (dok.) | | | | |
| | Powiat ostrołęcki (cont.) | | | | |
| 1 | Gm. w. Łyse a | 272 | 24 | 27 | 27 |
| 2 | b | 284 | 17 | 32 | 32 |
| 3 | c | 12 | -7 | 5 | 5 |
| 4 | d | 104,4 | 70,8 | 118,5 | 118,5 |
| 5 | Gm. w. Olszewo-Borki a | 607 | 28 | 73 | 71 |
| 6 | b | 633 | 13 | 82 | 81 |
| 7 | c | 26 | -15 | 9 | 10 |
| 8 | d | 104,3 | 46,4 | 112,3 | 114,1 |
| 9 | Gm. w. Rzekuń a | 684 | 36 | 69 | 64 |
| 10 | b | 717 | 19 | 78 | 73 |
| 11 | c | 33 | -17 | 9 | 9 |
| 12 | d | 104,8 | 52,8 | 113,0 | 114,1 |
| 13 | Gm. w. Troszyn a | 190 | 29 | 12 | 12 |
| 14 | b | 205 | 25 | 14 | 14 |
| 15 | c | 15 | -4 | 2 | 2 |
| 16 | d | 107,9 | 86,2 | 116,7 | 116,7 |
| 17 | Powiat ostrowski a | 5089 | 384 | 429 | 409 |
| 18 | Powiat ostrowski b | 5151 | 247 | 439 | 419 |
| 19 | c | 62 | -137 | 10 | 10 |
| 20 | d | 101,2 | 64,3 | 102,3 | 102,4 |
| 21 | M. Ostrów Mazowiecka a | 2472 | 30 | 198 | 190 |
| 22 | b | 2450 | 12 | 188 | 181 |
| 23 | c | -22 | -18 | -10 | -9 |
| 24 | d | 99,1 | 40,0 | 94,9 | 95,3 |
| 25 | Gm. m-w. Brok a | 198 | 26 | 19 | 18 |
| 26 | b | 202 | 17 | 20 | 19 |
| 27 | c | 4 | -9 | 1 | 1 |
| 28 | d | 102,0 | 65,4 | 105,3 | 105,6 |
| 29 | Gm. w. Andrzejewo a | 150 | 39 | 11 | 10 |
| 30 | b | 153 | 32 | 15 | 14 |
| 31 | c | 3 | -7 | 4 | 4 |
| 32 | d | 102,0 | 82,1 | 136,4 | 140,0 |
| 33 | Gm. w. Boguty-Pianki a | 119 | 24 | 10 | 8 |
| 34 | b | 121 | 17 | 10 | 8 |
| 35 | c | 2 | -7 | - | - |
| 36 | d | 101,7 | 70,8 | 100,0 | 100,0 |
| 37 | Gm. w. Małkinia Górna a | 703 | 40 | 83 | 81 |
| 38 | b | 729 | 27 | 92 | 90 |
| 39 | c | 26 | -13 | 9 | 9 |
| 40 | d | 103,7 | 67,5 | 110,8 | 111,1 |

POLSKIEJ KLASYFIKACJI DZIAŁALNOŚCI ORAZ PODREGIONÓW, POWIATÓW I GMIN (cd.)
CLASSIFICATION OF ACTIVITIES AND SUBREGIONS, POWIATS AND GMINAS (cont.)

Of which

| budownictwo construction | handel; naprawa pojazdów samochodo- wych ^Δ trade; repair of motor vehicles ^Δ | transport i gospodarka magazynowa transportation and storage | zakwate- rowanie i gastronomia ^Δ accommodation and catering ^Δ | informacja i komunikacja information and communication | działalność finansowa i ubezpiecze- niowa financial and insurance activities | obsługa rynku nieruchomości ^Δ real estate activities |
|-----------------------------|--|--|---|---|--|--|
| 43 | 109 | 14 | 7 | 2 | 2 | - |
| 47 | 118 | 13 | 6 | 4 | 2 | - |
| 4 | 9 | -1 | -1 | 2 | - | - |
| 109,3 | 108,3 | 92,9 | 85,7 | 200,0 | 100,0 | x |
| 93 | 197 | 56 | 18 | 12 | 16 | 4 |
| 98 | 205 | 64 | 17 | 12 | 16 | 5 |
| 5 | 8 | 8 | -1 | - | - | 1 |
| 105,4 | 104,1 | 114,3 | 94,4 | 100,0 | 100,0 | 125,0 |
| 111 | 222 | 59 | 14 | 10 | 21 | 4 |
| 123 | 221 | 68 | 18 | 11 | 22 | 5 |
| 12 | -1 | 9 | 4 | 1 | 1 | 1 |
| 110,8 | 99,5 | 115,3 | 128,6 | 110,0 | 104,8 | 125,0 |
| 39 | 52 | 15 | 2 | 4 | 8 | - |
| 43 | 57 | 17 | 2 | 5 | 7 | - |
| 4 | 5 | 2 | - | 1 | -1 | - |
| 110,3 | 109,6 | 113,3 | 100,0 | 125,0 | 87,5 | x |
| 893 | 1521 | 479 | 124 | 62 | 117 | 37 |
| 966 | 1585 | 484 | 126 | 60 | 105 | 36 |
| 73 | 64 | 5 | 2 | -2 | -12 | -1 |
| 108,2 | 104,2 | 101,0 | 101,6 | 96,8 | 89,7 | 97,3 |
| 356 | 802 | 268 | 68 | 38 | 70 | 28 |
| 367 | 814 | 256 | 71 | 37 | 57 | 27 |
| 11 | 12 | -12 | 3 | -1 | -13 | -1 |
| 103,1 | 101,5 | 95,5 | 104,4 | 97,4 | 81,4 | 96,4 |
| 46 | 51 | 6 | 9 | 4 | 2 | 2 |
| 52 | 57 | 5 | 7 | 3 | 3 | 2 |
| 6 | 6 | -1 | -2 | -1 | 1 | - |
| 113,0 | 111,8 | 83,3 | 77,8 | 75,0 | 150,0 | 100,0 |
| 23 | 34 | 14 | 2 | 2 | 3 | 1 |
| 26 | 36 | 15 | 2 | 2 | 3 | 1 |
| 3 | 2 | 1 | - | - | - | - |
| 113,0 | 105,9 | 107,1 | 100,0 | 100,0 | 100,0 | 100,0 |
| 13 | 36 | 16 | - | 1 | 5 | - |
| 19 | 37 | 16 | - | 1 | 5 | - |
| 6 | 1 | - | - | - | - | - |
| 146,2 | 102,8 | 100,0 | x | 100,0 | 100,0 | x |
| 146 | 224 | 44 | 19 | 9 | 12 | 2 |
| 155 | 235 | 43 | 19 | 8 | 11 | 3 |
| 9 | 11 | -1 | - | -1 | -1 | 1 |
| 106,2 | 104,9 | 97,7 | 100,0 | 88,9 | 91,7 | 150,0 |

| działalność profesjonalna, naukowa i techniczna <i>professional, scientific and technical activities</i> | administrowanie i działalność wspierająca ^Δ <i>administrative and support service activities</i> | administracja publiczna i obrona narodowa; obowiązkowe zabezpieczenia społeczne <i>public administration and defence; compulsory social security</i> | edukacja <i>education</i> | opieka zdrowotna i pomoc społeczna <i>human health and social work activities</i> | działalność związana z kulturą, rozrywką i rekreacją <i>arts, entertainment and recreation</i> | pozostała działalność usługowa <i>other service activities</i> | Lp. No. |
|---|--|---|------------------------------|--|---|---|---------|
| 9 | 7 | - | 7 | 8 | 2 | 11 | 1 |
| 9 | 8 | - | 11 | 6 | 1 | 10 | 2 |
| - | 1 | - | 4 | -2 | -1 | -1 | 3 |
| 100,0 | 114,3 | x | 157,1 | 75,0 | 50,0 | 90,9 | 4 |
| 40 | 14 | - | 7 | 28 | 2 | 19 | 5 |
| 46 | 14 | - | 10 | 30 | 2 | 19 | 6 |
| 6 | - | - | 3 | 2 | - | - | 7 |
| 115,0 | 100,0 | x | 142,9 | 107,1 | 100,0 | 100,0 | 8 |
| 49 | 20 | - | 10 | 30 | 2 | 27 | 9 |
| 55 | 20 | - | 10 | 38 | 3 | 26 | 10 |
| 6 | - | - | - | 8 | 1 | -1 | 11 |
| 112,2 | 100,0 | x | 100,0 | 126,7 | 150,0 | 96,3 | 12 |
| 9 | 1 | - | 3 | 8 | - | 8 | 13 |
| 13 | 2 | - | 4 | 8 | - | 8 | 14 |
| 4 | 1 | - | 1 | - | - | - | 15 |
| 144,4 | 200,0 | x | 133,3 | 100,0 | x | 100,0 | 16 |
| 323 | 133 | - | 64 | 288 | 34 | 201 | 17 |
| 337 | 151 | - | 66 | 299 | 30 | 220 | 18 |
| 14 | 18 | - | 2 | 11 | -4 | 19 | 19 |
| 104,3 | 113,5 | x | 103,1 | 103,8 | 88,2 | 109,5 | 20 |
| 207 | 60 | - | 34 | 190 | 17 | 106 | 21 |
| 209 | 60 | - | 33 | 192 | 16 | 111 | 22 |
| 2 | - | - | -1 | 2 | -1 | 5 | 23 |
| 101,0 | 100,0 | x | 97,1 | 101,1 | 94,1 | 104,7 | 24 |
| 8 | 4 | - | - | 12 | 2 | 7 | 25 |
| 9 | 6 | - | - | 11 | 1 | 9 | 26 |
| 1 | 2 | - | - | -1 | -1 | 2 | 27 |
| 112,5 | 150,0 | x | x | 91,7 | 50,0 | 128,6 | 28 |
| 8 | 3 | - | - | 3 | - | 7 | 29 |
| 9 | 4 | - | - | 2 | - | 6 | 30 |
| 1 | 1 | - | - | -1 | - | -1 | 31 |
| 112,5 | 133,3 | x | x | 66,7 | x | 85,7 | 32 |
| 4 | 4 | - | - | 3 | 1 | 2 | 33 |
| 5 | 4 | - | - | 3 | 1 | 3 | 34 |
| 1 | - | - | - | - | - | 1 | 35 |
| 125,0 | 100,0 | x | x | 100,0 | 100,0 | 150,0 | 36 |
| 27 | 16 | - | 12 | 32 | 4 | 33 | 37 |
| 29 | 22 | - | 13 | 34 | 3 | 35 | 38 |
| 2 | 6 | - | 1 | 2 | -1 | 2 | 39 |
| 107,4 | 137,5 | x | 108,3 | 106,3 | 75,0 | 106,1 | 40 |

TABL. 4. OSOBY FIZYCZNE PROWADZĄCE DZIAŁALNOŚĆ GOSPODARCZĄ WEDŁUG SEKCJI
NATURAL PERSONS CONDUCTING ECONOMIC ACTIVITY BY SECTIONS OF THE POLISH

| Lp. No. | WYSZCZEGÓLNIENIE SPECIFICATION a – 31 XII 2013 b – 31 XII 2014 c – przyrost/spadek increase/decrease d – 2013 = 100 | Ogółem Grand total | W tym | | |
|---|---|-----------------------|--|-------------------|---|
| | | | rolnictwo, leśnictwo, łowiectwo i rybactwo agriculture, forestry and fishing | przemysł industry | |
| | | | | razem total | w tym przetwórstwo przemysłowe of which manufacturing |
| PODREGION OSTROŁĘCKO-SIEDLECKI (cd.) | | | | | |
| SUBREGION OSTROŁĘCKO-SIEDLECKI (cont.) | | | | | |
| Powiat ostrowski (dok.) | | | | | |
| Powiat ostrowski (cont.) | | | | | |
| 1 | Gm. w. Nur a | 136 | 25 | 7 | 7 |
| 2 | b | 135 | 14 | 6 | 6 |
| 3 | c | -1 | -11 | -1 | -1 |
| 4 | d | 99,3 | 56,0 | 85,7 | 85,7 |
| 5 | Gm. w. Ostrów Mazowiecka a | 711 | 93 | 56 | 52 |
| 6 | b | 737 | 46 | 62 | 57 |
| 7 | c | 26 | -47 | 6 | 5 |
| 8 | d | 103,7 | 49,5 | 110,7 | 109,6 |
| 9 | Gm. w. Stary Lubotyń a | 152 | 34 | 5 | 4 |
| 10 | b | 160 | 26 | 4 | 3 |
| 11 | c | 8 | -8 | -1 | -1 |
| 12 | d | 105,3 | 76,5 | 80,0 | 75,0 |
| 13 | Gm. w. Szulborze Wielkie a | 109 | 16 | 12 | 12 |
| 14 | b | 118 | 14 | 13 | 13 |
| 15 | c | 9 | -2 | 1 | 1 |
| 16 | d | 108,3 | 87,5 | 108,3 | 108,3 |
| 17 | Gm. w. Wąsewo a | 177 | 24 | 11 | 11 |
| 18 | b | 177 | 20 | 8 | 8 |
| 19 | c | - | -4 | -3 | -3 |
| 20 | d | 100,0 | 83,3 | 72,7 | 72,7 |
| 21 | Gm. w. Zaręby Kościelne a | 162 | 33 | 17 | 16 |
| 22 | b | 169 | 22 | 21 | 20 |
| 23 | c | 7 | -11 | 4 | 4 |
| 24 | d | 104,3 | 66,7 | 123,5 | 125,0 |
| 25 | Powiat przasnyski a | 2845 | 415 | 217 | 203 |
| 26 | Powiat przasnyski b | 2817 | 350 | 229 | 216 |
| 27 | c | -28 | -65 | 12 | 13 |
| 28 | d | 99,0 | 84,3 | 105,5 | 106,4 |
| 29 | M. Przasnysz a | 1183 | 32 | 95 | 93 |
| 30 | b | 1174 | 28 | 99 | 95 |
| 31 | c | -9 | -4 | 4 | 2 |
| 32 | d | 99,2 | 87,5 | 104,2 | 102,2 |
| 33 | Gm. m-w. Chorzele a | 431 | 39 | 33 | 31 |
| 34 | b | 409 | 24 | 34 | 33 |
| 35 | c | -22 | -15 | 1 | 2 |
| 36 | d | 94,9 | 61,5 | 103,0 | 106,5 |
| 37 | Gm. w. Czernice Borowe a | 193 | 85 | 14 | 13 |
| 38 | b | 194 | 73 | 13 | 12 |
| 39 | c | 1 | -12 | -1 | -1 |
| 40 | d | 100,5 | 85,9 | 92,9 | 92,3 |

POLSKIEJ KLASYFIKACJI DZIAŁALNOŚCI ORAZ PODREGIONÓW, POWIATÓW I GMIN (cd.)
CLASSIFICATION OF ACTIVITIES AND SUBREGIONS, POWIATS AND GMINAS (cont.)

Of which

| <i>budownictwo construction</i> | <i>handel; naprawa pojazdów samochodo- wych^Δ trade; repair of motor vehicles^Δ</i> | <i>transport i gospodarka magazynowa transportation and storage</i> | <i>zakwatero- wanie i gastronomia^Δ accommodation and catering^Δ</i> | <i>informacja i komunikacja information and communication</i> | <i>działalność finansowa i ubezpiecze- niowa financial and insurance activities</i> | <i>obsługa rynku nieruchomości^Δ real estate activities</i> |
|-------------------------------------|---|---|--|---|---|---|
| 28 | 29 | 21 | 3 | – | 1 | – |
| 28 | 35 | 23 | 2 | – | 1 | – |
| – | 6 | 2 | -1 | – | – | – |
| 100,0 | 120,7 | 109,5 | 66,7 | x | 100,0 | x |
| 137 | 200 | 59 | 13 | 6 | 10 | 3 |
| 156 | 215 | 71 | 14 | 7 | 10 | 2 |
| 19 | 15 | 12 | 1 | 1 | – | -1 |
| 113,9 | 107,5 | 120,3 | 107,7 | 116,7 | 100,0 | 66,7 |
| 38 | 34 | 14 | – | – | 5 | – |
| 44 | 39 | 18 | – | – | 6 | – |
| 6 | 5 | 4 | – | – | 1 | – |
| 115,8 | 114,7 | 128,6 | x | x | 120,0 | x |
| 31 | 27 | 8 | 2 | – | 3 | – |
| 36 | 28 | 8 | 2 | – | 3 | – |
| 5 | 1 | – | – | – | – | – |
| 116,1 | 103,7 | 100,0 | 100,0 | x | 100,0 | x |
| 41 | 39 | 19 | 6 | 1 | 6 | 1 |
| 42 | 39 | 18 | 6 | 1 | 6 | 1 |
| 1 | – | -1 | – | – | – | – |
| 102,4 | 100,0 | 94,7 | 100,0 | 100,0 | 100,0 | 100,0 |
| 34 | 45 | 10 | 2 | 1 | – | – |
| 41 | 50 | 11 | 3 | 1 | – | – |
| 7 | 5 | 1 | 1 | – | – | – |
| 120,6 | 111,1 | 110,0 | 150,0 | 100,0 | x | x |
| 417 | 882 | 234 | 47 | 41 | 75 | 4 |
| 407 | 878 | 254 | 52 | 47 | 70 | 3 |
| -10 | -4 | 20 | 5 | 6 | -5 | -1 |
| 97,6 | 99,5 | 108,5 | 110,6 | 114,6 | 93,3 | 75,0 |
| 138 | 421 | 87 | 20 | 29 | 39 | 3 |
| 134 | 405 | 90 | 21 | 34 | 37 | 2 |
| -4 | -16 | 3 | 1 | 5 | -2 | -1 |
| 97,1 | 96,2 | 103,4 | 105,0 | 117,2 | 94,9 | 66,7 |
| 82 | 142 | 36 | 17 | 1 | 9 | 1 |
| 77 | 144 | 41 | 17 | 1 | 6 | 1 |
| -5 | 2 | 5 | – | – | -3 | – |
| 93,9 | 101,4 | 113,9 | 100,0 | 100,0 | 66,7 | 100,0 |
| 19 | 29 | 25 | 2 | 1 | 4 | – |
| 20 | 31 | 31 | 3 | 1 | 4 | – |
| 1 | 2 | 6 | 1 | – | – | – |
| 105,3 | 106,9 | 124,0 | 150,0 | 100,0 | 100,0 | x |

| działalność profesjonalna, naukowa i techniczna <i>professional, scientific and technical activities</i> | administrowanie i działalność wspierająca ^Δ <i>administrative and support service activities</i> | administracja publiczna i obrona narodowa; obowiązkowe zabezpieczenia społeczne <i>public administration and defence; compulsory social security</i> | edukacja <i>education</i> | opieka zdrowotna i pomoc społeczna <i>human health and social work activities</i> | działalność związana z kulturą, rozrywką i rekreacją <i>arts, entertainment and recreation</i> | pozostała działalność usługowa <i>other service activities</i> | Lp. No. |
|---|--|---|------------------------------|--|---|---|---------|
| 5 | 6 | - | - | 7 | 3 | 1 | 1 |
| 6 | 6 | - | - | 7 | 3 | 4 | 2 |
| 1 | - | - | - | - | - | 3 | 3 |
| 120,0 | 100,0 | x | x | 100,0 | 100,0 | 400,0 | 4 |
| 40 | 21 | - | 18 | 32 | 3 | 20 | 5 |
| 42 | 28 | - | 18 | 40 | 3 | 23 | 6 |
| 2 | 7 | - | - | 8 | - | 3 | 7 |
| 105,0 | 133,3 | x | 100,0 | 125,0 | 100,0 | 115,0 | 8 |
| 5 | 11 | - | - | 1 | 1 | 4 | 9 |
| 6 | 9 | - | 2 | 1 | - | 5 | 10 |
| 1 | -2 | - | 2 | - | -1 | 1 | 11 |
| 120,0 | 81,8 | x | x | 100,0 | x | 125,0 | 12 |
| 7 | 1 | - | - | - | - | 2 | 13 |
| 9 | 2 | - | - | - | - | 3 | 14 |
| 2 | 1 | - | - | - | - | 1 | 15 |
| 128,6 | 200,0 | x | x | x | x | 150,0 | 16 |
| 6 | 4 | - | - | 5 | 2 | 12 | 17 |
| 7 | 7 | - | - | 5 | 2 | 15 | 18 |
| 1 | 3 | - | - | - | - | 3 | 19 |
| 116,7 | 175,0 | x | x | 100,0 | 100,0 | 125,0 | 20 |
| 6 | 3 | - | - | 3 | 1 | 7 | 21 |
| 6 | 3 | - | - | 4 | 1 | 6 | 22 |
| - | - | - | - | 1 | - | -1 | 23 |
| 100,0 | 100,0 | x | x | 133,3 | 100,0 | 85,7 | 24 |
| 153 | 52 | - | 64 | 127 | 16 | 101 | 25 |
| 156 | 59 | - | 64 | 127 | 18 | 103 | 26 |
| 3 | 7 | - | - | - | 2 | 2 | 27 |
| 102,0 | 113,5 | x | 100,0 | 100,0 | 112,5 | 102,0 | 28 |
| 110 | 23 | - | 42 | 85 | 9 | 50 | 29 |
| 108 | 22 | - | 42 | 88 | 11 | 53 | 30 |
| -2 | -1 | - | - | 3 | 2 | 3 | 31 |
| 98,2 | 95,7 | x | 100,0 | 103,5 | 122,2 | 106,0 | 32 |
| 19 | 8 | - | 7 | 14 | - | 23 | 33 |
| 18 | 7 | - | 7 | 11 | 1 | 20 | 34 |
| -1 | -1 | - | - | -3 | 1 | -3 | 35 |
| 94,7 | 87,5 | x | 100,0 | 78,6 | x | 87,0 | 36 |
| 3 | 3 | - | - | 3 | - | 5 | 37 |
| 4 | 5 | - | 1 | 4 | 1 | 3 | 38 |
| 1 | 2 | - | 1 | 1 | 1 | -2 | 39 |
| 133,3 | 166,7 | x | x | 133,3 | x | 60,0 | 40 |

TABL. 4. OSOBY FIZYCZNE PROWADZĄCE DZIAŁALNOŚĆ GOSPODARCZĄ WEDŁUG SEKCJI
NATURAL PERSONS CONDUCTING ECONOMIC ACTIVITY BY SECTIONS OF THE POLISH

| Lp. No. | WYSZCZEGÓLNIENIE SPECIFICATION a – 31 XII 2013 b – 31 XII 2014 c – przyrost/spadek increase/decrease d – 2013 = 100 | Ogółem Grand total | W tym | | | |
|---|---|-----------------------|--|-------------------|---|--------------|
| | | | rolnictwo, leśnictwo, łowiectwo i rybactwo agriculture, forestry and fishing | przemysł industry | | |
| | | | | razem total | w tym przetwórstwo przemysłowe of which manufacturing | |
| PODREGION OSTROŁĘCKO-SIEDLECKI (cd.) | | | | | | |
| SUBREGION OSTROŁĘCKO-SIEDLECKI (cont.) | | | | | | |
| Powiat przasnyski (dok.) | | | | | | |
| Powiat przasnyski (cont.) | | | | | | |
| 1 | Gm. w. Jednorozec | a | 260 | 41 | 16 | 15 |
| 2 | | b | 266 | 37 | 18 | 17 |
| 3 | | c | 6 | -4 | 2 | 2 |
| 4 | | d | 102,3 | 90,2 | 112,5 | 113,3 |
| 5 | Gm. w. Krasne | a | 183 | 24 | 19 | 17 |
| 6 | | b | 179 | 21 | 18 | 18 |
| 7 | | c | -4 | -3 | -1 | 1 |
| 8 | | d | 97,8 | 87,5 | 94,7 | 105,9 |
| 9 | Gm. w. Krzynowłoga Mała | a | 213 | 66 | 16 | 11 |
| 10 | | b | 217 | 51 | 18 | 13 |
| 11 | | c | 4 | -15 | 2 | 2 |
| 12 | | d | 101,9 | 77,3 | 112,5 | 118,2 |
| 13 | Gm. w. Przasnysz | a | 382 | 128 | 24 | 23 |
| 14 | | b | 378 | 116 | 29 | 28 |
| 15 | | c | -4 | -12 | 5 | 5 |
| 16 | | d | 99,0 | 90,6 | 120,8 | 121,7 |
| 17 | Powiat pułtuski | a | 3126 | 210 | 272 | 247 |
| 18 | Powiat pułtuski | b | 3194 | 131 | 299 | 267 |
| 19 | | c | 68 | -79 | 27 | 20 |
| 20 | | d | 102,2 | 62,4 | 109,9 | 108,1 |
| 21 | Gm. m-w. Pułtusk | a | 1817 | 48 | 162 | 147 |
| 22 | | b | 1838 | 24 | 179 | 160 |
| 23 | | c | 21 | -24 | 17 | 13 |
| 24 | | d | 101,2 | 50,0 | 110,5 | 108,8 |
| 25 | Gm. w. Gzy | a | 150 | 24 | 12 | 10 |
| 26 | | b | 158 | 17 | 11 | 9 |
| 27 | | c | 8 | -7 | -1 | -1 |
| 28 | | d | 105,3 | 70,8 | 91,7 | 90,0 |
| 29 | Gm. w. Obryte | a | 218 | 34 | 17 | 15 |
| 30 | | b | 228 | 29 | 18 | 15 |
| 31 | | c | 10 | -5 | 1 | - |
| 32 | | d | 104,6 | 85,3 | 105,9 | 100,0 |
| 33 | Gm. w. Pokrzywnica | a | 288 | 37 | 23 | 22 |
| 34 | | b | 301 | 19 | 25 | 23 |
| 35 | | c | 13 | -18 | 2 | 1 |
| 36 | | d | 104,5 | 51,4 | 108,7 | 104,5 |
| 37 | Gm. w. Świercze | a | 185 | 11 | 14 | 11 |
| 38 | | b | 184 | 8 | 15 | 12 |
| 39 | | c | -1 | -3 | 1 | 1 |
| 40 | | d | 99,5 | 72,7 | 107,1 | 109,1 |

POLSKIEJ KLASYFIKACJI DZIAŁALNOŚCI ORAZ PODREGIONÓW, POWIATÓW I GMIN (cd.)
CLASSIFICATION OF ACTIVITIES AND SUBREGIONS, POWIATS AND GMINAS (cont.)

Of which

| budownictwo construction | handel; naprawa pojazdów samochodo- wych ^Δ trade; repair of motor vehicles ^Δ | transport i gospodarka magazynowa transportation and storage | zakwate- rowanie i gastronomia ^Δ accommodation and catering ^Δ | informacja i komunikacja information and communication | działalność finansowa i ubezpiecze- niowa financial and insurance activities | obsługa rynku nieruchomości ^Δ real estate activities |
|-----------------------------|--|--|---|---|--|--|
| 60 | 79 | 14 | 1 | 4 | 4 | — |
| 63 | 76 | 13 | 3 | 4 | 4 | — |
| 3 | -3 | -1 | 2 | — | — | — |
| 105,0 | 96,2 | 92,9 | 300,0 | 100,0 | 100,0 | x |
| 38 | 45 | 17 | 2 | 2 | 6 | — |
| 39 | 46 | 17 | 2 | 2 | 5 | — |
| 1 | 1 | — | — | — | -1 | — |
| 102,6 | 102,2 | 100,0 | 100,0 | 100,0 | 83,3 | x |
| 22 | 69 | 19 | — | 2 | 4 | — |
| 23 | 79 | 22 | — | 3 | 4 | — |
| 1 | 10 | 3 | — | 1 | — | — |
| 104,5 | 114,5 | 115,8 | x | 150,0 | 100,0 | x |
| 58 | 97 | 36 | 5 | 2 | 9 | — |
| 51 | 97 | 40 | 6 | 2 | 10 | — |
| -7 | — | 4 | 1 | — | 1 | — |
| 87,9 | 100,0 | 111,1 | 120,0 | 100,0 | 111,1 | x |
| 539 | 894 | 200 | 85 | 46 | 91 | 13 |
| 545 | 931 | 220 | 89 | 45 | 94 | 15 |
| 6 | 37 | 20 | 4 | -1 | 3 | 2 |
| 101,1 | 104,1 | 110,0 | 104,7 | 97,8 | 103,3 | 115,4 |
| 278 | 522 | 90 | 58 | 36 | 66 | 8 |
| 271 | 530 | 95 | 61 | 35 | 68 | 10 |
| -7 | 8 | 5 | 3 | -1 | 2 | 2 |
| 97,5 | 101,5 | 105,6 | 105,2 | 97,2 | 103,0 | 125,0 |
| 25 | 43 | 7 | 4 | 1 | 4 | — |
| 31 | 45 | 8 | 6 | 1 | 4 | — |
| 6 | 2 | 1 | 2 | — | — | — |
| 124,0 | 104,7 | 114,3 | 150,0 | 100,0 | 100,0 | x |
| 51 | 49 | 20 | 7 | 3 | 1 | 1 |
| 56 | 51 | 22 | 7 | 2 | 2 | 2 |
| 5 | 2 | 2 | — | -1 | 1 | 1 |
| 109,8 | 104,1 | 110,0 | 100,0 | 66,7 | 200,0 | 200,0 |
| 51 | 99 | 25 | 8 | 3 | 6 | 1 |
| 52 | 115 | 32 | 6 | 4 | 6 | 1 |
| 1 | 16 | 7 | -2 | 1 | — | — |
| 102,0 | 116,2 | 128,0 | 75,0 | 133,3 | 100,0 | 100,0 |
| 37 | 61 | 14 | 6 | 1 | 7 | 1 |
| 39 | 63 | 12 | 6 | 2 | 6 | — |
| 2 | 2 | -2 | — | 1 | -1 | -1 |
| 105,4 | 103,3 | 85,7 | 100,0 | 200,0 | 85,7 | x |

| działalność profesjonalna, naukowa i techniczna <i>professional, scientific and technical activities</i> | administrowanie i działalność wspierająca ^A <i>administrative and support service activities</i> | administracja publiczna i obrona narodowa; obowiązkowe zabezpieczenia społeczne <i>public administration and defence; compulsory social security</i> | edukacja <i>education</i> | opieka zdrowotna i pomoc społeczna <i>human health and social work activities</i> | działalność związana z kulturą, rozrywką i rekreacją <i>arts, entertainment and recreation</i> | pozostała działalność usługowa <i>other service activities</i> | Lp. No. |
|---|--|---|------------------------------|--|---|---|---------|
| 6 | 2 | - | 7 | 12 | 3 | 11 | 1 |
| 10 | 4 | - | 7 | 12 | 3 | 12 | 2 |
| 4 | 2 | - | - | - | - | 1 | 3 |
| 166,7 | 200,0 | x | 100,0 | 100,0 | 100,0 | 109,1 | 4 |
| 9 | 8 | - | 2 | 7 | 1 | 3 | 5 |
| 9 | 9 | - | 1 | 7 | - | 3 | 6 |
| - | 1 | - | -1 | - | -1 | - | 7 |
| 100,0 | 112,5 | x | 50,0 | 100,0 | x | 100,0 | 8 |
| 4 | 4 | - | 4 | 1 | 1 | 1 | 9 |
| 3 | 6 | - | 4 | 1 | 1 | 2 | 10 |
| -1 | 2 | - | - | - | - | 1 | 11 |
| 75,0 | 150,0 | x | 100,0 | 100,0 | 100,0 | 200,0 | 12 |
| 2 | 4 | - | 2 | 5 | 2 | 8 | 13 |
| 4 | 6 | - | 2 | 4 | 1 | 10 | 14 |
| 2 | 2 | - | - | -1 | -1 | 2 | 15 |
| 200,0 | 150,0 | x | 100,0 | 80,0 | 50,0 | 125,0 | 16 |
| 203 | 152 | - | 77 | 178 | 31 | 135 | 17 |
| 205 | 192 | - | 75 | 189 | 27 | 137 | 18 |
| 2 | 40 | - | -2 | 11 | -4 | 2 | 19 |
| 101,0 | 126,3 | x | 97,4 | 106,2 | 87,1 | 101,5 | 20 |
| 152 | 82 | - | 51 | 149 | 23 | 92 | 21 |
| 146 | 102 | - | 52 | 154 | 20 | 91 | 22 |
| -6 | 20 | - | 1 | 5 | -3 | -1 | 23 |
| 96,1 | 124,4 | x | 102,0 | 103,4 | 87,0 | 98,9 | 24 |
| 8 | 8 | - | 1 | 8 | - | 5 | 25 |
| 10 | 10 | - | 1 | 9 | - | 5 | 26 |
| 2 | 2 | - | - | 1 | - | - | 27 |
| 125,0 | 125,0 | x | 100,0 | 112,5 | x | 100,0 | 28 |
| 8 | 14 | - | 3 | 4 | 1 | 5 | 29 |
| 7 | 17 | - | 3 | 7 | - | 5 | 30 |
| -1 | 3 | - | - | 3 | -1 | - | 31 |
| 87,5 | 121,4 | x | 100,0 | 175,0 | x | 100,0 | 32 |
| 6 | 12 | - | 5 | 3 | 2 | 7 | 33 |
| 10 | 13 | - | 4 | 3 | 4 | 7 | 34 |
| 4 | 1 | - | -1 | - | 2 | - | 35 |
| 166,7 | 108,3 | x | 80,0 | 100,0 | 200,0 | 100,0 | 36 |
| 8 | 4 | - | 8 | 4 | - | 9 | 37 |
| 8 | 6 | - | 7 | 5 | - | 7 | 38 |
| - | 2 | - | -1 | 1 | - | -2 | 39 |
| 100,0 | 150,0 | x | 87,5 | 125,0 | x | 77,8 | 40 |

TABL. 4. OSOBY FIZYCZNE PROWADZĄCE DZIAŁALNOŚĆ GOSPODARCZĄ WEDŁUG SEKCJI
NATURAL PERSONS CONDUCTING ECONOMIC ACTIVITY BY SECTIONS OF THE POLISH

| Lp. No. | WYSZCZEGÓLNIENIE SPECIFICATION a – 31 XII 2013 b – 31 XII 2014 c – przyrost/spadek increase/decrease d – 2013 = 100 | Ogółem Grand total | W tym | | | |
|---|---|-----------------------|--|-------------------|---|--------------|
| | | | rolnictwo, leśnictwo, łowiectwo i rybactwo agriculture, forestry and fishing | przemysł industry | | |
| | | | | razem total | w tym przetwórstwo przemysłowe of which manufacturing | |
| PODREGION OSTROŁĘCKO-SIEDLECKI (cd.) | | | | | | |
| SUBREGION OSTROŁĘCKO-SIEDLECKI (cont.) | | | | | | |
| Powiat pułtuski (dok.) | | | | | | |
| Powiat pułtuski (cont.) | | | | | | |
| 1 | Gm. w. Winnica | a | 208 | 13 | 25 | 23 |
| 2 | | b | 207 | 11 | 28 | 26 |
| 3 | | c | -1 | -2 | 3 | 3 |
| 4 | | d | 99,5 | 84,6 | 112,0 | 113,0 |
| 5 | Gm. w. Zatory | a | 260 | 43 | 19 | 19 |
| 6 | | b | 278 | 23 | 23 | 22 |
| 7 | | c | 18 | -20 | 4 | 3 |
| 8 | | d | 106,9 | 53,5 | 121,1 | 115,8 |
| 9 | Powiat siedlecki | a | 4305 | 800 | 420 | 403 |
| 10 | Powiat siedlecki | b | 4349 | 707 | 440 | 425 |
| 11 | | c | 44 | -93 | 20 | 22 |
| 12 | | d | 101,0 | 88,4 | 104,8 | 105,5 |
| 13 | Gm. m-w. Mordy | a | 268 | 51 | 32 | 29 |
| 14 | | b | 269 | 49 | 31 | 29 |
| 15 | | c | 1 | -2 | -1 | - |
| 16 | | d | 100,4 | 96,1 | 96,9 | 100,0 |
| 17 | Gm. w. Domanice | a | 112 | 17 | 9 | 9 |
| 18 | | b | 119 | 17 | 10 | 10 |
| 19 | | c | 7 | - | 1 | 1 |
| 20 | | d | 106,3 | 100,0 | 111,1 | 111,1 |
| 21 | Gm. w. Korczew | a | 108 | 17 | 14 | 14 |
| 22 | | b | 92 | 14 | 12 | 12 |
| 23 | | c | -16 | -3 | -2 | -2 |
| 24 | | d | 85,2 | 82,4 | 85,7 | 85,7 |
| 25 | Gm. w. Kotuń | a | 370 | 44 | 35 | 34 |
| 26 | | b | 367 | 30 | 37 | 36 |
| 27 | | c | -3 | -14 | 2 | 2 |
| 28 | | d | 99,2 | 68,2 | 105,7 | 105,9 |
| 29 | Gm. w. Mokobody | a | 215 | 32 | 29 | 27 |
| 30 | | b | 221 | 28 | 35 | 33 |
| 31 | | c | 6 | -4 | 6 | 6 |
| 32 | | d | 102,8 | 87,5 | 120,7 | 122,2 |
| 33 | Gm. w. Paprotnia | a | 99 | 19 | 10 | 10 |
| 34 | | b | 90 | 16 | 7 | 7 |
| 35 | | c | -9 | -3 | -3 | -3 |
| 36 | | d | 90,9 | 84,2 | 70,0 | 70,0 |
| 37 | Gm. w. Przesmyki | a | 79 | 19 | 7 | 7 |
| 38 | | b | 78 | 23 | 7 | 7 |
| 39 | | c | -1 | 4 | - | - |
| 40 | | d | 98,7 | 121,1 | 100,0 | 100,0 |

POLSKIEJ KLASYFIKACJI DZIAŁALNOŚCI ORAZ PODREGIONÓW, POWIATÓW I GMIN (cd.)
CLASSIFICATION OF ACTIVITIES AND SUBREGIONS, POWIATS AND GMINAS (cont.)

Of which

| budownictwo construction | handel; naprawa pojazdów samochodo- wych ^Δ trade; repair of motor vehicles ^Δ | transport i gospodarka magazynowa transportation and storage | zakwate- rowanie i gastronomia ^Δ accommodation and catering ^Δ | informacja i komunikacja information and communication | działalność finansowa i ubezpiecze- niowa financial and insurance activities | obsługa rynku nieruchomości ^Δ real estate activities |
|-----------------------------|--|--|---|---|--|--|
| 47 | 58 | 21 | 1 | 1 | 3 | - |
| 42 | 55 | 24 | 1 | - | 5 | - |
| -5 | -3 | 3 | - | -1 | 2 | - |
| 89,4 | 94,8 | 114,3 | 100,0 | x | 166,7 | x |
| 50 | 62 | 23 | 1 | 1 | 4 | 2 |
| 54 | 72 | 27 | 2 | 1 | 3 | 2 |
| 4 | 10 | 4 | 1 | - | -1 | - |
| 108,0 | 116,1 | 117,4 | 200,0 | 100,0 | 75,0 | 100,0 |
| 633 | 1130 | 352 | 63 | 59 | 120 | 25 |
| 618 | 1168 | 378 | 75 | 62 | 119 | 28 |
| -15 | 38 | 26 | 12 | 3 | -1 | 3 |
| 97,6 | 103,4 | 107,4 | 119,0 | 105,1 | 99,2 | 112,0 |
| 42 | 49 | 23 | - | 2 | 11 | 2 |
| 44 | 52 | 21 | 1 | 3 | 11 | 1 |
| 2 | 3 | -2 | 1 | 1 | - | -1 |
| 104,8 | 106,1 | 91,3 | x | 150,0 | 100,0 | 50,0 |
| 20 | 33 | 7 | 1 | 3 | 3 | - |
| 25 | 37 | 7 | - | 2 | 4 | - |
| 5 | 4 | - | -1 | -1 | 1 | - |
| 125,0 | 112,1 | 100,0 | x | 66,7 | 133,3 | x |
| 19 | 30 | 5 | 1 | 1 | 3 | 1 |
| 13 | 28 | 6 | 1 | 1 | 3 | - |
| -6 | -2 | 1 | - | - | - | -1 |
| 68,4 | 93,3 | 120,0 | 100,0 | 100,0 | 100,0 | x |
| 79 | 96 | 25 | 7 | 10 | 12 | 1 |
| 76 | 94 | 26 | 9 | 11 | 11 | 3 |
| -3 | -2 | 1 | 2 | 1 | -1 | 2 |
| 96,2 | 97,9 | 104,0 | 128,6 | 110,0 | 91,7 | 300,0 |
| 31 | 67 | 20 | 3 | 3 | 2 | - |
| 28 | 69 | 21 | 3 | 4 | 2 | 1 |
| -3 | 2 | 1 | - | 1 | - | 1 |
| 90,3 | 103,0 | 105,0 | 100,0 | 133,3 | 100,0 | x |
| 21 | 24 | 7 | 3 | - | 4 | 1 |
| 16 | 26 | 7 | 3 | - | 4 | 1 |
| -5 | 2 | - | - | - | - | - |
| 76,2 | 108,3 | 100,0 | 100,0 | x | 100,0 | 100,0 |
| 18 | 17 | 3 | 3 | 1 | 5 | - |
| 14 | 16 | 3 | 3 | 1 | 5 | - |
| -4 | -1 | - | - | - | - | - |
| 77,8 | 94,1 | 100,0 | 100,0 | 100,0 | 100,0 | x |

| działalność profesjonalna, naukowa i techniczna <i>professional, scientific and technical activities</i> | administrowanie i działalność wspierająca [^] <i>administrative and support service activities</i> | administracja publiczna i obrona narodowa; obowiązkowe zabezpieczenia społeczne <i>public administration and defence; compulsory social security</i> | edukacja <i>education</i> | opieka zdrowotna i pomoc społeczna <i>human health and social work activities</i> | działalność związana z kulturą, rozrywką i rekreacją <i>arts, entertainment and recreation</i> | pozostała działalność usługowa <i>other service activities</i> | Lp. No. |
|---|--|---|------------------------------|--|---|---|---------|
| 11 | 9 | - | 6 | 5 | 4 | 4 | 1 |
| 13 | 8 | - | 5 | 6 | 2 | 7 | 2 |
| 2 | -1 | - | -1 | 1 | -2 | 3 | 3 |
| 118,2 | 88,9 | x | 83,3 | 120,0 | 50,0 | 175,0 | 4 |
| 10 | 23 | - | 3 | 5 | 1 | 13 | 5 |
| 11 | 36 | - | 3 | 5 | 1 | 15 | 6 |
| 1 | 13 | - | - | - | - | 2 | 7 |
| 110,0 | 156,5 | x | 100,0 | 100,0 | 100,0 | 115,4 | 8 |
| 228 | 100 | - | 43 | 149 | 25 | 158 | 9 |
| 229 | 118 | - | 48 | 158 | 29 | 172 | 10 |
| 1 | 18 | - | 5 | 9 | 4 | 14 | 11 |
| 100,4 | 118,0 | x | 111,6 | 106,0 | 116,0 | 108,9 | 12 |
| 19 | 10 | - | 2 | 15 | 2 | 8 | 13 |
| 16 | 9 | - | 2 | 17 | 2 | 10 | 14 |
| -3 | -1 | - | - | 2 | - | 2 | 15 |
| 84,2 | 90,0 | x | 100,0 | 113,3 | 100,0 | 125,0 | 16 |
| 9 | 2 | - | 2 | 3 | - | 3 | 17 |
| 8 | 3 | - | 1 | 2 | - | 3 | 18 |
| -1 | 1 | - | -1 | -1 | - | - | 19 |
| 88,9 | 150,0 | x | 50,0 | 66,7 | x | 100,0 | 20 |
| 6 | 2 | - | - | 7 | 1 | 1 | 21 |
| 2 | 2 | - | - | 7 | 1 | 2 | 22 |
| -4 | - | - | - | - | - | 1 | 23 |
| 33,3 | 100,0 | x | x | 100,0 | 100,0 | 200,0 | 24 |
| 11 | 13 | - | 2 | 16 | 2 | 17 | 25 |
| 13 | 14 | - | 4 | 16 | 2 | 21 | 26 |
| 2 | 1 | - | 2 | - | - | 4 | 27 |
| 118,2 | 107,7 | x | 200,0 | 100,0 | 100,0 | 123,5 | 28 |
| 7 | 3 | - | 2 | 6 | 1 | 9 | 29 |
| 9 | 4 | - | 2 | 6 | 1 | 8 | 30 |
| 2 | 1 | - | - | - | - | -1 | 31 |
| 128,6 | 133,3 | x | 100,0 | 100,0 | 100,0 | 88,9 | 32 |
| 6 | 2 | - | 1 | 1 | - | - | 33 |
| 6 | 2 | - | 1 | 1 | - | - | 34 |
| - | - | - | - | - | - | - | 35 |
| 100,0 | 100,0 | x | 100,0 | 100,0 | x | x | 36 |
| 2 | 1 | - | - | 2 | - | 1 | 37 |
| 2 | 1 | - | - | 2 | - | 1 | 38 |
| - | - | - | - | - | - | - | 39 |
| 100,0 | 100,0 | x | x | 100,0 | x | 100,0 | 40 |

TABL. 4. OSOBY FIZYCZNE PROWADZĄCE DZIAŁALNOŚĆ GOSPODARCZĄ WEDŁUG SEKCJI
NATURAL PERSONS CONDUCTING ECONOMIC ACTIVITY BY SECTIONS OF THE POLISH

| Lp. No. | WYSZCZEGÓLNIENIE SPECIFICATION a – 31 XII 2013 b – 31 XII 2014 c – przyrost/spadek increase/decrease d – 2013 = 100 | Ogółem <i>Grand total</i> | W tym | | |
|---|---|------------------------------|---|--------------------------|---|
| | | | rolnictwo, leśnictwo, łowiectwo i rybactwo <i>agriculture, forestry and fishing</i> | przemysł <i>industry</i> | |
| | | | | razem <i>total</i> | w tym przetwórstwo przemysłowe <i>of which manufacturing</i> |
| PODREGION OSTROŁĘCKO-SIEDLECKI (cd.) | | | | | |
| SUBREGION OSTROŁĘCKO-SIEDLECKI (cont.) | | | | | |
| Powiat siedlecki (dok.) | | | | | |
| Powiat siedlecki (cont.) | | | | | |
| 1 | Gm. w. Siedlce | a 1504 | 268 | 140 | 134 |
| 2 | | b 1524 | 251 | 136 | 130 |
| 3 | | c 20 | -17 | -4 | -4 |
| 4 | | d 101,3 | 93,7 | 97,1 | 97,0 |
| 5 | Gm. w. Skórzec | a 385 | 82 | 38 | 38 |
| 6 | | b 394 | 64 | 46 | 45 |
| 7 | | c 9 | -18 | 8 | 7 |
| 8 | | d 102,3 | 78,0 | 121,1 | 118,4 |
| 9 | Gm. w. Suchożebry | a 227 | 45 | 26 | 26 |
| 10 | | b 230 | 42 | 26 | 26 |
| 11 | | c 3 | -3 | - | - |
| 12 | | d 101,3 | 93,3 | 100,0 | 100,0 |
| 13 | Gm. w. Wiśniew | a 252 | 58 | 23 | 22 |
| 14 | | b 263 | 48 | 32 | 31 |
| 15 | | c 11 | -10 | 9 | 9 |
| 16 | | d 104,4 | 82,8 | 139,1 | 140,9 |
| 17 | Gm. w. Wodynie | a 140 | 17 | 9 | 8 |
| 18 | | b 150 | 16 | 9 | 8 |
| 19 | | c 10 | -1 | - | - |
| 20 | | d 107,1 | 94,1 | 100,0 | 100,0 |
| 21 | Gm. w. Zbuczyn | a 546 | 131 | 48 | 45 |
| 22 | | b 552 | 109 | 52 | 51 |
| 23 | | c 6 | -22 | 4 | 6 |
| 24 | | d 101,1 | 83,2 | 108,3 | 113,3 |
| 25 | Powiat sokołowski | a 3161 | 291 | 278 | 263 |
| 26 | Powiat sokołowski | b 3092 | 239 | 286 | 271 |
| 27 | | c -69 | -52 | 8 | 8 |
| 28 | | d 97,8 | 82,1 | 102,9 | 103,0 |
| 29 | M. Sokółów Podlaski | a 1469 | 28 | 108 | 103 |
| 30 | | b 1440 | 19 | 105 | 101 |
| 31 | | c -29 | -9 | -3 | -2 |
| 32 | | d 98,0 | 67,9 | 97,2 | 98,1 |
| 33 | Gm. m-w. Kosów Lacki | a 274 | 20 | 24 | 21 |
| 34 | | b 261 | 11 | 25 | 22 |
| 35 | | c -13 | -9 | 1 | 1 |
| 36 | | d 95,3 | 55,0 | 104,2 | 104,8 |
| 37 | Gm. w. Bielany | a 191 | 36 | 20 | 20 |
| 38 | | b 189 | 37 | 19 | 19 |
| 39 | | c -2 | 1 | -1 | -1 |
| 40 | | d 99,0 | 102,8 | 95,0 | 95,0 |

POLSKIEJ KLASYFIKACJI DZIAŁALNOŚCI ORAZ PODREGIONÓW, POWIATÓW I GMIN (cd.)
CLASSIFICATION OF ACTIVITIES AND SUBREGIONS, POWIATS AND GMINAS (cont.)

Of which

| <i>budownictwo construction</i> | <i>handel; naprawa pojazdów samochodo- wych^Δ trade; repair of motor vehicles^Δ</i> | <i>transport i gospodarka magazynowa transportation and storage</i> | <i>zakwatero- wanie i gastronomia^Δ accommodation and catering^Δ</i> | <i>informacja i komunikacja information and communication</i> | <i>działalność finansowa i ubezpiecze- niowa financial and insurance activities</i> | <i>obsługa rynku nieruchomości ^Δ real estate activities</i> |
|-------------------------------------|---|---|--|---|---|--|
| 160 | 442 | 130 | 21 | 20 | 43 | 9 |
| 159 | 453 | 142 | 26 | 20 | 38 | 13 |
| -1 | 11 | 12 | 5 | - | -5 | 4 |
| 99,4 | 102,5 | 109,2 | 123,8 | 100,0 | 88,4 | 144,4 |
| 79 | 86 | 12 | 5 | 7 | 7 | 2 |
| 83 | 90 | 12 | 9 | 8 | 7 | 1 |
| 4 | 4 | - | 4 | 1 | - | -1 |
| 105,1 | 104,7 | 100,0 | 180,0 | 114,3 | 100,0 | 50,0 |
| 47 | 49 | 14 | 5 | 1 | 9 | 1 |
| 44 | 49 | 16 | 5 | 1 | 10 | 1 |
| -3 | - | 2 | - | - | 1 | - |
| 93,6 | 100,0 | 114,3 | 100,0 | 100,0 | 111,1 | 100,0 |
| 32 | 62 | 27 | 1 | 3 | 4 | 2 |
| 33 | 62 | 32 | 3 | 3 | 5 | 2 |
| 1 | - | 5 | 2 | - | 1 | - |
| 103,1 | 100,0 | 118,5 | 300,0 | 100,0 | 125,0 | 100,0 |
| 27 | 42 | 15 | - | 1 | 7 | 1 |
| 28 | 47 | 16 | - | 1 | 8 | - |
| 1 | 5 | 1 | - | - | 1 | -1 |
| 103,7 | 111,9 | 106,7 | x | 100,0 | 114,3 | x |
| 58 | 133 | 64 | 13 | 7 | 10 | 5 |
| 55 | 145 | 69 | 12 | 7 | 11 | 5 |
| -3 | 12 | 5 | -1 | - | 1 | - |
| 94,8 | 109,0 | 107,8 | 92,3 | 100,0 | 110,0 | 100,0 |
| 515 | 890 | 264 | 63 | 42 | 92 | 15 |
| 476 | 885 | 261 | 64 | 52 | 91 | 13 |
| -39 | -5 | -3 | 1 | 10 | -1 | -2 |
| 92,4 | 99,4 | 98,9 | 101,6 | 123,8 | 98,9 | 86,7 |
| 189 | 452 | 101 | 33 | 34 | 59 | 10 |
| 179 | 441 | 102 | 33 | 38 | 59 | 10 |
| -10 | -11 | 1 | - | 4 | - | - |
| 94,7 | 97,6 | 101,0 | 100,0 | 111,8 | 100,0 | 100,0 |
| 78 | 66 | 28 | 4 | - | 7 | 1 |
| 70 | 70 | 26 | 6 | 1 | 8 | - |
| -8 | 4 | -2 | 2 | 1 | 1 | -1 |
| 89,7 | 106,1 | 92,9 | 150,0 | x | 114,3 | x |
| 33 | 68 | 9 | 3 | 1 | 2 | 1 |
| 26 | 69 | 8 | 4 | 1 | 2 | 1 |
| -7 | 1 | -1 | 1 | - | - | - |
| 78,8 | 101,5 | 88,9 | 133,3 | 100,0 | 100,0 | 100,0 |

| działalność profesjonalna, naukowa i techniczna <i>professional, scientific and technical activities</i> | administrowanie i działalność wspierająca [^] <i>administrative and support service activities</i> | administracja publiczna i obrona narodowa; obowiązkowe zabezpieczenia społeczne <i>public administration and defence; compulsory social security</i> | edukacja <i>education</i> | opieka zdrowotna i pomoc społeczna <i>human health and social work activities</i> | działalność związana z kulturą, rozrywką i rekreacją <i>arts, entertainment and recreation</i> | pozostała działalność usługowa <i>other service activities</i> | Lp. No. |
|---|--|---|------------------------------|--|---|---|---------|
| 94 | 34 | - | 20 | 63 | 10 | 50 | 1 |
| 99 | 41 | - | 19 | 66 | 12 | 49 | 2 |
| 5 | 7 | - | -1 | 3 | 2 | -1 | 3 |
| 105,3 | 120,6 | x | 95,0 | 104,8 | 120,0 | 98,0 | 4 |
| 19 | 10 | - | 2 | 9 | 1 | 26 | 5 |
| 20 | 13 | - | 4 | 10 | 2 | 25 | 6 |
| 1 | 3 | - | 2 | 1 | 1 | -1 | 7 |
| 105,3 | 130,0 | x | 200,0 | 111,1 | 200,0 | 96,2 | 8 |
| 12 | 3 | - | 2 | 7 | 2 | 4 | 9 |
| 12 | 7 | - | 1 | 8 | 2 | 6 | 10 |
| - | 4 | - | -1 | 1 | - | 2 | 11 |
| 100,0 | 233,3 | x | 50,0 | 114,3 | 100,0 | 150,0 | 12 |
| 9 | 8 | - | 1 | 5 | 3 | 14 | 13 |
| 9 | 7 | - | 4 | 5 | 3 | 15 | 14 |
| - | -1 | - | 3 | - | - | 1 | 15 |
| 100,0 | 87,5 | x | 400,0 | 100,0 | 100,0 | 107,1 | 16 |
| 4 | 2 | - | 2 | 8 | - | 5 | 17 |
| 4 | 4 | - | 2 | 9 | - | 6 | 18 |
| - | 2 | - | - | 1 | - | 1 | 19 |
| 100,0 | 200,0 | x | 100,0 | 112,5 | x | 120,0 | 20 |
| 30 | 10 | - | 7 | 7 | 3 | 20 | 21 |
| 29 | 11 | - | 8 | 9 | 4 | 26 | 22 |
| -1 | 1 | - | 1 | 2 | 1 | 6 | 23 |
| 96,7 | 110,0 | x | 114,3 | 128,6 | 133,3 | 130,0 | 24 |
| 247 | 81 | 1 | 35 | 205 | 31 | 111 | 25 |
| 243 | 86 | 1 | 35 | 213 | 32 | 115 | 26 |
| -4 | 5 | - | - | 8 | 1 | 4 | 27 |
| 98,4 | 106,2 | 100,0 | 100,0 | 103,9 | 103,2 | 103,6 | 28 |
| 174 | 25 | 1 | 23 | 153 | 19 | 60 | 29 |
| 164 | 23 | 1 | 25 | 160 | 20 | 61 | 30 |
| -10 | -2 | - | 2 | 7 | 1 | 1 | 31 |
| 94,3 | 92,0 | 100,0 | 108,7 | 104,6 | 105,3 | 101,7 | 32 |
| 9 | 14 | - | 2 | 9 | 1 | 11 | 33 |
| 9 | 12 | - | 2 | 9 | 1 | 11 | 34 |
| - | -2 | - | - | - | - | - | 35 |
| 100,0 | 85,7 | x | 100,0 | 100,0 | 100,0 | 100,0 | 36 |
| 2 | 8 | - | 2 | 2 | - | 4 | 37 |
| 2 | 10 | - | 2 | 3 | - | 5 | 38 |
| - | 2 | - | - | 1 | - | 1 | 39 |
| 100,0 | 125,0 | x | 100,0 | 150,0 | x | 125,0 | 40 |

TABL. 4. OSOBY FIZYCZNE PROWADZĄCE DZIAŁALNOŚĆ GOSPODARCZĄ WEDŁUG SEKCJI
NATURAL PERSONS CONDUCTING ECONOMIC ACTIVITY BY SECTIONS OF THE POLISH

| Lp. No. | WYSZCZEGÓLNIENIE SPECIFICATION a – 31 XII 2013 b – 31 XII 2014 c – przyrost/spadek increase/decrease d – 2013 = 100 | Ogółem Grand total | W tym | | | |
|---|---|-----------------------|--|-------------------|---|--------------|
| | | | rolnictwo, leśnictwo, łowiectwo i rybactwo agriculture, forestry and fishing | przemysł industry | | |
| | | | | razem total | w tym przetwórstwo przemysłowe of which manufacturing | |
| PODREGION OSTROŁĘCKO-SIEDLECKI (cd.) | | | | | | |
| SUBREGION OSTROŁĘCKO-SIEDLECKI (cont.) | | | | | | |
| Powiat sokołowski (dok.) | | | | | | |
| Powiat sokołowski (cont.) | | | | | | |
| 1 | Gm. w. Ceranów | a | 91 | 17 | 11 | 11 |
| 2 | | b | 92 | 16 | 12 | 12 |
| 3 | | c | 1 | -1 | 1 | 1 |
| 4 | | d | 101,1 | 94,1 | 109,1 | 109,1 |
| 5 | Gm. w. Jabłonna Lacka | a | 202 | 37 | 21 | 20 |
| 6 | | b | 195 | 31 | 22 | 21 |
| 7 | | c | -7 | -6 | 1 | 1 |
| 8 | | d | 96,5 | 83,8 | 104,8 | 105,0 |
| 9 | Gm. w. Repki | a | 195 | 52 | 13 | 13 |
| 10 | | b | 187 | 40 | 18 | 18 |
| 11 | | c | -8 | -12 | 5 | 5 |
| 12 | | d | 95,9 | 76,9 | 138,5 | 138,5 |
| 13 | Gm. w. Sabnie | a | 187 | 21 | 20 | 18 |
| 14 | | b | 187 | 19 | 20 | 18 |
| 15 | | c | - | -2 | - | - |
| 16 | | d | 100,0 | 90,5 | 100,0 | 100,0 |
| 17 | Gm. w. Sokółów Podlaski | a | 361 | 47 | 33 | 30 |
| 18 | | b | 354 | 41 | 40 | 36 |
| 19 | | c | -7 | -6 | 7 | 6 |
| 20 | | d | 98,1 | 87,2 | 121,2 | 120,0 |
| 21 | Gm. w. Sterdyń | a | 191 | 33 | 28 | 27 |
| 22 | | b | 187 | 25 | 25 | 24 |
| 23 | | c | -4 | -8 | -3 | -3 |
| 24 | | d | 97,9 | 75,8 | 89,3 | 88,9 |
| 25 | Powiat węgrowski | a | 3797 | 239 | 409 | 396 |
| 26 | Powiat węgrowski | b | 3746 | 211 | 415 | 401 |
| 27 | | c | -51 | -28 | 6 | 5 |
| 28 | | d | 98,7 | 88,3 | 101,5 | 101,3 |
| 29 | M. Węgrów | a | 1089 | 18 | 111 | 110 |
| 30 | | b | 1043 | 11 | 112 | 111 |
| 31 | | c | -46 | -7 | 1 | 1 |
| 32 | | d | 95,8 | 61,1 | 100,9 | 100,9 |
| 33 | Gm. m-w. Łochów | a | 1179 | 55 | 125 | 121 |
| 34 | | b | 1131 | 39 | 125 | 121 |
| 35 | | c | -48 | -16 | - | - |
| 36 | | d | 95,9 | 70,9 | 100,0 | 100,0 |
| 37 | Gm. w. Grębków | a | 179 | 31 | 12 | 10 |
| 38 | | b | 187 | 32 | 10 | 8 |
| 39 | | c | 8 | 1 | -2 | -2 |
| 40 | | d | 104,5 | 103,2 | 83,3 | 80,0 |

POLSKIEJ KLASYFIKACJI DZIAŁALNOŚCI ORAZ PODREGIONÓW, POWIATÓW I GMIN (cd.)
CLASSIFICATION OF ACTIVITIES AND SUBREGIONS, POWIATS AND GMINAS (cont.)

Of which

| budownictwo construction | handel; naprawa pojazdów samochodo- wych ^Δ trade; repair of motor vehicles ^Δ | transport i gospodarka magazynowa transportation and storage | zakwate- rowanie i gastronomia ^Δ accommodation and catering ^Δ | informacja i komunikacja information and communication | działalność finansowa i ubezpiecze- niowa financial and insurance activities | obsługa rynku nieruchomości ^Δ real estate activities |
|-----------------------------|--|--|---|---|--|--|
| 23 | 16 | 12 | 1 | 1 | 1 | - |
| 22 | 18 | 13 | - | 1 | 1 | - |
| -1 | 2 | 1 | -1 | - | - | - |
| 95,7 | 112,5 | 108,3 | x | 100,0 | 100,0 | x |
| 27 | 48 | 23 | 4 | 2 | 7 | 2 |
| 25 | 50 | 22 | 3 | 3 | 9 | 1 |
| -2 | 2 | -1 | -1 | 1 | 2 | -1 |
| 92,6 | 104,2 | 95,7 | 75,0 | 150,0 | 128,6 | 50,0 |
| 25 | 40 | 20 | 3 | - | 5 | - |
| 25 | 37 | 20 | 3 | - | 3 | - |
| - | -3 | - | - | - | -2 | - |
| 100,0 | 92,5 | 100,0 | 100,0 | x | 60,0 | x |
| 37 | 49 | 25 | 3 | 2 | 3 | - |
| 33 | 52 | 23 | 3 | 3 | 3 | - |
| -4 | 3 | -2 | - | 1 | - | - |
| 89,2 | 106,1 | 92,0 | 100,0 | 150,0 | 100,0 | x |
| 70 | 106 | 29 | 8 | 1 | 8 | 1 |
| 64 | 101 | 28 | 8 | 2 | 5 | 1 |
| -6 | -5 | -1 | - | 1 | -3 | - |
| 91,4 | 95,3 | 96,6 | 100,0 | 200,0 | 62,5 | 100,0 |
| 33 | 45 | 17 | 4 | 1 | - | - |
| 32 | 47 | 19 | 4 | 3 | 1 | - |
| -1 | 2 | 2 | - | 2 | 1 | - |
| 97,0 | 104,4 | 111,8 | 100,0 | 300,0 | x | x |
| 759 | 1154 | 232 | 59 | 62 | 91 | 15 |
| 724 | 1113 | 241 | 57 | 64 | 88 | 18 |
| -35 | -41 | 9 | -2 | 2 | -3 | 3 |
| 95,4 | 96,4 | 103,9 | 96,6 | 103,2 | 96,7 | 120,0 |
| 128 | 372 | 61 | 19 | 30 | 34 | 6 |
| 119 | 338 | 63 | 14 | 30 | 36 | 7 |
| -9 | -34 | 2 | -5 | - | 2 | 1 |
| 93,0 | 90,9 | 103,3 | 73,7 | 100,0 | 105,9 | 116,7 |
| 265 | 361 | 76 | 16 | 19 | 25 | 4 |
| 242 | 345 | 78 | 16 | 20 | 24 | 5 |
| -23 | -16 | 2 | - | 1 | -1 | 1 |
| 91,3 | 95,6 | 102,6 | 100,0 | 105,3 | 96,0 | 125,0 |
| 34 | 61 | 12 | 4 | 2 | 3 | 1 |
| 35 | 59 | 11 | 6 | 3 | 3 | 1 |
| 1 | -2 | -1 | 2 | 1 | - | - |
| 102,9 | 96,7 | 91,7 | 150,0 | 150,0 | 100,0 | 100,0 |

| działalność profesjonalna, naukowa i techniczna <i>professional, scientific and technical activities</i> | administrowanie i działalność wspierająca ^Δ <i>administrative and support service activities</i> | administracja publiczna i obrona narodowa; obowiązkowe zabezpieczenia społeczne <i>public administration and defence; compulsory social security</i> | edukacja <i>education</i> | opieka zdrowotna i pomoc społeczna <i>human health and social work activities</i> | działalność związana z kulturą, rozrywką i rekreacją <i>arts, entertainment and recreation</i> | pozostała działalność usługowa <i>other service activities</i> | Lp. No. |
|---|--|---|------------------------------|--|---|---|---------|
| 2 | 2 | - | - | 2 | - | 3 | 1 |
| 1 | 3 | - | - | 2 | - | 3 | 2 |
| -1 | 1 | - | - | - | - | - | 3 |
| 50,0 | 150,0 | x | x | 100,0 | x | 100,0 | 4 |
| 11 | 2 | - | 1 | 8 | 1 | 8 | 5 |
| 11 | 2 | - | 1 | 8 | 1 | 6 | 6 |
| - | - | - | - | - | - | -2 | 7 |
| 100,0 | 100,0 | x | 100,0 | 100,0 | 100,0 | 75,0 | 8 |
| 13 | 10 | - | 2 | 3 | 4 | 5 | 9 |
| 14 | 12 | - | 1 | 3 | 5 | 6 | 10 |
| 1 | 2 | - | -1 | - | 1 | 1 | 11 |
| 107,7 | 120,0 | x | 50,0 | 100,0 | 125,0 | 120,0 | 12 |
| 7 | 4 | - | 3 | 5 | 2 | 6 | 13 |
| 9 | 6 | - | 2 | 6 | 1 | 7 | 14 |
| 2 | 2 | - | -1 | 1 | -1 | 1 | 15 |
| 128,6 | 150,0 | x | 66,7 | 120,0 | 50,0 | 116,7 | 16 |
| 20 | 10 | - | 1 | 15 | 3 | 9 | 17 |
| 22 | 12 | - | 1 | 15 | 3 | 11 | 18 |
| 2 | 2 | - | - | - | - | 2 | 19 |
| 110,0 | 120,0 | x | 100,0 | 100,0 | 100,0 | 122,2 | 20 |
| 9 | 6 | - | 1 | 8 | 1 | 5 | 21 |
| 11 | 6 | - | 1 | 7 | 1 | 5 | 22 |
| 2 | - | - | - | -1 | - | - | 23 |
| 122,2 | 100,0 | x | 100,0 | 87,5 | 100,0 | 100,0 | 24 |
| 232 | 122 | - | 49 | 176 | 30 | 168 | 25 |
| 245 | 137 | - | 50 | 176 | 28 | 179 | 26 |
| 13 | 15 | - | 1 | - | -2 | 11 | 27 |
| 105,6 | 112,3 | x | 102,0 | 100,0 | 93,3 | 106,5 | 28 |
| 109 | 29 | - | 25 | 99 | 10 | 38 | 29 |
| 115 | 31 | - | 25 | 95 | 6 | 41 | 30 |
| 6 | 2 | - | - | -4 | -4 | 3 | 31 |
| 105,5 | 106,9 | x | 100,0 | 96,0 | 60,0 | 107,9 | 32 |
| 70 | 35 | - | 18 | 34 | 8 | 68 | 33 |
| 71 | 42 | - | 18 | 31 | 6 | 69 | 34 |
| 1 | 7 | - | - | -3 | -2 | 1 | 35 |
| 101,4 | 120,0 | x | 100,0 | 91,2 | 75,0 | 101,5 | 36 |
| 4 | 4 | - | - | 3 | 1 | 7 | 37 |
| 4 | 6 | - | - | 4 | 3 | 10 | 38 |
| - | 2 | - | - | 1 | 2 | 3 | 39 |
| 100,0 | 150,0 | x | x | 133,3 | 300,0 | 142,9 | 40 |

TABL. 4. OSOBY FIZYCZNE PROWADZĄCE DZIAŁALNOŚĆ GOSPODARCZĄ WEDŁUG SEKCJI
NATURAL PERSONS CONDUCTING ECONOMIC ACTIVITY BY SECTIONS OF THE POLISH

| Lp. No. | WYSZCZEGÓLNIENIE SPECIFICATION a – 31 XII 2013 b – 31 XII 2014 c – przyrost/spadek increase/decrease d – 2013 = 100 | Ogółem Grand total | W tym | | | |
|---|---|-----------------------|--|-------------------|---|--------------|
| | | | rolnictwo, leśnictwo, łowiectwo i rybactwo agriculture, forestry and fishing | przemysł industry | | |
| | | | | razem total | w tym przetwórstwo przemysłowe of which manufacturing | |
| PODREGION OSTROŁĘCKO-SIEDLECKI (cd.) | | | | | | |
| SUBREGION OSTROŁĘCKO-SIEDLECKI (cont.) | | | | | | |
| Powiat węgrowski (dok.) | | | | | | |
| Powiat węgrowski (cont.) | | | | | | |
| 1 | Gm. w. Korytnica | a | 245 | 21 | 17 | 17 |
| 2 | | b | 238 | 19 | 17 | 17 |
| 3 | | c | -7 | -2 | - | - |
| 4 | | d | 97,1 | 90,5 | 100,0 | 100,0 |
| 5 | Gm. w. Liw | a | 346 | 28 | 38 | 35 |
| 6 | | b | 349 | 28 | 35 | 32 |
| 7 | | c | 3 | - | -3 | -3 |
| 8 | | d | 100,9 | 100,0 | 92,1 | 91,4 |
| 9 | Gm. w. Miedzna | a | 151 | 19 | 23 | 23 |
| 10 | | b | 163 | 13 | 26 | 26 |
| 11 | | c | 12 | -6 | 3 | 3 |
| 12 | | d | 107,9 | 68,4 | 113,0 | 113,0 |
| 13 | Gm. w. Sadowne | a | 249 | 19 | 43 | 42 |
| 14 | | b | 253 | 15 | 42 | 41 |
| 15 | | c | 4 | -4 | -1 | -1 |
| 16 | | d | 101,6 | 78,9 | 97,7 | 97,6 |
| 17 | Gm. w. Stoczek | a | 235 | 28 | 32 | 31 |
| 18 | | b | 237 | 25 | 36 | 35 |
| 19 | | c | 2 | -3 | 4 | 4 |
| 20 | | d | 100,9 | 89,3 | 112,5 | 112,9 |
| 21 | Gm. w. Wierzbno | a | 124 | 20 | 8 | 7 |
| 22 | | b | 145 | 29 | 12 | 10 |
| 23 | | c | 21 | 9 | 4 | 3 |
| 24 | | d | 116,9 | 145,0 | 150,0 | 142,9 |
| 25 | Powiat wyszkowski | a | 4965 | 251 | 409 | 384 |
| 26 | Powiat wyszkowski | b | 5087 | 105 | 443 | 416 |
| 27 | | c | 122 | -146 | 34 | 32 |
| 28 | | d | 102,5 | 41,8 | 108,3 | 108,3 |
| 29 | Gm. m-w. Wyszków | a | 3193 | 56 | 254 | 237 |
| 30 | | b | 3271 | 19 | 263 | 247 |
| 31 | | c | 78 | -37 | 9 | 10 |
| 32 | | d | 102,4 | 33,9 | 103,5 | 104,2 |
| 33 | Gm. w. Brańszczyk | a | 416 | 51 | 31 | 30 |
| 34 | | b | 426 | 20 | 36 | 36 |
| 35 | | c | 10 | -31 | 5 | 6 |
| 36 | | d | 102,4 | 39,2 | 116,1 | 120,0 |
| 37 | Gm. w. Długosiodło | a | 369 | 26 | 34 | 33 |
| 38 | | b | 368 | 12 | 43 | 42 |
| 39 | | c | -1 | -14 | 9 | 9 |
| 40 | | d | 99,7 | 46,2 | 126,5 | 127,3 |

POLSKIEJ KLASYFIKACJI DZIAŁALNOŚCI ORAZ PODREGIONÓW, POWIATÓW I GMIN (cd.)
CLASSIFICATION OF ACTIVITIES AND SUBREGIONS, POWIATS AND GMINAS (cont.)

Of which

| budownictwo <i>construction</i> | handel; naprawa pojazdów samochodo- wych ^Δ <i>trade; repair of motor vehicles^Δ</i> | transport i gospodarka magazynowa <i>transportation and storage</i> | zakwate- rowanie i gastronomia ^Δ <i>accommodation and catering^Δ</i> | informacja i komunikacja <i>information and communication</i> | działalność finansowa i ubezpiecze- niowa <i>financial and insurance activities</i> | obsługa rynku nieruchomości ^Δ <i>real estate activities</i> |
|------------------------------------|---|--|--|---|---|--|
| 81 | 65 | 14 | 4 | 2 | 5 | - |
| 76 | 62 | 16 | 5 | 2 | 4 | - |
| -5 | -3 | 2 | 1 | - | -1 | - |
| 93,8 | 95,4 | 114,3 | 125,0 | 100,0 | 80,0 | x |
| 74 | 107 | 16 | 7 | 1 | 9 | - |
| 76 | 99 | 21 | 8 | 2 | 9 | - |
| 2 | -8 | 5 | 1 | 1 | - | - |
| 102,7 | 92,5 | 131,3 | 114,3 | 200,0 | 100,0 | x |
| 39 | 27 | 10 | 1 | 3 | - | 1 |
| 40 | 32 | 11 | 1 | 2 | 2 | 2 |
| 1 | 5 | 1 | - | -1 | 2 | 1 |
| 102,6 | 118,5 | 110,0 | 100,0 | 66,7 | x | 200,0 |
| 59 | 61 | 10 | 4 | 1 | 5 | 1 |
| 56 | 73 | 10 | 4 | - | 4 | - |
| -3 | 12 | - | - | -1 | -1 | -1 |
| 94,9 | 119,7 | 100,0 | 100,0 | x | 80,0 | x |
| 61 | 64 | 11 | 3 | 2 | 5 | 2 |
| 60 | 63 | 8 | 3 | 2 | 2 | 3 |
| -1 | -1 | -3 | - | - | -3 | 1 |
| 98,4 | 98,4 | 72,7 | 100,0 | 100,0 | 40,0 | 150,0 |
| 18 | 36 | 22 | 1 | 2 | 5 | - |
| 20 | 42 | 23 | - | 3 | 4 | - |
| 2 | 6 | 1 | -1 | 1 | -1 | - |
| 111,1 | 116,7 | 104,5 | x | 150,0 | 80,0 | x |
| 986 | 1335 | 450 | 120 | 97 | 137 | 44 |
| 1031 | 1397 | 497 | 120 | 90 | 132 | 44 |
| 45 | 62 | 47 | - | -7 | -5 | - |
| 104,6 | 104,6 | 110,4 | 100,0 | 92,8 | 96,4 | 100,0 |
| 608 | 838 | 274 | 83 | 73 | 102 | 35 |
| 621 | 868 | 292 | 83 | 69 | 98 | 39 |
| 13 | 30 | 18 | - | -4 | -4 | 4 |
| 102,1 | 103,6 | 106,6 | 100,0 | 94,5 | 96,1 | 111,4 |
| 79 | 134 | 46 | 9 | 7 | 8 | 1 |
| 88 | 135 | 57 | 8 | 8 | 7 | 1 |
| 9 | 1 | 11 | -1 | 1 | -1 | - |
| 111,4 | 100,7 | 123,9 | 88,9 | 114,3 | 87,5 | 100,0 |
| 94 | 108 | 25 | 11 | 3 | 5 | 1 |
| 95 | 111 | 28 | 8 | 2 | 6 | 1 |
| 1 | 3 | 3 | -3 | -1 | 1 | - |
| 101,1 | 102,8 | 112,0 | 72,7 | 66,7 | 120,0 | 100,0 |

| działalność profesjonalna, naukowa i techniczna <i>professional, scientific and technical activities</i> | administrowanie i działalność wspierająca ^Δ <i>administrative and support service activities</i> | administracja publiczna i obrona narodowa; obowiązkowe zabezpieczenia społeczne <i>public administration and defence; compulsory social security</i> | edukacja <i>education</i> | opieka zdrowotna i pomoc społeczna <i>human health and social work activities</i> | działalność związana z kulturą, rozrywką i rekreacją <i>arts, entertainment and recreation</i> | pozostała działalność usługowa <i>other service activities</i> | Lp. No. |
|---|--|---|------------------------------|--|---|---|---------|
| 10 | 11 | - | 1 | 5 | 1 | 8 | 1 |
| 9 | 14 | - | - | 6 | 1 | 7 | 2 |
| -1 | 3 | - | -1 | 1 | - | -1 | 3 |
| 90,0 | 127,3 | x | x | 120,0 | 100,0 | 87,5 | 4 |
| 18 | 12 | - | 4 | 12 | 4 | 16 | 5 |
| 18 | 11 | - | 6 | 15 | 4 | 17 | 6 |
| - | -1 | - | 2 | 3 | - | 1 | 7 |
| 100,0 | 91,7 | x | 150,0 | 125,0 | 100,0 | 106,3 | 8 |
| 4 | 6 | - | - | 8 | 3 | 7 | 9 |
| 5 | 8 | - | - | 10 | 3 | 8 | 10 |
| 1 | 2 | - | - | 2 | - | 1 | 11 |
| 125,0 | 133,3 | x | x | 125,0 | 100,0 | 114,3 | 12 |
| 8 | 14 | - | 1 | 7 | 2 | 14 | 13 |
| 10 | 14 | - | - | 8 | 2 | 15 | 14 |
| 2 | - | - | -1 | 1 | - | 1 | 15 |
| 125,0 | 100,0 | x | x | 114,3 | 100,0 | 107,1 | 16 |
| 4 | 9 | - | - | 5 | - | 9 | 17 |
| 8 | 9 | - | 1 | 4 | 2 | 11 | 18 |
| 4 | - | - | 1 | -1 | 2 | 2 | 19 |
| 200,0 | 100,0 | x | x | 80,0 | x | 122,2 | 20 |
| 5 | 2 | - | - | 3 | 1 | 1 | 21 |
| 5 | 2 | - | - | 3 | 1 | 1 | 22 |
| - | - | - | - | - | - | - | 23 |
| 100,0 | 100,0 | x | x | 100,0 | 100,0 | 100,0 | 24 |
| 329 | 201 | 1 | 86 | 265 | 39 | 215 | 25 |
| 365 | 237 | 1 | 86 | 268 | 41 | 230 | 26 |
| 36 | 36 | - | - | 3 | 2 | 15 | 27 |
| 110,9 | 117,9 | 100,0 | 100,0 | 101,1 | 105,1 | 107,0 | 28 |
| 270 | 126 | - | 69 | 218 | 29 | 158 | 29 |
| 296 | 138 | - | 69 | 221 | 31 | 164 | 30 |
| 26 | 12 | - | - | 3 | 2 | 6 | 31 |
| 109,6 | 109,5 | x | 100,0 | 101,4 | 106,9 | 103,8 | 32 |
| 10 | 20 | - | 3 | 7 | - | 10 | 33 |
| 11 | 28 | - | 2 | 9 | 2 | 14 | 34 |
| 1 | 8 | - | -1 | 2 | 2 | 4 | 35 |
| 110,0 | 140,0 | x | 66,7 | 128,6 | x | 140,0 | 36 |
| 15 | 8 | - | 2 | 14 | 4 | 19 | 37 |
| 13 | 13 | - | 1 | 12 | 2 | 21 | 38 |
| -2 | 5 | - | -1 | -2 | -2 | 2 | 39 |
| 86,7 | 162,5 | x | 50,0 | 85,7 | 50,0 | 110,5 | 40 |

TABL. 4. OSOBY FIZYCZNE PROWADZĄCE DZIAŁALNOŚĆ GOSPODARCZĄ WEDŁUG SEKCJI
NATURAL PERSONS CONDUCTING ECONOMIC ACTIVITY BY SECTIONS OF THE POLISH

| Lp. No. | WYSZCZEGÓLNIENIE SPECIFICATION a – 31 XII 2013 b – 31 XII 2014 c – przyrost/spadek increase/decrease d – 2013 = 100 | Ogółem Grand total | W tym | | |
|------------|---|-----------------------|--|-------------------|---|
| | | | rolnictwo, leśnictwo, łowiectwo i rybactwo agriculture, forestry and fishing | przemysł industry | |
| | | | | razem total | w tym przetwórstwo przemysłowe of which manufacturing |
| | PODREGION OSTROŁĘCKO-SIEDLECKI (dok.) | | | | |
| | SUBREGION OSTROŁĘCKO-SIEDLECKI (cont.) | | | | |
| | Powiat wyszkowski (dok.) | | | | |
| | Powiat wyszkowski (cont.) | | | | |
| 1 | Gm. w. Rząśnik a | 372 | 53 | 29 | 29 |
| 2 | b | 375 | 30 | 33 | 31 |
| 3 | c | 3 | -23 | 4 | 2 |
| 4 | d | 100,8 | 56,6 | 113,8 | 106,9 |
| 5 | Gm. w. Somianka a | 288 | 37 | 19 | 17 |
| 6 | b | 296 | 15 | 19 | 16 |
| 7 | c | 8 | -22 | - | -1 |
| 8 | d | 102,8 | 40,5 | 100,0 | 94,1 |
| 9 | Gm. w. Zabrodzie a | 327 | 28 | 42 | 38 |
| 10 | b | 351 | 9 | 49 | 44 |
| 11 | c | 24 | -19 | 7 | 6 |
| 12 | d | 107,3 | 32,1 | 116,7 | 115,8 |
| | Miasta na prawach powiatu: | | | | |
| | Cities with powiat status: | | | | |
| 13 | Ostrołęka a | 4569 | 43 | 352 | 340 |
| 14 | b | 4568 | 11 | 350 | 340 |
| 15 | c | -1 | -32 | -2 | - |
| 16 | d | 100,0 | 25,6 | 99,4 | 100,0 |
| 17 | Siedlce a | 6254 | 176 | 476 | 463 |
| 18 | b | 6231 | 141 | 488 | 471 |
| 19 | c | -23 | -35 | 12 | 8 |
| 20 | d | 99,6 | 80,1 | 102,5 | 101,7 |
| 21 | PODREGION RADOMSKI | 41102 | 1270 | 5008 | 4724 |
| 22 | SUBREGION RADOMSKI | 41202 | 727 | 5070 | 4776 |
| 23 | c | 100 | -543 | 62 | 52 |
| 24 | d | 100,2 | 57,2 | 101,2 | 101,1 |
| 25 | Powiat białobrzeski a | 1957 | 104 | 318 | 311 |
| 26 | Powiat białobrzeski | 1997 | 56 | 313 | 304 |
| 27 | c | 40 | -48 | -5 | -7 |
| 28 | d | 102,0 | 53,8 | 98,4 | 97,7 |
| 29 | Gm. m-w. Białobrzegi a | 915 | 20 | 117 | 113 |
| 30 | b | 920 | 6 | 111 | 106 |
| 31 | c | 5 | -14 | -6 | -7 |
| 32 | d | 100,5 | 30,0 | 94,9 | 93,8 |
| 33 | Gm. m-w. Wyśmierzyce a | 145 | 16 | 21 | 20 |
| 34 | b | 149 | 8 | 23 | 22 |
| 35 | c | 4 | -8 | 2 | 2 |
| 36 | d | 102,8 | 50,0 | 109,5 | 110,0 |
| 37 | Gm. w. Promna a | 262 | 15 | 31 | 31 |
| 38 | b | 267 | 13 | 29 | 29 |
| 39 | c | 5 | -2 | -2 | -2 |
| 40 | d | 101,9 | 86,7 | 93,5 | 93,5 |

POLSKIEJ KLASYFIKACJI DZIAŁALNOŚCI ORAZ PODREGIONÓW, POWIATÓW I GMIN (cd.)
CLASSIFICATION OF ACTIVITIES AND SUBREGIONS, POWIATS AND GMINAS (cont.)

Of which

| budownictwo construction | handel; naprawa pojazdów samochodo- wych ^Δ trade; repair of motor vehicles ^Δ | transport i gospodarka magazynowa transportation and storage | zakwate- rowanie i gastronomia ^Δ accommodation and catering ^Δ | informacja i komunikacja information and communication | działalność finansowa i ubezpiecze- niowa financial and insurance activities | obsługa rynku nieruchomości ^Δ real estate activities |
|-----------------------------|--|--|---|---|--|--|
| 96 | 77 | 50 | 6 | 4 | 7 | 2 |
| 98 | 87 | 55 | 7 | 3 | 7 | 1 |
| 2 | 10 | 5 | 1 | -1 | - | -1 |
| 102,1 | 113,0 | 110,0 | 116,7 | 75,0 | 100,0 | 50,0 |
| 50 | 73 | 39 | 3 | 6 | 8 | 2 |
| 55 | 84 | 46 | 5 | 4 | 8 | 2 |
| 5 | 11 | 7 | 2 | -2 | - | - |
| 110,0 | 115,1 | 117,9 | 166,7 | 66,7 | 100,0 | 100,0 |
| 59 | 105 | 16 | 8 | 4 | 7 | 3 |
| 74 | 112 | 19 | 9 | 4 | 6 | - |
| 15 | 7 | 3 | 1 | - | -1 | -3 |
| 125,4 | 106,7 | 118,8 | 112,5 | 100,0 | 85,7 | x |
| 552 | 1344 | 472 | 141 | 112 | 175 | 32 |
| 560 | 1309 | 482 | 138 | 112 | 181 | 35 |
| 8 | -35 | 10 | -3 | - | 6 | 3 |
| 101,4 | 97,4 | 102,1 | 97,9 | 100,0 | 103,4 | 109,4 |
| 540 | 1797 | 512 | 152 | 171 | 266 | 87 |
| 539 | 1781 | 537 | 154 | 166 | 251 | 88 |
| -1 | -16 | 25 | 2 | -5 | -15 | 1 |
| 99,8 | 99,1 | 104,9 | 101,3 | 97,1 | 94,4 | 101,1 |
| 5847 | 14546 | 3078 | 935 | 762 | 1406 | 321 |
| 5932 | 14634 | 3158 | 931 | 778 | 1364 | 331 |
| 85 | 88 | 80 | -4 | 16 | -42 | 10 |
| 101,5 | 100,6 | 102,6 | 99,6 | 102,1 | 97,0 | 103,1 |
| 271 | 702 | 117 | 50 | 29 | 46 | 12 |
| 288 | 748 | 117 | 55 | 30 | 42 | 14 |
| 17 | 46 | - | 5 | 1 | -4 | 2 |
| 106,3 | 106,6 | 100,0 | 110,0 | 103,4 | 91,3 | 116,7 |
| 103 | 367 | 44 | 27 | 17 | 29 | 6 |
| 110 | 380 | 44 | 28 | 17 | 27 | 6 |
| 7 | 13 | - | 1 | - | -2 | - |
| 106,8 | 103,5 | 100,0 | 103,7 | 100,0 | 93,1 | 100,0 |
| 19 | 50 | 9 | 3 | 2 | 1 | - |
| 19 | 53 | 8 | 5 | 2 | 2 | 2 |
| - | 3 | -1 | 2 | - | 1 | 2 |
| 100,0 | 106,0 | 88,9 | 166,7 | 100,0 | 200,0 | x |
| 37 | 97 | 15 | 10 | 6 | 4 | 4 |
| 38 | 100 | 17 | 10 | 7 | 3 | 3 |
| 1 | 3 | 2 | - | 1 | -1 | -1 |
| 102,7 | 103,1 | 113,3 | 100,0 | 116,7 | 75,0 | 75,0 |

| działalność profesjonalna, naukowa i techniczna <i>professional, scientific and technical activities</i> | administrowanie i działalność wspierająca ^A <i>administrative and support service activities</i> | administracja publiczna i obrona narodowa; obowiązkowe zabezpieczenia społeczne <i>public administration and defence; compulsory social security</i> | edukacja <i>education</i> | opieka zdrowotna i pomoc społeczna <i>human health and social work activities</i> | działalność związana z kulturą, rozrywką i rekreacją <i>arts, entertainment and recreation</i> | pozostała działalność usługowa <i>other service activities</i> | Lp. No. |
|---|--|---|------------------------------|--|---|---|---------|
| 6 | 8 | - | 5 | 12 | 4 | 13 | 1 |
| 9 | 14 | - | 4 | 12 | 4 | 11 | 2 |
| 3 | 6 | - | -1 | - | - | -2 | 3 |
| 150,0 | 175,0 | x | 80,0 | 100,0 | 100,0 | 84,6 | 4 |
| 11 | 26 | 1 | 2 | 4 | 1 | 6 | 5 |
| 14 | 29 | 1 | 3 | 3 | 1 | 7 | 6 |
| 3 | 3 | - | 1 | -1 | - | 1 | 7 |
| 127,3 | 111,5 | 100,0 | 150,0 | 75,0 | 100,0 | 116,7 | 8 |
| 17 | 13 | - | 5 | 10 | 1 | 9 | 9 |
| 22 | 15 | - | 7 | 11 | 1 | 13 | 10 |
| 5 | 2 | - | 2 | 1 | - | 4 | 11 |
| 129,4 | 115,4 | x | 140,0 | 110,0 | 100,0 | 144,4 | 12 |
| 467 | 109 | - | 132 | 379 | 44 | 215 | 13 |
| 478 | 113 | - | 126 | 399 | 49 | 225 | 14 |
| 11 | 4 | - | -6 | 20 | 5 | 10 | 15 |
| 102,4 | 103,7 | x | 95,5 | 105,3 | 111,4 | 104,7 | 16 |
| 727 | 195 | - | 194 | 581 | 73 | 307 | 17 |
| 755 | 180 | - | 188 | 584 | 71 | 308 | 18 |
| 28 | -15 | - | -6 | 3 | -2 | 1 | 19 |
| 103,9 | 92,3 | x | 96,9 | 100,5 | 97,3 | 100,3 | 20 |
| 2853 | 805 | 2 | 654 | 1874 | 243 | 1498 | 21 |
| 2942 | 863 | 1 | 654 | 1998 | 262 | 1557 | 22 |
| 89 | 58 | -1 | - | 124 | 19 | 59 | 23 |
| 103,1 | 107,2 | 50,0 | 100,0 | 106,6 | 107,8 | 103,9 | 24 |
| 91 | 39 | - | 22 | 60 | 11 | 85 | 25 |
| 95 | 42 | - | 27 | 61 | 12 | 97 | 26 |
| 4 | 3 | - | 5 | 1 | 1 | 12 | 27 |
| 104,4 | 107,7 | x | 122,7 | 101,7 | 109,1 | 114,1 | 28 |
| 56 | 21 | - | 19 | 41 | 6 | 42 | 29 |
| 57 | 20 | - | 22 | 37 | 5 | 50 | 30 |
| 1 | -1 | - | 3 | -4 | -1 | 8 | 31 |
| 101,8 | 95,2 | x | 115,8 | 90,2 | 83,3 | 119,0 | 32 |
| 7 | 4 | - | 1 | 7 | 1 | 4 | 33 |
| 8 | 3 | - | 2 | 9 | 2 | 3 | 34 |
| 1 | -1 | - | 1 | 2 | 1 | -1 | 35 |
| 114,3 | 75,0 | x | 200,0 | 128,6 | 200,0 | 75,0 | 36 |
| 13 | 5 | - | 2 | 7 | 1 | 15 | 37 |
| 13 | 8 | - | 2 | 8 | - | 16 | 38 |
| - | 3 | - | - | 1 | -1 | 1 | 39 |
| 100,0 | 160,0 | x | 100,0 | 114,3 | x | 106,7 | 40 |

TABL. 4. OSOBY FIZYCZNE PROWADZĄCE DZIAŁALNOŚĆ GOSPODARCZĄ WEDŁUG SEKCJI
NATURAL PERSONS CONDUCTING ECONOMIC ACTIVITY BY SECTIONS OF THE POLISH

| Lp. No. | WYSZCZEGÓLNIENIE SPECIFICATION a – 31 XII 2013 b – 31 XII 2014 c – przyrost/spadek increase/decrease d – 2013 = 100 | Ogółem <i>Grand total</i> | W tym | | |
|-----------------------------------|---|------------------------------|---|--------------------------|---|
| | | | rolnictwo, leśnictwo, łowiectwo i rybactwo <i>agriculture, forestry and fishing</i> | przemysł <i>industry</i> | |
| | | | | razem <i>total</i> | w tym przetwórstwo przemysłowe <i>of which manufacturing</i> |
| PODREGION RADOMSKI (cd.) | | | | | |
| SUBREGION RADOMSKI (cont.) | | | | | |
| Powiat białobrzegi (dok.) | | | | | |
| Powiat białobrzegi (cont.) | | | | | |
| 1 | Gm. w. Radzanów | 134 | 14 | 24 | 23 |
| 2 | | 139 | 6 | 24 | 23 |
| 3 | | 5 | -8 | - | - |
| 4 | | 103,7 | 42,9 | 100,0 | 100,0 |
| 5 | Gm. w. Stara Błotnica | 256 | 20 | 63 | 62 |
| 6 | | 271 | 12 | 64 | 62 |
| 7 | | 15 | -8 | 1 | - |
| 8 | | 105,9 | 60,0 | 101,6 | 100,0 |
| 9 | Gm. w. Stromiec | 245 | 19 | 62 | 62 |
| 10 | | 251 | 11 | 62 | 62 |
| 11 | | 6 | -8 | - | - |
| 12 | | 102,4 | 57,9 | 100,0 | 100,0 |
| 13 | Powiat kozienicki | 3264 | 138 | 311 | 300 |
| 14 | Powiat kozienicki | 3269 | 80 | 320 | 310 |
| 15 | | 5 | -58 | 9 | 10 |
| 16 | | 100,2 | 58,0 | 102,9 | 103,3 |
| 17 | Gm. m-w. Kozienice | 1979 | 42 | 155 | 149 |
| 18 | | 1958 | 18 | 160 | 156 |
| 19 | | -21 | -24 | 5 | 7 |
| 20 | | 98,9 | 42,9 | 103,2 | 104,7 |
| 21 | Gm. w. Garbatka-Letnisko | 264 | 17 | 41 | 41 |
| 22 | | 269 | 11 | 42 | 41 |
| 23 | | 5 | -6 | 1 | - |
| 24 | | 101,9 | 64,7 | 102,4 | 100,0 |
| 25 | Gm. w. Głowaczów | 311 | 30 | 40 | 38 |
| 26 | | 313 | 21 | 44 | 42 |
| 27 | | 2 | -9 | 4 | 4 |
| 28 | | 100,6 | 70,0 | 110,0 | 110,5 |
| 29 | Gm. w. Gniewoszków | 194 | 14 | 19 | 18 |
| 30 | | 200 | 10 | 23 | 22 |
| 31 | | 6 | -4 | 4 | 4 |
| 32 | | 103,1 | 71,4 | 121,1 | 122,2 |
| 33 | Gm. w. Grabów nad Pilicą | 138 | 12 | 15 | 13 |
| 34 | | 150 | 8 | 14 | 12 |
| 35 | | 12 | -4 | -1 | -1 |
| 36 | | 108,7 | 66,7 | 93,3 | 92,3 |
| 37 | Gm. w. Magnuszew | 257 | 19 | 28 | 28 |
| 38 | | 261 | 9 | 26 | 26 |
| 39 | | 4 | -10 | -2 | -2 |
| 40 | | 101,6 | 47,4 | 92,9 | 92,9 |

POLSKIEJ KLASYFIKACJI DZIAŁALNOŚCI ORAZ PODREGIONÓW, POWIATÓW I GMIN (cd.)
CLASSIFICATION OF ACTIVITIES AND SUBREGIONS, POWIATS AND GMINAS (cont.)

Of which

| <i>budownictwo construction</i> | <i>handel; naprawa pojazdów samochodo- wych^Δ trade; repair of motor vehicles^Δ</i> | <i>transport i gospodarka magazynowa transportation and storage</i> | <i>zakwatero- wanie i gastronomia^Δ accommodation and catering^Δ</i> | <i>informacja i komunikacja information and communication</i> | <i>działalność finansowa i ubezpiecze- niowa financial and insurance activities</i> | <i>obsługa rynku nieruchomości^Δ real estate activities</i> |
|-------------------------------------|---|---|--|---|---|---|
| 33 | 37 | 10 | 2 | 1 | 1 | – |
| 34 | 48 | 9 | 1 | 1 | 1 | – |
| 1 | 11 | -1 | -1 | – | – | – |
| 103,0 | 129,7 | 90,0 | 50,0 | 100,0 | 100,0 | x |
| 45 | 80 | 21 | 5 | 1 | 4 | 2 |
| 51 | 87 | 22 | 8 | 1 | 3 | 3 |
| 6 | 7 | 1 | 3 | – | -1 | 1 |
| 113,3 | 108,8 | 104,8 | 160,0 | 100,0 | 75,0 | 150,0 |
| 34 | 71 | 18 | 3 | 2 | 7 | – |
| 36 | 80 | 17 | 3 | 2 | 6 | – |
| 2 | 9 | -1 | – | – | -1 | – |
| 105,9 | 112,7 | 94,4 | 100,0 | 100,0 | 85,7 | x |
| 571 | 1003 | 281 | 110 | 77 | 99 | 22 |
| 590 | 1016 | 278 | 103 | 74 | 99 | 22 |
| 19 | 13 | -3 | -7 | -3 | – | – |
| 103,3 | 101,3 | 98,9 | 93,6 | 96,1 | 100,0 | 100,0 |
| 367 | 593 | 159 | 68 | 61 | 67 | 18 |
| 371 | 588 | 153 | 64 | 56 | 66 | 18 |
| 4 | -5 | -6 | -4 | -5 | -1 | – |
| 101,1 | 99,2 | 96,2 | 94,1 | 91,8 | 98,5 | 100,0 |
| 44 | 69 | 17 | 14 | 4 | 4 | 2 |
| 40 | 79 | 18 | 15 | 5 | 4 | 2 |
| -4 | 10 | 1 | 1 | 1 | – | – |
| 90,9 | 114,5 | 105,9 | 107,1 | 125,0 | 100,0 | 100,0 |
| 60 | 96 | 22 | 9 | 2 | 4 | – |
| 60 | 100 | 22 | 8 | 3 | 5 | – |
| – | 4 | – | -1 | 1 | 1 | – |
| 100,0 | 104,2 | 100,0 | 88,9 | 150,0 | 125,0 | x |
| 26 | 84 | 24 | 2 | 2 | 3 | – |
| 30 | 85 | 25 | 2 | 1 | 3 | – |
| 4 | 1 | 1 | – | -1 | – | – |
| 115,4 | 101,2 | 104,2 | 100,0 | 50,0 | 100,0 | x |
| 24 | 40 | 11 | 5 | 4 | 5 | 1 |
| 30 | 41 | 11 | 5 | 5 | 4 | 1 |
| 6 | 1 | – | – | 1 | -1 | – |
| 125,0 | 102,5 | 100,0 | 100,0 | 125,0 | 80,0 | 100,0 |
| 37 | 75 | 35 | 9 | 4 | 11 | 1 |
| 46 | 77 | 38 | 6 | 3 | 12 | 1 |
| 9 | 2 | 3 | -3 | -1 | 1 | – |
| 124,3 | 102,7 | 108,6 | 66,7 | 75,0 | 109,1 | 100,0 |

| działalność profesjonalna, naukowa i techniczna <i>professional, scientific and technical activities</i> | administrowanie i działalność wspierająca [^] <i>administrative and support service activities</i> | administracja publiczna i obrona narodowa; obowiązkowe zabezpieczenia społeczne <i>public administration and defence; compulsory social security</i> | edukacja <i>education</i> | opieka zdrowotna i pomoc społeczna <i>human health and social work activities</i> | działalność związana z kulturą, rozrywką i rekreacją <i>arts, entertainment and recreation</i> | pozostała działalność usługowa <i>other service activities</i> | Lp. No. |
|---|--|---|------------------------------|--|---|---|---------|
| 4 | 2 | - | - | - | - | 6 | 1 |
| 5 | 3 | - | - | - | - | 7 | 2 |
| 1 | 1 | - | - | - | - | 1 | 3 |
| 125,0 | 150,0 | x | x | x | x | 116,7 | 4 |
| 5 | 2 | - | - | 2 | 1 | 5 | 5 |
| 5 | 2 | - | 1 | 3 | 2 | 7 | 6 |
| - | - | - | 1 | 1 | 1 | 2 | 7 |
| 100,0 | 100,0 | x | x | 150,0 | 200,0 | 140,0 | 8 |
| 6 | 5 | - | - | 3 | 2 | 13 | 9 |
| 7 | 6 | - | - | 4 | 3 | 14 | 10 |
| 1 | 1 | - | - | 1 | 1 | 1 | 11 |
| 116,7 | 120,0 | x | x | 133,3 | 150,0 | 107,7 | 12 |
| 243 | 57 | - | 48 | 157 | 15 | 132 | 13 |
| 257 | 66 | - | 49 | 163 | 17 | 135 | 14 |
| 14 | 9 | - | 1 | 6 | 2 | 3 | 15 |
| 105,8 | 115,8 | x | 102,1 | 103,8 | 113,3 | 102,3 | 16 |
| 176 | 25 | - | 35 | 124 | 11 | 78 | 17 |
| 185 | 27 | - | 34 | 128 | 12 | 78 | 18 |
| 9 | 2 | - | -1 | 4 | 1 | - | 19 |
| 105,1 | 108,0 | x | 97,1 | 103,2 | 109,1 | 100,0 | 20 |
| 15 | 4 | - | 2 | 10 | 3 | 18 | 21 |
| 16 | 5 | - | 2 | 10 | 2 | 18 | 22 |
| 1 | 1 | - | - | - | -1 | - | 23 |
| 106,7 | 125,0 | x | 100,0 | 100,0 | 66,7 | 100,0 | 24 |
| 17 | 9 | - | 2 | 8 | - | 12 | 25 |
| 17 | 8 | - | 2 | 9 | - | 14 | 26 |
| - | -1 | - | - | 1 | - | 2 | 27 |
| 100,0 | 88,9 | x | 100,0 | 112,5 | x | 116,7 | 28 |
| 5 | 2 | - | - | 3 | - | 10 | 29 |
| 4 | 3 | - | - | 4 | 1 | 9 | 30 |
| -1 | 1 | - | - | 1 | 1 | -1 | 31 |
| 80,0 | 150,0 | x | x | 133,3 | x | 90,0 | 32 |
| 8 | 6 | - | 1 | 1 | 1 | 4 | 33 |
| 10 | 10 | - | 3 | 1 | 1 | 6 | 34 |
| 2 | 4 | - | 2 | - | - | 2 | 35 |
| 125,0 | 166,7 | x | 300,0 | 100,0 | 100,0 | 150,0 | 36 |
| 11 | 7 | - | 5 | 7 | - | 8 | 37 |
| 12 | 10 | - | 5 | 8 | - | 8 | 38 |
| 1 | 3 | - | - | 1 | - | - | 39 |
| 109,1 | 142,9 | x | 100,0 | 114,3 | x | 100,0 | 40 |

TABL. 4. OSOBY FIZYCZNE PROWADZĄCE DZIAŁALNOŚĆ GOSPODARCZĄ WEDŁUG SEKCJI
NATURAL PERSONS CONDUCTING ECONOMIC ACTIVITY BY SECTIONS OF THE POLISH

| Lp. No. | WYSZCZEGÓLNIENIE SPECIFICATION a – 31 XII 2013 b – 31 XII 2014 c – przyrost/spadek increase/decrease d – 2013 = 100 | Ogółem <i>Grand total</i> | W tym | | | |
|-----------------------------------|---|------------------------------|---|--------------------------|---|------------|
| | | | rolnictwo, leśnictwo, łowiectwo i rybactwo <i>agriculture, forestry and fishing</i> | przemysł <i>industry</i> | | |
| | | | | razem <i>total</i> | w tym przetwórstwo przemysłowe <i>of which manufacturing</i> | |
| PODREGION RADOMSKI (cd.) | | | | | | |
| SUBREGION RADOMSKI (cont.) | | | | | | |
| Powiat kozienicki (dok.) | | | | | | |
| Powiat kozienicki (cont.) | | | | | | |
| 1 | Gm. w. Sieciechów | a | 121 | 4 | 13 | 13 |
| 2 | | b | 118 | 3 | 11 | 11 |
| 3 | | c | -3 | -1 | -2 | -2 |
| 4 | | d | 97,5 | 75,0 | 84,6 | 84,6 |
| 5 | Powiat lipski | a | 2114 | 219 | 215 | 197 |
| 6 | Powiat lipski | b | 2135 | 96 | 228 | 209 |
| 7 | | c | 21 | -123 | 13 | 12 |
| 8 | | d | 101,0 | 43,8 | 106,0 | 106,1 |
| 9 | Gm. m-w. Lipsko | a | 993 | 63 | 110 | 101 |
| 10 | | b | 999 | 33 | 111 | 100 |
| 11 | | c | 6 | -30 | 1 | -1 |
| 12 | | d | 100,6 | 52,4 | 100,9 | 99,0 |
| 13 | Gm. w. Chotcza | a | 72 | 8 | 6 | 6 |
| 14 | | b | 77 | 4 | 6 | 6 |
| 15 | | c | 5 | -4 | - | - |
| 16 | | d | 106,9 | 50,0 | 100,0 | 100,0 |
| 17 | Gm. w. Ciepiałów | a | 273 | 48 | 25 | 18 |
| 18 | | b | 290 | 20 | 30 | 24 |
| 19 | | c | 17 | -28 | 5 | 6 |
| 20 | | d | 106,2 | 41,7 | 120,0 | 133,3 |
| 21 | Gm. w. Rzecznów | a | 239 | 38 | 29 | 29 |
| 22 | | b | 242 | 18 | 33 | 33 |
| 23 | | c | 3 | -20 | 4 | 4 |
| 24 | | d | 101,3 | 47,4 | 113,8 | 113,8 |
| 25 | Gm. w. Sienno | a | 312 | 40 | 23 | 22 |
| 26 | | b | 303 | 9 | 28 | 27 |
| 27 | | c | -9 | -31 | 5 | 5 |
| 28 | | d | 97,1 | 22,5 | 121,7 | 122,7 |
| 29 | Gm. w. Solec nad Wisłą | a | 225 | 22 | 22 | 21 |
| 30 | | b | 224 | 12 | 20 | 19 |
| 31 | | c | -1 | -10 | -2 | -2 |
| 32 | | d | 99,6 | 54,5 | 90,9 | 90,5 |
| 33 | Powiat przysuski | a | 2162 | 99 | 220 | 211 |
| 34 | Powiat przysuski | b | 2207 | 59 | 224 | 216 |
| 35 | | c | 45 | -40 | 4 | 5 |
| 36 | | d | 102,1 | 59,6 | 101,8 | 102,4 |
| 37 | Gm. m-w. Przysucha | a | 756 | 24 | 71 | 65 |
| 38 | | b | 773 | 12 | 74 | 68 |
| 39 | | c | 17 | -12 | 3 | 3 |
| 40 | | d | 102,2 | 50,0 | 104,2 | 104,6 |

POLSKIEJ KLASYFIKACJI DZIAŁALNOŚCI ORAZ PODREGIONÓW, POWIATÓW I GMIN (cd.)
CLASSIFICATION OF ACTIVITIES AND SUBREGIONS, POWIATS AND GMINAS (cont.)

Of which

| <i>budownictwo construction</i> | <i>handel; naprawa pojazdów samochodo- wych^Δ trade; repair of motor vehicles^Δ</i> | <i>transport i gospodarka magazynowa transportation and storage</i> | <i>zakwate- rowanie i gastronomia^Δ accommodation and catering^Δ</i> | <i>informacja i komunikacja information and communication</i> | <i>działalność finansowa i ubezpiecze- niowa financial and insurance activities</i> | <i>obsługa rynku nieruchomości^Δ real estate activities</i> |
|-------------------------------------|---|---|--|---|---|---|
| 13 | 46 | 13 | 3 | - | 5 | - |
| 13 | 46 | 11 | 3 | 1 | 5 | - |
| - | - | -2 | - | 1 | - | - |
| 100,0 | 100,0 | 84,6 | 100,0 | x | 100,0 | x |
| 332 | 767 | 126 | 49 | 14 | 52 | 8 |
| 360 | 808 | 158 | 46 | 19 | 55 | 9 |
| 28 | 41 | 32 | -3 | 5 | 3 | 1 |
| 108,4 | 105,3 | 125,4 | 93,9 | 135,7 | 105,8 | 112,5 |
| 129 | 395 | 56 | 23 | 8 | 25 | 5 |
| 131 | 412 | 57 | 22 | 12 | 28 | 5 |
| 2 | 17 | 1 | -1 | 4 | 3 | - |
| 101,6 | 104,3 | 101,8 | 95,7 | 150,0 | 112,0 | 100,0 |
| 12 | 31 | 4 | 1 | - | 1 | 1 |
| 15 | 30 | 8 | 1 | - | 2 | 1 |
| 3 | -1 | 4 | - | - | 1 | - |
| 125,0 | 96,8 | 200,0 | 100,0 | x | 200,0 | 100,0 |
| 53 | 91 | 4 | 9 | - | 2 | 1 |
| 65 | 98 | 15 | 10 | - | 3 | 2 |
| 12 | 7 | 11 | 1 | - | 1 | 1 |
| 122,6 | 107,7 | 375,0 | 111,1 | x | 150,0 | 200,0 |
| 42 | 74 | 10 | - | 2 | 7 | - |
| 44 | 81 | 17 | - | 2 | 7 | - |
| 2 | 7 | 7 | - | - | - | - |
| 104,8 | 109,5 | 170,0 | x | 100,0 | 100,0 | x |
| 55 | 106 | 32 | 11 | 1 | 9 | 1 |
| 59 | 112 | 41 | 10 | 2 | 7 | 1 |
| 4 | 6 | 9 | -1 | 1 | -2 | - |
| 107,3 | 105,7 | 128,1 | 90,9 | 200,0 | 77,8 | 100,0 |
| 41 | 70 | 20 | 5 | 3 | 8 | - |
| 46 | 75 | 20 | 3 | 3 | 8 | - |
| 5 | 5 | - | -2 | - | - | - |
| 112,2 | 107,1 | 100,0 | 60,0 | 100,0 | 100,0 | x |
| 439 | 827 | 150 | 46 | 22 | 53 | 9 |
| 440 | 868 | 157 | 49 | 20 | 51 | 7 |
| 1 | 41 | 7 | 3 | -2 | -2 | -2 |
| 100,2 | 105,0 | 104,7 | 106,5 | 90,9 | 96,2 | 77,8 |
| 104 | 282 | 49 | 21 | 10 | 26 | 5 |
| 105 | 290 | 48 | 20 | 11 | 24 | 4 |
| 1 | 8 | -1 | -1 | 1 | -2 | -1 |
| 101,0 | 102,8 | 98,0 | 95,2 | 110,0 | 92,3 | 80,0 |

| działalność profesjonalna, naukowa i techniczna <i>professional, scientific and technical activities</i> | administrowanie i działalność wspierająca ^Δ <i>administrative and support service activities</i> | administracja publiczna i obrona narodowa; obowiązkowe zabezpieczenia społeczne <i>public administration and defence; compulsory social security</i> | edukacja <i>education</i> | opieka zdrowotna i pomoc społeczna <i>human health and social work activities</i> | działalność związana z kulturą, rozrywką i rekreacją <i>arts, entertainment and recreation</i> | pozostała działalność usługowa <i>other service activities</i> | Lp. No. |
|---|--|---|------------------------------|--|---|---|---------|
| 11 | 4 | - | 3 | 4 | - | 2 | 1 |
| 13 | 3 | - | 3 | 3 | 1 | 2 | 2 |
| 2 | -1 | - | - | -1 | 1 | - | 3 |
| 118,2 | 75,0 | x | 100,0 | 75,0 | x | 100,0 | 4 |
| 86 | 31 | - | 22 | 93 | 8 | 92 | 5 |
| 96 | 35 | - | 23 | 89 | 10 | 103 | 6 |
| 10 | 4 | - | 1 | -4 | 2 | 11 | 7 |
| 111,6 | 112,9 | x | 104,5 | 95,7 | 125,0 | 112,0 | 8 |
| 55 | 10 | - | 11 | 61 | 2 | 40 | 9 |
| 60 | 10 | - | 12 | 56 | 4 | 46 | 10 |
| 5 | - | - | 1 | -5 | 2 | 6 | 11 |
| 109,1 | 100,0 | x | 109,1 | 91,8 | 200,0 | 115,0 | 12 |
| 4 | - | - | 1 | - | - | 3 | 13 |
| 4 | - | - | 1 | - | - | 5 | 14 |
| - | - | - | - | - | - | 2 | 15 |
| 100,0 | x | x | 100,0 | x | x | 166,7 | 16 |
| 5 | 10 | - | 6 | 7 | 2 | 10 | 17 |
| 6 | 12 | - | 6 | 8 | 2 | 13 | 18 |
| 1 | 2 | - | - | 1 | - | 3 | 19 |
| 120,0 | 120,0 | x | 100,0 | 114,3 | 100,0 | 130,0 | 20 |
| 10 | 5 | - | 1 | 2 | 2 | 17 | 21 |
| 11 | 6 | - | 1 | 2 | 2 | 18 | 22 |
| 1 | 1 | - | - | - | - | 1 | 23 |
| 110,0 | 120,0 | x | 100,0 | 100,0 | 100,0 | 105,9 | 24 |
| 4 | 3 | - | - | 13 | 2 | 12 | 25 |
| 6 | 4 | - | - | 11 | 2 | 11 | 26 |
| 2 | 1 | - | - | -2 | - | -1 | 27 |
| 150,0 | 133,3 | x | x | 84,6 | 100,0 | 91,7 | 28 |
| 8 | 3 | - | 3 | 10 | - | 10 | 29 |
| 9 | 3 | - | 3 | 12 | - | 10 | 30 |
| 1 | - | - | - | 2 | - | - | 31 |
| 112,5 | 100,0 | x | 100,0 | 120,0 | x | 100,0 | 32 |
| 85 | 38 | - | 20 | 68 | 11 | 75 | 33 |
| 95 | 52 | - | 26 | 69 | 13 | 77 | 34 |
| 10 | 14 | - | 6 | 1 | 2 | 2 | 35 |
| 111,8 | 136,8 | x | 130,0 | 101,5 | 118,2 | 102,7 | 36 |
| 48 | 19 | - | 10 | 49 | 5 | 33 | 37 |
| 57 | 25 | - | 11 | 51 | 7 | 34 | 38 |
| 9 | 6 | - | 1 | 2 | 2 | 1 | 39 |
| 118,8 | 131,6 | x | 110,0 | 104,1 | 140,0 | 103,0 | 40 |

TABL. 4. OSOBY FIZYCZNE PROWADZĄCE DZIAŁALNOŚĆ GOSPODARCZĄ WEDŁUG SEKCJI
NATURAL PERSONS CONDUCTING ECONOMIC ACTIVITY BY SECTIONS OF THE POLISH

| Lp. No. | WYSZCZEGÓLNIENIE SPECIFICATION a – 31 XII 2013 b – 31 XII 2014 c – przyrost/spadek increase/decrease d – 2013 = 100 | Ogółem Grand total | W tym | | | |
|-----------------------------------|---|-----------------------|--|-------------------|---|--------------|
| | | | rolnictwo, leśnictwo, łowiectwo i rybactwo agriculture, forestry and fishing | przemysł industry | | |
| | | | | razem total | w tym przetwórstwo przemysłowe of which manufacturing | |
| PODREGION RADOMSKI (cd.) | | | | | | |
| SUBREGION RADOMSKI (cont.) | | | | | | |
| Powiat przysuski (dok.) | | | | | | |
| Powiat przysuski (cont.) | | | | | | |
| 1 | Gm. w. Borkowice | a | 200 | 10 | 22 | 21 |
| 2 | | b | 208 | 5 | 22 | 21 |
| 3 | | c | 8 | -5 | - | - |
| 4 | | d | 104,0 | 50,0 | 100,0 | 100,0 |
| 5 | Gm. w. Gielniów | a | 221 | 5 | 30 | 28 |
| 6 | | b | 226 | 4 | 29 | 28 |
| 7 | | c | 5 | -1 | -1 | - |
| 8 | | d | 102,3 | 80,0 | 96,7 | 100,0 |
| 9 | Gm. w. Klwów | a | 116 | 15 | 15 | 15 |
| 10 | | b | 126 | 12 | 16 | 16 |
| 11 | | c | 10 | -3 | 1 | 1 |
| 12 | | d | 108,6 | 80,0 | 106,7 | 106,7 |
| 13 | Gm. w. Odrzywół | a | 204 | 6 | 25 | 25 |
| 14 | | b | 199 | 4 | 26 | 26 |
| 15 | | c | -5 | -2 | 1 | 1 |
| 16 | | d | 97,5 | 66,7 | 104,0 | 104,0 |
| 17 | Gm. w. Potworów | a | 153 | 16 | 9 | 9 |
| 18 | | b | 158 | 9 | 7 | 7 |
| 19 | | c | 5 | -7 | -2 | -2 |
| 20 | | d | 103,3 | 56,3 | 77,8 | 77,8 |
| 21 | Gm. w. Rusinów | a | 205 | 8 | 24 | 24 |
| 22 | | b | 199 | 5 | 24 | 24 |
| 23 | | c | -6 | -3 | - | - |
| 24 | | d | 97,1 | 62,5 | 100,0 | 100,0 |
| 25 | Gm. w. Wieniawa | a | 307 | 15 | 24 | 24 |
| 26 | | b | 318 | 8 | 26 | 26 |
| 27 | | c | 11 | -7 | 2 | 2 |
| 28 | | d | 103,6 | 53,3 | 108,3 | 108,3 |
| 29 | Powiat radomski | a | 8472 | 368 | 1242 | 1182 |
| 30 | Powiat radomski | b | 8537 | 225 | 1295 | 1235 |
| 31 | | c | 65 | -143 | 53 | 53 |
| 32 | | d | 100,8 | 61,1 | 104,3 | 104,5 |
| 33 | M. Pionki | a | 1297 | 15 | 176 | 170 |
| 34 | | b | 1270 | 12 | 179 | 172 |
| 35 | | c | -27 | -3 | 3 | 2 |
| 36 | | d | 97,9 | 80,0 | 101,7 | 101,2 |
| 37 | Gm. m-w. Iłża | a | 739 | 48 | 85 | 84 |
| 38 | | b | 723 | 42 | 93 | 90 |
| 39 | | c | -16 | -6 | 8 | 6 |
| 40 | | d | 97,8 | 87,5 | 109,4 | 107,1 |

POLSKIEJ KLASYFIKACJI DZIAŁALNOŚCI ORAZ PODREGIONÓW, POWIATÓW I GMIN (cd.)
CLASSIFICATION OF ACTIVITIES AND SUBREGIONS, POWIATS AND GMINAS (cont.)

Of which

| <i>budownictwo construction</i> | <i>handel; naprawa pojazdów samochodo- wych^Δ trade; repair of motor vehicles^Δ</i> | <i>transport i gospodarka magazynowa transportation and storage</i> | <i>zakwatero- wanie i gastronomia^Δ accommodation and catering^Δ</i> | <i>informacja i komunikacja information and communication</i> | <i>działalność finansowa i ubezpiecze- niowa financial and insurance activities</i> | <i>obsługa rynku nieruchomości^Δ real estate activities</i> |
|-------------------------------------|---|---|--|---|---|---|
| 50 | 73 | 16 | 1 | 2 | 6 | 2 |
| 55 | 74 | 18 | 2 | 1 | 7 | 1 |
| 5 | 1 | 2 | 1 | -1 | 1 | -1 |
| 110,0 | 101,4 | 112,5 | 200,0 | 50,0 | 116,7 | 50,0 |
| 68 | 82 | 7 | 1 | 1 | 5 | - |
| 68 | 87 | 8 | 2 | 1 | 3 | - |
| - | 5 | 1 | 1 | - | -2 | - |
| 100,0 | 106,1 | 114,3 | 200,0 | 100,0 | 60,0 | x |
| 26 | 41 | 2 | 2 | - | 3 | - |
| 27 | 48 | 5 | 3 | - | 4 | - |
| 1 | 7 | 3 | 1 | - | 1 | - |
| 103,8 | 117,1 | 250,0 | 150,0 | x | 133,3 | x |
| 49 | 90 | 2 | 3 | 3 | 2 | - |
| 46 | 89 | 1 | 3 | 3 | 2 | - |
| -3 | -1 | -1 | - | - | - | - |
| 93,9 | 98,9 | 50,0 | 100,0 | 100,0 | 100,0 | x |
| 20 | 63 | 23 | 6 | - | - | 1 |
| 22 | 72 | 24 | 6 | - | - | 1 |
| 2 | 9 | 1 | - | - | - | - |
| 110,0 | 114,3 | 104,3 | 100,0 | x | x | 100,0 |
| 68 | 63 | 12 | 4 | 5 | 4 | - |
| 69 | 58 | 15 | 4 | 3 | 4 | - |
| 1 | -5 | 3 | - | -2 | - | - |
| 101,5 | 92,1 | 125,0 | 100,0 | 60,0 | 100,0 | x |
| 54 | 133 | 39 | 8 | 1 | 7 | 1 |
| 48 | 150 | 38 | 9 | 1 | 7 | 1 |
| -6 | 17 | -1 | 1 | - | - | - |
| 88,9 | 112,8 | 97,4 | 112,5 | 100,0 | 100,0 | 100,0 |
| 1500 | 3034 | 592 | 161 | 103 | 207 | 42 |
| 1517 | 3049 | 623 | 160 | 106 | 212 | 42 |
| 17 | 15 | 31 | -1 | 3 | 5 | - |
| 101,1 | 100,5 | 105,2 | 99,4 | 102,9 | 102,4 | 100,0 |
| 199 | 453 | 63 | 43 | 26 | 48 | 3 |
| 189 | 432 | 58 | 42 | 22 | 50 | 5 |
| -10 | -21 | -5 | -1 | -4 | 2 | 2 |
| 95,0 | 95,4 | 92,1 | 97,7 | 84,6 | 104,2 | 166,7 |
| 132 | 273 | 34 | 11 | 9 | 17 | 4 |
| 117 | 258 | 35 | 10 | 11 | 21 | 4 |
| -15 | -15 | 1 | -1 | 2 | 4 | - |
| 88,6 | 94,5 | 102,9 | 90,9 | 122,2 | 123,5 | 100,0 |

| działalność profesjonalna, naukowa i techniczna <i>professional, scientific and technical activities</i> | administrowanie i działalność wspierająca ^Δ <i>administrative and support service activities</i> | administracja publiczna i obrona narodowa; obowiązkowe zabezpieczenia społeczne <i>public administration and defence; compulsory social security</i> | edukacja <i>education</i> | opieka zdrowotna i pomoc społeczna <i>human health and social work activities</i> | działalność związana z kulturą, rozrywką i rekreacją <i>arts, entertainment and recreation</i> | pozostała działalność usługowa <i>other service activities</i> | Lp. No. |
|---|--|---|------------------------------|--|---|---|---------|
| 7 | - | - | 2 | 6 | 1 | 2 | 1 |
| 8 | 3 | - | 3 | 6 | 1 | 2 | 2 |
| 1 | 3 | - | 1 | - | - | - | 3 |
| 114,3 | x | x | 150,0 | 100,0 | 100,0 | 100,0 | 4 |
| 5 | 5 | - | 1 | 3 | 3 | 5 | 5 |
| 5 | 6 | - | 2 | 3 | 3 | 5 | 6 |
| - | 1 | - | 1 | - | - | - | 7 |
| 100,0 | 120,0 | x | 200,0 | 100,0 | 100,0 | 100,0 | 8 |
| 3 | 1 | - | 2 | 3 | - | 3 | 9 |
| 3 | 1 | - | 2 | 2 | - | 3 | 10 |
| - | - | - | - | -1 | - | - | 11 |
| 100,0 | 100,0 | x | 100,0 | 66,7 | x | 100,0 | 12 |
| 9 | 2 | - | 1 | 3 | 1 | 8 | 13 |
| 8 | 4 | - | 2 | 3 | 1 | 7 | 14 |
| -1 | 2 | - | 1 | - | - | -1 | 15 |
| 88,9 | 200,0 | x | 200,0 | 100,0 | 100,0 | 87,5 | 16 |
| 7 | 1 | - | - | 1 | 1 | 5 | 17 |
| 7 | 1 | - | - | 1 | 1 | 7 | 18 |
| - | - | - | - | - | - | 2 | 19 |
| 100,0 | 100,0 | x | x | 100,0 | 100,0 | 140,0 | 20 |
| 3 | 6 | - | 1 | 1 | - | 6 | 21 |
| 3 | 5 | - | 2 | 1 | - | 6 | 22 |
| - | -1 | - | 1 | - | - | - | 23 |
| 100,0 | 83,3 | x | 200,0 | 100,0 | x | 100,0 | 24 |
| 3 | 4 | - | 3 | 2 | - | 13 | 25 |
| 4 | 7 | - | 4 | 2 | - | 13 | 26 |
| 1 | 3 | - | 1 | - | - | - | 27 |
| 133,3 | 175,0 | x | 133,3 | 100,0 | x | 100,0 | 28 |
| 414 | 147 | - | 90 | 237 | 43 | 292 | 29 |
| 432 | 168 | - | 89 | 275 | 43 | 301 | 30 |
| 18 | 21 | - | -1 | 38 | - | 9 | 31 |
| 104,3 | 114,3 | x | 98,9 | 116,0 | 100,0 | 103,1 | 32 |
| 106 | 25 | - | 25 | 56 | 6 | 53 | 33 |
| 112 | 22 | - | 24 | 63 | 7 | 53 | 34 |
| 6 | -3 | - | -1 | 7 | 1 | - | 35 |
| 105,7 | 88,0 | x | 96,0 | 112,5 | 116,7 | 100,0 | 36 |
| 38 | 7 | - | 10 | 41 | 4 | 26 | 37 |
| 41 | 11 | - | 10 | 41 | 3 | 26 | 38 |
| 3 | 4 | - | - | - | -1 | - | 39 |
| 107,9 | 157,1 | x | 100,0 | 100,0 | 75,0 | 100,0 | 40 |

TABL. 4. OSOBY FIZYCZNE PROWADZĄCE DZIAŁALNOŚĆ GOSPODARCZĄ WEDŁUG SEKCJI
NATURAL PERSONS CONDUCTING ECONOMIC ACTIVITY BY SECTIONS OF THE POLISH

| Lp. No. | WYSZCZEGÓLNIENIE SPECIFICATION a – 31 XII 2013 b – 31 XII 2014 c – przyrost/spadek increase/decrease d – 2013 = 100 | Ogółem Grand total | W tym | | |
|-----------------------------------|---|-----------------------|--|-------------------|---|
| | | | rolnictwo, leśnictwo, łowiectwo i rybactwo agriculture, forestry and fishing | przemysł industry | |
| | | | | razem total | w tym przetwórstwo przemysłowe of which manufacturing |
| PODREGION RADOMSKI (cd.) | | | | | |
| SUBREGION RADOMSKI (cont.) | | | | | |
| Powiat radomski (dok.) | | | | | |
| Powiat radomski (cont.) | | | | | |
| 1 | Gm. m-w. Skaryszew | a 958 | 45 | 134 | 132 |
| 2 | | b 958 | 15 | 142 | 140 |
| 3 | | c – | -30 | 8 | 8 |
| 4 | | d 100,0 | 33,3 | 106,0 | 106,1 |
| 5 | Gm. w. Gózd | a 332 | 15 | 41 | 40 |
| 6 | | b 350 | 8 | 42 | 41 |
| 7 | | c 18 | -7 | 1 | 1 |
| 8 | | d 105,4 | 53,3 | 102,4 | 102,5 |
| 9 | Gm. w. Jastrzębia | a 334 | 23 | 62 | 60 |
| 10 | | b 340 | 11 | 68 | 66 |
| 11 | | c 6 | -12 | 6 | 6 |
| 12 | | d 101,8 | 47,8 | 109,7 | 110,0 |
| 13 | Gm. w. Jedlińsk | a 766 | 41 | 140 | 136 |
| 14 | | b 776 | 28 | 135 | 131 |
| 15 | | c 10 | -13 | -5 | -5 |
| 16 | | d 101,3 | 68,3 | 96,4 | 96,3 |
| 17 | Gm. w. Jedlnia-Letnisko | a 866 | 30 | 114 | 111 |
| 18 | | b 881 | 18 | 111 | 109 |
| 19 | | c 15 | -12 | -3 | -2 |
| 20 | | d 101,7 | 60,0 | 97,4 | 98,2 |
| 21 | Gm. w. Kowala | a 706 | 34 | 100 | 84 |
| 22 | | b 722 | 17 | 105 | 90 |
| 23 | | c 16 | -17 | 5 | 6 |
| 24 | | d 102,3 | 50,0 | 105,0 | 107,1 |
| 25 | Gm. w. Pionki | a 398 | 35 | 62 | 59 |
| 26 | | b 410 | 27 | 69 | 67 |
| 27 | | c 12 | -8 | 7 | 8 |
| 28 | | d 103,0 | 77,1 | 111,3 | 113,6 |
| 29 | Gm. w. Przytyk | a 275 | 12 | 27 | 25 |
| 30 | | b 271 | 5 | 28 | 27 |
| 31 | | c -4 | -7 | 1 | 2 |
| 32 | | d 98,5 | 41,7 | 103,7 | 108,0 |
| 33 | Gm. w. Wierzbica | a 498 | 15 | 71 | 65 |
| 34 | | b 500 | 9 | 74 | 68 |
| 35 | | c 2 | -6 | 3 | 3 |
| 36 | | d 100,4 | 60,0 | 104,2 | 104,6 |
| 37 | Gm. w. Wolanów | a 458 | 28 | 93 | 87 |
| 38 | | b 457 | 15 | 99 | 95 |
| 39 | | c -1 | -13 | 6 | 8 |
| 40 | | d 99,8 | 53,6 | 106,5 | 109,2 |
| 41 | Gm. w. Zakrzew | a 845 | 27 | 137 | 129 |
| 42 | | b 879 | 18 | 150 | 139 |
| 43 | | c 34 | -9 | 13 | 10 |
| 44 | | d 104,0 | 66,7 | 109,5 | 107,8 |

POLSKIEJ KLASYFIKACJI DZIAŁALNOŚCI ORAZ PODREGIONÓW, POWIATÓW I GMIN (cd.)
CLASSIFICATION OF ACTIVITIES AND SUBREGIONS, POWIATS AND GMINAS (cont.)

Of which

| <i>budownictwo construction</i> | <i>handel; naprawa pojazdów samochodo- wych^Δ trade; repair of motor vehicles^Δ</i> | <i>transport i gospodarka magazynowa transportation and storage</i> | <i>zakwate- rowanie i gastronomia^Δ accommodation and catering^Δ</i> | <i>informacja i komunikacja information and communication</i> | <i>działalność finansowa i ubezpiecze- niowa financial and insurance activities</i> | <i>obsługa rynku nieruchomości^Δ real estate activities</i> |
|-------------------------------------|---|---|--|---|---|---|
| 154 | 427 | 53 | 17 | 5 | 15 | 5 |
| 167 | 422 | 54 | 15 | 8 | 19 | 5 |
| 13 | -5 | 1 | -2 | 3 | 4 | - |
| 108,4 | 98,8 | 101,9 | 88,2 | 160,0 | 126,7 | 100,0 |
| 86 | 120 | 12 | 6 | 1 | 7 | 2 |
| 96 | 121 | 21 | 6 | 1 | 7 | 2 |
| 10 | 1 | 9 | - | - | - | - |
| 111,6 | 100,8 | 175,0 | 100,0 | 100,0 | 100,0 | 100,0 |
| 72 | 103 | 22 | 2 | 6 | 8 | 1 |
| 70 | 104 | 24 | 3 | 6 | 8 | 2 |
| -2 | 1 | 2 | 1 | - | - | 1 |
| 97,2 | 101,0 | 109,1 | 150,0 | 100,0 | 100,0 | 200,0 |
| 113 | 274 | 52 | 10 | 6 | 19 | 5 |
| 117 | 293 | 52 | 12 | 7 | 16 | 5 |
| 4 | 19 | - | 2 | 1 | -3 | - |
| 103,5 | 106,9 | 100,0 | 120,0 | 116,7 | 84,2 | 100,0 |
| 122 | 315 | 59 | 18 | 12 | 22 | 8 |
| 130 | 326 | 58 | 16 | 13 | 20 | 8 |
| 8 | 11 | -1 | -2 | 1 | -2 | - |
| 106,6 | 103,5 | 98,3 | 88,9 | 108,3 | 90,9 | 100,0 |
| 122 | 228 | 92 | 11 | 8 | 20 | 5 |
| 131 | 236 | 99 | 13 | 10 | 19 | 4 |
| 9 | 8 | 7 | 2 | 2 | -1 | -1 |
| 107,4 | 103,5 | 107,6 | 118,2 | 125,0 | 95,0 | 80,0 |
| 84 | 127 | 24 | 8 | 6 | 9 | 3 |
| 87 | 130 | 23 | 5 | 7 | 12 | 3 |
| 3 | 3 | -1 | -3 | 1 | 3 | - |
| 103,6 | 102,4 | 95,8 | 62,5 | 116,7 | 133,3 | 100,0 |
| 53 | 119 | 19 | 5 | 1 | 4 | - |
| 52 | 122 | 23 | 4 | 1 | 4 | - |
| -1 | 3 | 4 | -1 | - | - | - |
| 98,1 | 102,5 | 121,1 | 80,0 | 100,0 | 100,0 | x |
| 135 | 133 | 69 | 7 | 10 | 7 | 1 |
| 132 | 136 | 72 | 7 | 8 | 7 | 1 |
| -3 | 3 | 3 | - | -2 | - | - |
| 97,8 | 102,3 | 104,3 | 100,0 | 80,0 | 100,0 | 100,0 |
| 85 | 161 | 24 | 5 | 1 | 9 | 1 |
| 96 | 156 | 26 | 6 | 2 | 7 | 1 |
| 11 | -5 | 2 | 1 | 1 | -2 | - |
| 112,9 | 96,9 | 108,3 | 120,0 | 200,0 | 77,8 | 100,0 |
| 143 | 301 | 69 | 18 | 12 | 22 | 4 |
| 133 | 313 | 78 | 21 | 10 | 22 | 2 |
| -10 | 12 | 9 | 3 | -2 | - | -2 |
| 93,0 | 104,0 | 113,0 | 116,7 | 83,3 | 100,0 | 50,0 |

| działalność profesjonalna, naukowa i techniczna <i>professional, scientific and technical activities</i> | administrowanie i działalność wspierająca [^] <i>administrative and support service activities</i> | administracja publiczna i obrona narodowa; obowiązkowe zabezpieczenia społeczne <i>public administration and defence; compulsory social security</i> | edukacja <i>education</i> | opieka zdrowotna i pomoc społeczna <i>human health and social work activities</i> | działalność związana z kulturą, rozrywką i rekreacją <i>arts, entertainment and recreation</i> | pozostała działalność usługowa <i>other service activities</i> | Lp. No. |
|---|--|---|------------------------------|--|---|---|---------|
| 35 | 13 | - | 8 | 16 | 4 | 27 | 1 |
| 36 | 12 | - | 8 | 22 | 4 | 29 | 2 |
| 1 | -1 | - | - | 6 | - | 2 | 3 |
| 102,9 | 92,3 | x | 100,0 | 137,5 | 100,0 | 107,4 | 4 |
| 15 | 6 | - | 2 | 8 | - | 11 | 5 |
| 16 | 6 | - | 2 | 8 | 1 | 13 | 6 |
| 1 | - | - | - | - | 1 | 2 | 7 |
| 106,7 | 100,0 | x | 100,0 | 100,0 | x | 118,2 | 8 |
| 10 | 2 | - | 3 | 8 | 1 | 11 | 9 |
| 13 | 4 | - | 2 | 13 | - | 12 | 10 |
| 3 | 2 | - | -1 | 5 | -1 | 1 | 11 |
| 130,0 | 200,0 | x | 66,7 | 162,5 | x | 109,1 | 12 |
| 27 | 20 | - | 7 | 13 | 4 | 35 | 13 |
| 30 | 22 | - | 7 | 16 | 4 | 32 | 14 |
| 3 | 2 | - | - | 3 | - | -3 | 15 |
| 111,1 | 110,0 | x | 100,0 | 123,1 | 100,0 | 91,4 | 16 |
| 68 | 16 | - | 5 | 41 | 9 | 27 | 17 |
| 69 | 22 | - | 7 | 43 | 11 | 29 | 18 |
| 1 | 6 | - | 2 | 2 | 2 | 2 | 19 |
| 101,5 | 137,5 | x | 140,0 | 104,9 | 122,2 | 107,4 | 20 |
| 18 | 18 | - | 12 | 14 | 2 | 22 | 21 |
| 19 | 18 | - | 11 | 18 | 1 | 21 | 22 |
| 1 | - | - | -1 | 4 | -1 | -1 | 23 |
| 105,6 | 100,0 | x | 91,7 | 128,6 | 50,0 | 95,5 | 24 |
| 10 | 5 | - | 4 | 9 | 1 | 11 | 25 |
| 9 | 10 | - | 4 | 10 | 1 | 13 | 26 |
| -1 | 5 | - | - | 1 | - | 2 | 27 |
| 90,0 | 200,0 | x | 100,0 | 111,1 | 100,0 | 118,2 | 28 |
| 13 | 3 | - | 1 | 2 | 1 | 15 | 29 |
| 9 | 5 | - | 1 | 3 | 1 | 13 | 30 |
| -4 | 2 | - | - | 1 | - | -2 | 31 |
| 69,2 | 166,7 | x | 100,0 | 150,0 | 100,0 | 86,7 | 32 |
| 18 | 5 | - | 1 | 9 | 2 | 15 | 33 |
| 16 | 9 | - | 1 | 8 | 2 | 18 | 34 |
| -2 | 4 | - | - | -1 | - | 3 | 35 |
| 88,9 | 180,0 | x | 100,0 | 88,9 | 100,0 | 120,0 | 36 |
| 11 | 6 | - | 7 | 5 | 5 | 17 | 37 |
| 12 | 4 | - | 5 | 7 | 4 | 17 | 38 |
| 1 | -2 | - | -2 | 2 | -1 | - | 39 |
| 109,1 | 66,7 | x | 71,4 | 140,0 | 80,0 | 100,0 | 40 |
| 45 | 21 | - | 5 | 15 | 4 | 22 | 41 |
| 50 | 23 | - | 7 | 23 | 4 | 25 | 42 |
| 5 | 2 | - | 2 | 8 | - | 3 | 43 |
| 111,1 | 109,5 | x | 140,0 | 153,3 | 100,0 | 113,6 | 44 |

TABL. 4. OSOBY FIZYCZNE PROWADZĄCE DZIAŁALNOŚĆ GOSPODARCZĄ WEDŁUG SEKCJI
NATURAL PERSONS CONDUCTING ECONOMIC ACTIVITY BY SECTIONS OF THE POLISH

| Lp. No. | WYSZCZEGÓLNIENIE SPECIFICATION a – 31 XII 2013 b – 31 XII 2014 c – przyrost/spadek increase/decrease d – 2013 = 100 | Ogółem Grand total | W tym | | |
|------------|---|-----------------------|--|-------------------|---|
| | | | rolnictwo, leśnictwo, łowiectwo i rybactwo agriculture, forestry and fishing | przemysł industry | |
| | | | | razem total | w tym przetwórstwo przemysłowe of which manufacturing |
| | PODREGION RADOMSKI (cd.) | | | | |
| | SUBREGION RADOMSKI (cont.) | | | | |
| 1 | Powiat szydlowiecki a | 2326 | 67 | 453 | 335 |
| 2 | Powiat szydlowiecki b | 2357 | 35 | 468 | 344 |
| 3 | c | 31 | -32 | 15 | 9 |
| 4 | d | 101,3 | 52,2 | 103,3 | 102,7 |
| 5 | Gm. m-w. Szydłowiec | 1314 | 23 | 246 | 190 |
| 6 | b | 1302 | 12 | 241 | 187 |
| 7 | c | -12 | -11 | -5 | -3 |
| 8 | d | 99,1 | 52,2 | 98,0 | 98,4 |
| 9 | Gm. w. Chlewiska | 234 | 7 | 46 | 44 |
| 10 | b | 250 | 6 | 46 | 45 |
| 11 | c | 16 | -1 | - | 1 |
| 12 | d | 106,8 | 85,7 | 100,0 | 102,3 |
| 13 | Gm. w. Jastrząb | 249 | 11 | 59 | 39 |
| 14 | b | 262 | 8 | 61 | 39 |
| 15 | c | 13 | -3 | 2 | - |
| 16 | d | 105,2 | 72,7 | 103,4 | 100,0 |
| 17 | Gm. w. Mirów | 194 | 8 | 56 | 18 |
| 18 | b | 203 | 2 | 67 | 24 |
| 19 | c | 9 | -6 | 11 | 6 |
| 20 | d | 104,6 | 25,0 | 119,6 | 133,3 |
| 21 | Gm. w. Orońsko | 335 | 18 | 46 | 44 |
| 22 | b | 340 | 7 | 53 | 49 |
| 23 | c | 5 | -11 | 7 | 5 |
| 24 | d | 101,5 | 38,9 | 115,2 | 111,4 |
| 25 | Powiat zwoleński a | 1626 | 100 | 179 | 171 |
| 26 | Powiat zwoleński b | 1674 | 57 | 192 | 185 |
| 27 | c | 48 | -43 | 13 | 14 |
| 28 | d | 103,0 | 57,0 | 107,3 | 108,2 |
| 29 | Gm. m-w. Zwoleń | 852 | 30 | 88 | 88 |
| 30 | b | 888 | 17 | 96 | 96 |
| 31 | c | 36 | -13 | 8 | 8 |
| 32 | d | 104,2 | 56,7 | 109,1 | 109,1 |
| 33 | Gm. w. Kazanów | 224 | 18 | 34 | 32 |
| 34 | b | 220 | 10 | 34 | 32 |
| 35 | c | -4 | -8 | - | - |
| 36 | d | 98,2 | 55,6 | 100,0 | 100,0 |
| 37 | Gm. w. Policzna | 200 | 18 | 16 | 13 |
| 38 | b | 203 | 11 | 18 | 16 |
| 39 | c | 3 | -7 | 2 | 3 |
| 40 | d | 101,5 | 61,1 | 112,5 | 123,1 |
| 41 | Gm. w. Przylęk | 163 | 14 | 18 | 15 |
| 42 | b | 172 | 6 | 20 | 17 |
| 43 | c | 9 | -8 | 2 | 2 |
| 44 | d | 105,5 | 42,9 | 111,1 | 113,3 |
| 45 | Gm. w. Tczów | 187 | 20 | 23 | 23 |
| 46 | b | 191 | 13 | 24 | 24 |
| 47 | c | 4 | -7 | 1 | 1 |
| 48 | d | 102,1 | 65,0 | 104,3 | 104,3 |

POLSKIEJ KLASYFIKACJI DZIAŁALNOŚCI ORAZ PODREGIONÓW, POWIATÓW I GMIN (cd.)
CLASSIFICATION OF ACTIVITIES AND SUBREGIONS, POWIATS AND GMINAS (cont.)

Of which

| <i>budownictwo construction</i> | <i>handel; naprawa pojazdów samochodo- wych^Δ trade; repair of motor vehicles^Δ</i> | <i>transport i gospodarka magazynowa transportation and storage</i> | <i>zakwatero- wanie i gastronomia^Δ accommodation and catering^Δ</i> | <i>informacja i komunikacja information and communication</i> | <i>działalność finansowa i ubezpiecze- niowa financial and insurance activities</i> | <i>obsługa rynku nieruchomości^Δ real estate activities</i> |
|-------------------------------------|---|---|--|---|---|---|
| 460 | 726 | 149 | 40 | 28 | 60 | 10 |
| 464 | 740 | 155 | 39 | 31 | 58 | 8 |
| 4 | 14 | 6 | -1 | 3 | -2 | -2 |
| 100,9 | 101,9 | 104,0 | 97,5 | 110,7 | 96,7 | 80,0 |
| 251 | 409 | 60 | 26 | 21 | 40 | 8 |
| 243 | 409 | 59 | 26 | 22 | 40 | 7 |
| -8 | - | -1 | - | 1 | - | -1 |
| 96,8 | 100,0 | 98,3 | 100,0 | 104,8 | 100,0 | 87,5 |
| 48 | 72 | 25 | 5 | 3 | 3 | 1 |
| 56 | 79 | 29 | 4 | 4 | 2 | 1 |
| 8 | 7 | 4 | -1 | 1 | -1 | - |
| 116,7 | 109,7 | 116,0 | 80,0 | 133,3 | 66,7 | 100,0 |
| 48 | 75 | 11 | 3 | 1 | 8 | - |
| 51 | 77 | 13 | 4 | 2 | 8 | - |
| 3 | 2 | 2 | 1 | 1 | - | - |
| 106,3 | 102,7 | 118,2 | 133,3 | 200,0 | 100,0 | x |
| 49 | 55 | 10 | - | - | 2 | - |
| 54 | 54 | 7 | 1 | - | 2 | - |
| 5 | -1 | -3 | 1 | - | - | - |
| 110,2 | 98,2 | 70,0 | x | x | 100,0 | x |
| 64 | 115 | 43 | 6 | 3 | 7 | 1 |
| 60 | 121 | 47 | 4 | 3 | 6 | - |
| -4 | 6 | 4 | -2 | - | -1 | -1 |
| 93,8 | 105,2 | 109,3 | 66,7 | 100,0 | 85,7 | x |
| 343 | 537 | 112 | 31 | 26 | 47 | 3 |
| 364 | 569 | 119 | 31 | 31 | 49 | 3 |
| 21 | 32 | 7 | - | 5 | 2 | - |
| 106,1 | 106,0 | 106,3 | 100,0 | 119,2 | 104,3 | 100,0 |
| 137 | 311 | 46 | 17 | 15 | 36 | 1 |
| 146 | 325 | 50 | 17 | 18 | 39 | 1 |
| 9 | 14 | 4 | - | 3 | 3 | - |
| 106,6 | 104,5 | 108,7 | 100,0 | 120,0 | 108,3 | 100,0 |
| 67 | 58 | 14 | 2 | 3 | 4 | 1 |
| 62 | 64 | 17 | 3 | 3 | 4 | 1 |
| -5 | 6 | 3 | 1 | - | - | - |
| 92,5 | 110,3 | 121,4 | 150,0 | 100,0 | 100,0 | 100,0 |
| 48 | 59 | 20 | 7 | 3 | 2 | 1 |
| 49 | 67 | 19 | 6 | 3 | 1 | 1 |
| 1 | 8 | -1 | -1 | - | -1 | - |
| 102,1 | 113,6 | 95,0 | 85,7 | 100,0 | 50,0 | 100,0 |
| 37 | 57 | 18 | 4 | 2 | 2 | - |
| 50 | 56 | 18 | 4 | 2 | 2 | - |
| 13 | -1 | - | - | - | - | - |
| 135,1 | 98,2 | 100,0 | 100,0 | 100,0 | 100,0 | x |
| 54 | 52 | 14 | 1 | 3 | 3 | - |
| 57 | 57 | 15 | 1 | 5 | 3 | - |
| 3 | 5 | 1 | - | 2 | - | - |
| 105,6 | 109,6 | 107,1 | 100,0 | 166,7 | 100,0 | x |

| działalność profesjonalna, naukowa i techniczna <i>professional, scientific and technical activities</i> | administrowanie i działalność wspierająca ^A <i>administrative and support service activities</i> | administracja publiczna i obrona narodowa; obowiązkowe zabezpieczenia społeczne <i>public administration and defence; compulsory social security</i> | edukacja <i>education</i> | opieka zdrowotna i pomoc społeczna <i>human health and social work activities</i> | działalność związana z kulturą, rozrywką i rekreacją <i>arts, entertainment and recreation</i> | pozostała działalność usługowa <i>other service activities</i> | Lp. No. |
|---|--|---|------------------------------|--|---|---|---------|
| 93 | 45 | 1 | 32 | 78 | 9 | 75 | 1 |
| 102 | 53 | 1 | 28 | 86 | 12 | 77 | 2 |
| 9 | 8 | - | -4 | 8 | 3 | 2 | 3 |
| 109,7 | 117,8 | 100,0 | 87,5 | 110,3 | 133,3 | 102,7 | 4 |
| 63 | 28 | - | 24 | 67 | 4 | 44 | 5 |
| 63 | 31 | - | 22 | 70 | 8 | 49 | 6 |
| - | 3 | - | -2 | 3 | 4 | 5 | 7 |
| 100,0 | 110,7 | x | 91,7 | 104,5 | 200,0 | 111,4 | 8 |
| 5 | 6 | - | 1 | 4 | 2 | 6 | 9 |
| 5 | 6 | - | - | 4 | 2 | 6 | 10 |
| - | - | - | -1 | - | - | - | 11 |
| 100,0 | 100,0 | x | x | 100,0 | 100,0 | 100,0 | 12 |
| 12 | 4 | - | 3 | 2 | 1 | 11 | 13 |
| 15 | 6 | - | 3 | 5 | - | 9 | 14 |
| 3 | 2 | - | - | 3 | -1 | -2 | 15 |
| 125,0 | 150,0 | x | 100,0 | 250,0 | x | 81,8 | 16 |
| 2 | 4 | - | 2 | 3 | 1 | 2 | 17 |
| 3 | 6 | - | 1 | 3 | 1 | 2 | 18 |
| 1 | 2 | - | -1 | - | - | - | 19 |
| 150,0 | 150,0 | x | 50,0 | 100,0 | 100,0 | 100,0 | 20 |
| 11 | 3 | 1 | 2 | 2 | 1 | 12 | 21 |
| 16 | 4 | 1 | 2 | 4 | 1 | 11 | 22 |
| 5 | 1 | - | - | 2 | - | -1 | 23 |
| 145,5 | 133,3 | 100,0 | 100,0 | 200,0 | 100,0 | 91,7 | 24 |
| 84 | 26 | - | 22 | 45 | 11 | 60 | 25 |
| 85 | 24 | - | 22 | 47 | 11 | 70 | 26 |
| 1 | -2 | - | - | 2 | - | 10 | 27 |
| 101,2 | 92,3 | x | 100,0 | 104,4 | 100,0 | 116,7 | 28 |
| 63 | 17 | - | 17 | 34 | 5 | 35 | 29 |
| 66 | 13 | - | 17 | 35 | 5 | 43 | 30 |
| 3 | -4 | - | - | 1 | - | 8 | 31 |
| 104,8 | 76,5 | x | 100,0 | 102,9 | 100,0 | 122,9 | 32 |
| 7 | 2 | - | 2 | 3 | 2 | 7 | 33 |
| 7 | 2 | - | 2 | 3 | 2 | 6 | 34 |
| - | - | - | - | - | - | -1 | 35 |
| 100,0 | 100,0 | x | 100,0 | 100,0 | 100,0 | 85,7 | 36 |
| 9 | 3 | - | - | 7 | 3 | 4 | 37 |
| 8 | 4 | - | - | 8 | 3 | 5 | 38 |
| -1 | 1 | - | - | 1 | - | 1 | 39 |
| 88,9 | 133,3 | x | x | 114,3 | 100,0 | 125,0 | 40 |
| 3 | 1 | - | 2 | - | 1 | 4 | 41 |
| 3 | 2 | - | 3 | - | 1 | 5 | 42 |
| - | 1 | - | 1 | - | - | 1 | 43 |
| 100,0 | 200,0 | x | 150,0 | x | 100,0 | 125,0 | 44 |
| 2 | 3 | - | 1 | 1 | - | 10 | 45 |
| 1 | 3 | - | - | 1 | - | 11 | 46 |
| -1 | - | - | -1 | - | - | 1 | 47 |
| 50,0 | 100,0 | x | x | 100,0 | x | 110,0 | 48 |

TABL. 4. OSOBY FIZYCZNE PROWADZĄCE DZIAŁALNOŚĆ GOSPODARCZĄ WEDŁUG SEKCJI
NATURAL PERSONS CONDUCTING ECONOMIC ACTIVITY BY SECTIONS OF THE POLISH

| Lp. No. | WYSZCZEGÓLNIENIE SPECIFICATION a – 31 XII 2013 b – 31 XII 2014 c – przyrost/spadek increase/decrease d – 2013 = 100 | Ogółem Grand total | W tym | | | |
|-----------------------------------|---|-----------------------|--|-------------------|---|-------|
| | | | rolnictwo, leśnictwo, łowiectwo i rybactwo agriculture, forestry and fishing | przemysł industry | | |
| | | | | razem total | w tym przetwórstwo przemysłowe of which manufacturing | |
| PODREGION RADOMSKI (dok.) | | | | | | |
| SUBREGION RADOMSKI (cont.) | | | | | | |
| Miasto na prawach powiatu: | | | | | | |
| City with powiat status: | | | | | | |
| 1 | Radom | a | 19181 | 175 | 2070 | 2017 |
| 2 | | b | 19026 | 119 | 2030 | 1973 |
| 3 | | c | -155 | -56 | -40 | -44 |
| 4 | | d | 99,2 | 68,0 | 98,1 | 97,8 |
| 5 | PODREGION M.ST. WARSZAWA..... | a | 218445 | 580 | 14806 | 14377 |
| 6 | SUBREGION M.ST. WARSZAWA | b | 220009 | 455 | 14581 | 14174 |
| 7 | | c | 1564 | -125 | -225 | -203 |
| 8 | | d | 100,7 | 78,4 | 98,5 | 98,6 |
| Miasto na prawach powiatu | | | | | | |
| City with powiat status | | | | | | |
| 9 | m.st. Warszawa..... | a | 218445 | 580 | 14806 | 14377 |
| 10 | | b | 220009 | 455 | 14581 | 14174 |
| 11 | | c | 1564 | -125 | -225 | -203 |
| 12 | | d | 100,7 | 78,4 | 98,5 | 98,6 |
| 13 | PODREGION WARSZAWSKI WSCHODNI | a | 69161 | 905 | 7359 | 6957 |
| 14 | SUBREGION WARSZAWSKI WSCHODNI | b | 69501 | 642 | 7399 | 6984 |
| 15 | | c | 340 | -263 | 40 | 27 |
| 16 | | d | 100,5 | 70,9 | 100,5 | 100,4 |
| 17 | Powiat garwoliński | a | 6037 | 162 | 830 | 798 |
| 18 | Powiat garwoliński | b | 5979 | 108 | 831 | 800 |
| 19 | | c | -58 | -54 | 1 | 2 |
| 20 | | d | 99,0 | 66,7 | 100,1 | 100,3 |
| 21 | M. Garwolin | a | 1566 | 9 | 152 | 145 |
| 22 | | b | 1543 | 5 | 153 | 147 |
| 23 | | c | -23 | -4 | 1 | 2 |
| 24 | | d | 98,5 | 55,6 | 100,7 | 101,4 |
| 25 | M. Łaskarzew | a | 366 | 1 | 125 | 124 |
| 26 | | b | 371 | 1 | 118 | 117 |
| 27 | | c | 5 | - | -7 | -7 |
| 28 | | d | 101,4 | 100,0 | 94,4 | 94,4 |
| 29 | Gm. m-w. Pilawa | a | 590 | 7 | 79 | 78 |
| 30 | | b | 574 | 5 | 82 | 81 |
| 31 | | c | -16 | -2 | 3 | 3 |
| 32 | | d | 97,3 | 71,4 | 103,8 | 103,8 |
| 33 | Gm. m-w. Żelechów | a | 480 | 14 | 63 | 59 |
| 34 | | b | 478 | 5 | 63 | 60 |
| 35 | | c | -2 | -9 | - | 1 |
| 36 | | d | 99,6 | 35,7 | 100,0 | 101,7 |

POLSKIEJ KLASYFIKACJI DZIAŁALNOŚCI ORAZ PODREGIONÓW, POWIATÓW I GMIN (cd.)
CLASSIFICATION OF ACTIVITIES AND SUBREGIONS, POWIATS AND GMINAS (cont.)

Of which

| budownictwo construction | handel; naprawa pojazdów samochodo- wych ^Δ trade; repair of motor vehicles ^Δ | transport i gospodarka magazynowa transportation and storage | zakwatero- wanie i gastronomia ^Δ accommodation and catering ^Δ | informacja i komunikacja information and communication | działalność finansowa i ubezpiecze- niowa financial and insurance activities | obsługa rynku nieruchomości ^Δ real estate activities |
|-----------------------------|--|--|---|---|--|--|
| 1931 | 6950 | 1551 | 448 | 463 | 842 | 215 |
| 1909 | 6836 | 1551 | 448 | 467 | 798 | 226 |
| -22 | -114 | - | - | 4 | -44 | 11 |
| 98,9 | 98,4 | 100,0 | 100,0 | 100,9 | 94,8 | 105,1 |
| 17085 | 47826 | 18058 | 5408 | 15356 | 9637 | 4879 |
| 16670 | 46589 | 17362 | 5504 | 16491 | 9325 | 4988 |
| -415 | -1237 | -696 | 96 | 1135 | -312 | 109 |
| 97,6 | 97,4 | 96,1 | 101,8 | 107,4 | 96,8 | 102,2 |
| 17085 | 47826 | 18058 | 5408 | 15356 | 9637 | 4879 |
| 16670 | 46589 | 17362 | 5504 | 16491 | 9325 | 4988 |
| -415 | -1237 | -696 | 96 | 1135 | -312 | 109 |
| 97,6 | 97,4 | 96,1 | 101,8 | 107,4 | 96,8 | 102,2 |
| 9841 | 20205 | 5108 | 1686 | 2463 | 2439 | 868 |
| 9708 | 20120 | 5050 | 1722 | 2611 | 2366 | 888 |
| -133 | -85 | -58 | 36 | 148 | -73 | 20 |
| 98,6 | 99,6 | 98,9 | 102,1 | 106,0 | 97,0 | 102,3 |
| 1100 | 1828 | 395 | 92 | 104 | 202 | 27 |
| 1066 | 1837 | 391 | 94 | 118 | 182 | 27 |
| -34 | 9 | -4 | 2 | 14 | -20 | - |
| 96,9 | 100,5 | 99,0 | 102,2 | 113,5 | 90,1 | 100,0 |
| 179 | 464 | 112 | 21 | 45 | 65 | 17 |
| 173 | 452 | 108 | 20 | 56 | 61 | 16 |
| -6 | -12 | -4 | -1 | 11 | -4 | -1 |
| 96,6 | 97,4 | 96,4 | 95,2 | 124,4 | 93,8 | 94,1 |
| 23 | 120 | 10 | 3 | 5 | 8 | 3 |
| 17 | 131 | 12 | 4 | 4 | 8 | 3 |
| -6 | 11 | 2 | 1 | -1 | - | - |
| 73,9 | 109,2 | 120,0 | 133,3 | 80,0 | 100,0 | 100,0 |
| 145 | 161 | 24 | 7 | 13 | 25 | 3 |
| 124 | 157 | 26 | 8 | 15 | 21 | 3 |
| -21 | -4 | 2 | 1 | 2 | -4 | - |
| 85,5 | 97,5 | 108,3 | 114,3 | 115,4 | 84,0 | 100,0 |
| 112 | 154 | 22 | 12 | 5 | 13 | 1 |
| 111 | 170 | 18 | 13 | 4 | 10 | 1 |
| -1 | 16 | -4 | 1 | -1 | -3 | - |
| 99,1 | 110,4 | 81,8 | 108,3 | 80,0 | 76,9 | 100,0 |

| działalność profesjonalna, naukowa i techniczna <i>professional, scientific and technical activities</i> | administrowanie i działalność wspierająca ^A <i>administrative and support service activities</i> | administracja publiczna i obrona narodowa; obowiązkowe zabezpieczenia społeczne <i>public administration and defence; compulsory social security</i> | edukacja <i>education</i> | opieka zdrowotna i pomoc społeczna <i>human health and social work activities</i> | działalność związana z kulturą, rozrywką i rekreacją <i>arts, entertainment and recreation</i> | pozostała działalność usługowa <i>other service activities</i> | Lp. No. |
|---|--|---|------------------------------|--|---|---|---------|
| 1757 | 422 | 1 | 398 | 1136 | 135 | 687 | 1 |
| 1780 | 423 | - | 390 | 1208 | 144 | 697 | 2 |
| 23 | 1 | -1 | -8 | 72 | 9 | 10 | 3 |
| 101,3 | 100,2 | x | 98,0 | 106,3 | 106,7 | 101,5 | 4 |
| 41137 | 9879 | 7 | 8092 | 14144 | 3578 | 7972 | 5 |
| 43229 | 10009 | 8 | 8313 | 14707 | 3742 | 8035 | 6 |
| 2092 | 130 | 1 | 221 | 563 | 164 | 63 | 7 |
| 105,1 | 101,3 | 114,3 | 102,7 | 104,0 | 104,6 | 100,8 | 8 |
| 41137 | 9879 | 7 | 8092 | 14144 | 3578 | 7972 | 9 |
| 43229 | 10009 | 8 | 8313 | 14707 | 3742 | 8035 | 10 |
| 2092 | 130 | 1 | 221 | 563 | 164 | 63 | 11 |
| 105,1 | 101,3 | 114,3 | 102,7 | 104,0 | 104,6 | 100,8 | 12 |
| 6649 | 2781 | 3 | 1718 | 3272 | 631 | 3233 | 13 |
| 6992 | 2844 | 2 | 1759 | 3404 | 653 | 3341 | 14 |
| 343 | 63 | -1 | 41 | 132 | 22 | 108 | 15 |
| 105,2 | 102,3 | 66,7 | 102,4 | 104,0 | 103,5 | 103,3 | 16 |
| 376 | 163 | 1 | 128 | 283 | 47 | 299 | 17 |
| 388 | 173 | - | 121 | 281 | 48 | 314 | 18 |
| 12 | 10 | -1 | -7 | -2 | 1 | 15 | 19 |
| 103,2 | 106,1 | x | 94,5 | 99,3 | 102,1 | 105,0 | 20 |
| 175 | 39 | - | 47 | 150 | 13 | 78 | 21 |
| 174 | 43 | - | 45 | 144 | 14 | 79 | 22 |
| -1 | 4 | - | -2 | -6 | 1 | 1 | 23 |
| 99,4 | 110,3 | x | 95,7 | 96,0 | 107,7 | 101,3 | 24 |
| 13 | 7 | - | 10 | 10 | 3 | 25 | 25 |
| 15 | 6 | - | 10 | 11 | 6 | 25 | 26 |
| 2 | -1 | - | - | 1 | 3 | - | 27 |
| 115,4 | 85,7 | x | 100,0 | 110,0 | 200,0 | 100,0 | 28 |
| 27 | 26 | - | 11 | 27 | 7 | 28 | 29 |
| 27 | 31 | - | 10 | 29 | 9 | 27 | 30 |
| - | 5 | - | -1 | 2 | 2 | -1 | 31 |
| 100,0 | 119,2 | x | 90,9 | 107,4 | 128,6 | 96,4 | 32 |
| 19 | 7 | 1 | 11 | 19 | 1 | 26 | 33 |
| 21 | 5 | - | 9 | 19 | 1 | 28 | 34 |
| 2 | -2 | -1 | -2 | - | - | 2 | 35 |
| 110,5 | 71,4 | x | 81,8 | 100,0 | 100,0 | 107,7 | 36 |

TABL. 4. OSOBY FIZYCZNE PROWADZĄCE DZIAŁALNOŚĆ GOSPODARCZĄ WEDŁUG SEKCJI
NATURAL PERSONS CONDUCTING ECONOMIC ACTIVITY BY SECTIONS OF THE POLISH

| Lp. No. | WYSZCZEGÓLNIENIE SPECIFICATION a – 31 XII 2013 b – 31 XII 2014 c – przyrost/spadek increase/decrease d – 2013 = 100 | Ogółem Grand total | W tym | | | |
|--|---|-----------------------|--|-------------------|---|-------|
| | | | rolnictwo, leśnictwo, łowiectwo i rybactwo agriculture, forestry and fishing | przemysł industry | | |
| | | | | razem total | w tym przetwórstwo przemysłowe of which manufacturing | |
| PODREGION WARSZAWSKI WSCHODNI (cd.) | | | | | | |
| SUBREGION WARSZAWSKI WSCHODNI (cont.) | | | | | | |
| Powiat garwoliński (dok.) | | | | | | |
| Powiat garwoliński (cont.) | | | | | | |
| 1 | Gm. w. Borowie | a | 200 | 10 | 27 | 27 |
| 2 | | b | 186 | 6 | 28 | 28 |
| 3 | | c | -14 | -4 | 1 | 1 |
| 4 | | d | 93,0 | 60,0 | 103,7 | 103,7 |
| 5 | Gm. w. Garwolin | a | 679 | 15 | 70 | 67 |
| 6 | | b | 672 | 11 | 71 | 67 |
| 7 | | c | -7 | -4 | 1 | - |
| 8 | | d | 99,0 | 73,3 | 101,4 | 100,0 |
| 9 | Gm. w. Górzno | a | 327 | 14 | 43 | 40 |
| 10 | | b | 330 | 10 | 45 | 42 |
| 11 | | c | 3 | -4 | 2 | 2 |
| 12 | | d | 100,9 | 71,4 | 104,7 | 105,0 |
| 13 | Gm. w. Łaskarzew | a | 236 | 8 | 68 | 67 |
| 14 | | b | 240 | 5 | 66 | 65 |
| 15 | | c | 4 | -3 | -2 | -2 |
| 16 | | d | 101,7 | 62,5 | 97,1 | 97,0 |
| 17 | Gm. w. Maciejowice | a | 303 | 30 | 33 | 31 |
| 18 | | b | 303 | 22 | 33 | 31 |
| 19 | | c | - | -8 | - | - |
| 20 | | d | 100,0 | 73,3 | 100,0 | 100,0 |
| 21 | Gm. w. Miastków Kościelny | a | 180 | 9 | 14 | 13 |
| 22 | | b | 177 | 7 | 14 | 13 |
| 23 | | c | -3 | -2 | - | - |
| 24 | | d | 98,3 | 77,8 | 100,0 | 100,0 |
| 25 | Gm. w. Parysów | a | 138 | 4 | 28 | 26 |
| 26 | | b | 143 | 4 | 26 | 24 |
| 27 | | c | 5 | - | -2 | -2 |
| 28 | | d | 103,6 | 100,0 | 92,9 | 92,3 |
| 29 | Gm. w. Sobolew | a | 413 | 13 | 50 | 46 |
| 30 | | b | 415 | 8 | 55 | 50 |
| 31 | | c | 2 | -5 | 5 | 4 |
| 32 | | d | 100,5 | 61,5 | 110,0 | 108,7 |
| 33 | Gm. w. Trojanów | a | 270 | 14 | 42 | 40 |
| 34 | | b | 263 | 8 | 41 | 39 |
| 35 | | c | -7 | -6 | -1 | -1 |
| 36 | | d | 97,4 | 57,1 | 97,6 | 97,5 |
| 37 | Gm. w. Wilga | a | 289 | 14 | 36 | 35 |
| 38 | | b | 284 | 11 | 36 | 36 |
| 39 | | c | -5 | -3 | - | 1 |
| 40 | | d | 98,3 | 78,6 | 100,0 | 102,9 |

POLSKIEJ KLASYFIKACJI DZIAŁALNOŚCI ORAZ PODREGIONÓW, POWIATÓW I GMIN (cd.)
CLASSIFICATION OF ACTIVITIES AND SUBREGIONS, POWIATS AND GMINAS (cont.)

Of which

| budownictwo construction | handel; naprawa pojazdów samochodo- wych ^Δ trade; repair of motor vehicles ^Δ | transport i gospodarka magazynowa transportation and storage | zakwate- rowanie i gastronomia ^Δ accommodation and catering ^Δ | informacja i komunikacja information and communication | działalność finansowa i ubezpiecze- niowa financial and insurance activities | obsługa rynku nieruchomości ^Δ real estate activities |
|-----------------------------|--|--|---|---|--|--|
| 48 | 63 | 18 | 2 | 2 | 4 | - |
| 44 | 58 | 16 | 4 | 1 | 2 | - |
| -4 | -5 | -2 | 2 | -1 | -2 | - |
| 91,7 | 92,1 | 88,9 | 200,0 | 50,0 | 50,0 | x |
| 123 | 212 | 42 | 5 | 12 | 30 | 1 |
| 117 | 209 | 46 | 6 | 15 | 26 | 1 |
| -6 | -3 | 4 | 1 | 3 | -4 | - |
| 95,1 | 98,6 | 109,5 | 120,0 | 125,0 | 86,7 | 100,0 |
| 76 | 110 | 34 | 1 | 5 | 5 | - |
| 74 | 112 | 33 | 1 | 6 | 5 | - |
| -2 | 2 | -1 | - | 1 | - | - |
| 97,4 | 101,8 | 97,1 | 100,0 | 120,0 | 100,0 | x |
| 40 | 52 | 16 | 6 | 2 | 11 | - |
| 43 | 55 | 16 | 4 | 1 | 10 | - |
| 3 | 3 | - | -2 | -1 | -1 | - |
| 107,5 | 105,8 | 100,0 | 66,7 | 50,0 | 90,9 | x |
| 79 | 76 | 24 | 5 | 1 | 10 | - |
| 88 | 77 | 21 | 5 | 2 | 9 | - |
| 9 | 1 | -3 | - | 1 | -1 | - |
| 111,4 | 101,3 | 87,5 | 100,0 | 200,0 | 90,0 | x |
| 46 | 46 | 24 | 3 | 1 | 11 | - |
| 45 | 50 | 22 | 2 | 1 | 11 | - |
| -1 | 4 | -2 | -1 | - | - | - |
| 97,8 | 108,7 | 91,7 | 66,7 | 100,0 | 100,0 | x |
| 18 | 58 | 10 | - | 1 | - | - |
| 20 | 61 | 12 | - | - | 1 | - |
| 2 | 3 | 2 | - | -1 | 1 | - |
| 111,1 | 105,2 | 120,0 | x | x | x | x |
| 100 | 134 | 25 | 9 | 1 | 12 | - |
| 102 | 132 | 28 | 8 | 3 | 11 | - |
| 2 | -2 | 3 | -1 | 2 | -1 | - |
| 102,0 | 98,5 | 112,0 | 88,9 | 300,0 | 91,7 | x |
| 61 | 88 | 19 | 3 | 3 | 6 | - |
| 59 | 88 | 17 | 3 | 3 | 6 | - |
| -2 | - | -2 | - | - | - | - |
| 96,7 | 100,0 | 89,5 | 100,0 | 100,0 | 100,0 | x |
| 50 | 90 | 15 | 15 | 8 | 2 | 2 |
| 49 | 85 | 16 | 16 | 7 | 1 | 3 |
| -1 | -5 | 1 | 1 | -1 | -1 | 1 |
| 98,0 | 94,4 | 106,7 | 106,7 | 87,5 | 50,0 | 150,0 |

| działalność profesjonalna, naukowa i techniczna <i>professional, scientific and technical activities</i> | administrowanie i działalność wspierająca ^Δ <i>administrative and support service activities</i> | administracja publiczna i obrona narodowa; obowiązkowe zabezpieczenia społeczne <i>public administration and defence; compulsory social security</i> | edukacja <i>education</i> | opieka zdrowotna i pomoc społeczna <i>human health and social work activities</i> | działalność związana z kulturą, rozrywką i rekreacją <i>arts, entertainment and recreation</i> | pozostała działalność usługowa <i>other service activities</i> | Lp. No. |
|---|--|---|------------------------------|--|---|---|---------|
| 9 | 4 | - | - | 2 | - | 11 | 1 |
| 8 | 6 | - | - | 2 | - | 11 | 2 |
| -1 | 2 | - | - | - | - | - | 3 |
| 88,9 | 150,0 | x | x | 100,0 | x | 100,0 | 4 |
| 46 | 27 | - | 25 | 26 | 5 | 40 | 5 |
| 47 | 26 | - | 24 | 29 | 4 | 40 | 6 |
| 1 | -1 | - | -1 | 3 | -1 | - | 7 |
| 102,2 | 96,3 | x | 96,0 | 111,5 | 80,0 | 100,0 | 8 |
| 10 | 4 | - | 3 | 5 | 2 | 15 | 9 |
| 9 | 6 | - | 3 | 6 | 1 | 19 | 10 |
| -1 | 2 | - | - | 1 | -1 | 4 | 11 |
| 90,0 | 150,0 | x | 100,0 | 120,0 | 50,0 | 126,7 | 12 |
| 11 | 12 | - | 2 | - | 2 | 6 | 13 |
| 12 | 13 | - | 3 | 1 | 2 | 9 | 14 |
| 1 | 1 | - | 1 | 1 | - | 3 | 15 |
| 109,1 | 108,3 | x | 150,0 | x | 100,0 | 150,0 | 16 |
| 13 | 6 | - | 2 | 10 | 2 | 12 | 17 |
| 13 | 4 | - | 2 | 9 | 2 | 16 | 18 |
| - | -2 | - | - | -1 | - | 4 | 19 |
| 100,0 | 66,7 | x | 100,0 | 90,0 | 100,0 | 133,3 | 20 |
| 8 | 6 | - | - | 1 | 4 | 7 | 21 |
| 8 | 5 | - | 1 | 1 | 4 | 6 | 22 |
| - | -1 | - | 1 | - | - | -1 | 23 |
| 100,0 | 83,3 | x | x | 100,0 | 100,0 | 85,7 | 24 |
| 1 | 3 | - | 3 | 4 | 1 | 7 | 25 |
| 3 | 2 | - | 1 | 4 | - | 9 | 26 |
| 2 | -1 | - | -2 | - | -1 | 2 | 27 |
| 300,0 | 66,7 | x | 33,3 | 100,0 | x | 128,6 | 28 |
| 14 | 8 | - | 5 | 11 | 2 | 29 | 29 |
| 17 | 9 | - | 5 | 7 | 1 | 29 | 30 |
| 3 | 1 | - | - | -4 | -1 | - | 31 |
| 121,4 | 112,5 | x | 100,0 | 63,6 | 50,0 | 100,0 | 32 |
| 17 | 7 | - | 1 | 1 | 3 | 5 | 33 |
| 19 | 9 | - | 1 | 2 | 2 | 5 | 34 |
| 2 | 2 | - | - | 1 | -1 | - | 35 |
| 111,8 | 128,6 | x | 100,0 | 200,0 | 66,7 | 100,0 | 36 |
| 13 | 7 | - | 8 | 17 | 2 | 10 | 37 |
| 15 | 8 | - | 7 | 17 | 2 | 11 | 38 |
| 2 | 1 | - | -1 | - | - | 1 | 39 |
| 115,4 | 114,3 | x | 87,5 | 100,0 | 100,0 | 110,0 | 40 |

TABL. 4. OSOBY FIZYCZNE PROWADZĄCE DZIAŁALNOŚĆ GOSPODARCZĄ WEDŁUG SEKCJI
NATURAL PERSONS CONDUCTING ECONOMIC ACTIVITY BY SECTIONS OF THE POLISH

| Lp. No. | WYSZCZEGÓLNIENIE SPECIFICATION a – 31 XII 2013 b – 31 XII 2014 c – przyrost/spadek increase/decrease d – 2013 = 100 | Ogółem <i>Grand total</i> | W tym | | |
|------------|---|------------------------------|---|--------------------------|---|
| | | | rolnictwo, leśnictwo, łowiectwo i rybactwo <i>agriculture, forestry and fishing</i> | przemysł <i>industry</i> | |
| | | | | razem <i>total</i> | w tym przetwórstwo przemysłowe <i>of which manufacturing</i> |
| | PODREGION WARSZAWSKI WSCHODNI (cd.) SUBREGION WARSZAWSKI WSCHODNI (cont.) | | | | |
| 1 | Powiat legionowski a | 12355 | 139 | 1021 | 954 |
| 2 | Powiat legionowski b | 12383 | 100 | 1022 | 954 |
| 3 | c | 28 | -39 | 1 | - |
| 4 | d | 100,2 | 71,9 | 100,1 | 100,0 |
| 5 | M. Legionowo | 5996 | 23 | 495 | 469 |
| 6 | b | 5877 | 17 | 485 | 457 |
| 7 | c | -119 | -6 | -10 | -12 |
| 8 | d | 98,0 | 73,9 | 98,0 | 97,4 |
| 9 | Gm. m-w. Serock | 1241 | 26 | 104 | 86 |
| 10 | b | 1298 | 19 | 108 | 92 |
| 11 | c | 57 | -7 | 4 | 6 |
| 12 | d | 104,6 | 73,1 | 103,8 | 107,0 |
| 13 | Gm. w. Jabłonna | 2244 | 54 | 164 | 157 |
| 14 | b | 2286 | 43 | 165 | 155 |
| 15 | c | 42 | -11 | 1 | -2 |
| 16 | d | 101,9 | 79,6 | 100,6 | 98,7 |
| 17 | Gm. w. Nieporęt | 1535 | 19 | 116 | 109 |
| 18 | b | 1562 | 13 | 123 | 117 |
| 19 | c | 27 | -6 | 7 | 8 |
| 20 | d | 101,8 | 68,4 | 106,0 | 107,3 |
| 21 | Gm. w. Wieliszew | 1339 | 17 | 142 | 133 |
| 22 | b | 1360 | 8 | 141 | 133 |
| 23 | c | 21 | -9 | -1 | - |
| 24 | d | 101,6 | 47,1 | 99,3 | 100,0 |
| 25 | Powiat miński a | 10934 | 236 | 1127 | 1045 |
| 26 | Powiat miński b | 11158 | 169 | 1157 | 1069 |
| 27 | c | 224 | -67 | 30 | 24 |
| 28 | d | 102,0 | 71,6 | 102,7 | 102,3 |
| 29 | M. Mińsk Mazowiecki | 3423 | 11 | 288 | 275 |
| 30 | b | 3441 | 5 | 305 | 292 |
| 31 | c | 18 | -6 | 17 | 17 |
| 32 | d | 100,5 | 45,5 | 105,9 | 106,2 |
| 33 | M. Sulejówek | 2033 | 84 | 199 | 187 |
| 34 | b | 2084 | 83 | 204 | 191 |
| 35 | c | 51 | -1 | 5 | 4 |
| 36 | d | 102,5 | 98,8 | 102,5 | 102,1 |
| 37 | Gm. m-w. Halinów | 1277 | 12 | 133 | 130 |
| 38 | b | 1360 | 10 | 137 | 133 |
| 39 | c | 83 | -2 | 4 | 3 |
| 40 | d | 106,5 | 83,3 | 103,0 | 102,3 |

POLSKIEJ KLASYFIKACJI DZIAŁALNOŚCI ORAZ PODREGIONÓW, POWIATÓW I GMIN (cd.)
CLASSIFICATION OF ACTIVITIES AND SUBREGIONS, POWIATS AND GMINAS (cont.)

Of which

| <i>budownictwo construction</i> | <i>handel; naprawa pojazdów samochodo- wych^Δ trade; repair of motor vehicles^Δ</i> | <i>transport i gospodarka magazynowa transportation and storage</i> | <i>zakwate- rowanie i gastronomia^Δ accommodation and catering^Δ</i> | <i>informacja i komunikacja information and communication</i> | <i>działalność finansowa i ubezpiecze- niowa financial and insurance activities</i> | <i>obsługa rynku nieruchomości^Δ real estate activities</i> |
|-------------------------------------|---|---|--|---|---|---|
| 1557 | 3393 | 900 | 377 | 547 | 488 | 205 |
| 1547 | 3382 | 862 | 394 | 569 | 476 | 208 |
| -10 | -11 | -38 | 17 | 22 | -12 | 3 |
| 99,4 | 99,7 | 95,8 | 104,5 | 104,0 | 97,5 | 101,5 |
| 763 | 1745 | 454 | 161 | 251 | 247 | 107 |
| 754 | 1687 | 428 | 164 | 250 | 250 | 102 |
| -9 | -58 | -26 | 3 | -1 | 3 | -5 |
| 98,8 | 96,7 | 94,3 | 101,9 | 99,6 | 101,2 | 95,3 |
| 177 | 336 | 101 | 50 | 50 | 42 | 16 |
| 178 | 352 | 91 | 58 | 55 | 41 | 14 |
| 1 | 16 | -10 | 8 | 5 | -1 | -2 |
| 100,6 | 104,8 | 90,1 | 116,0 | 110,0 | 97,6 | 87,5 |
| 252 | 568 | 150 | 66 | 123 | 84 | 37 |
| 246 | 578 | 148 | 70 | 135 | 80 | 46 |
| -6 | 10 | -2 | 4 | 12 | -4 | 9 |
| 97,6 | 101,8 | 98,7 | 106,1 | 109,8 | 95,2 | 124,3 |
| 178 | 343 | 92 | 64 | 71 | 74 | 26 |
| 180 | 359 | 89 | 64 | 70 | 68 | 25 |
| 2 | 16 | -3 | - | -1 | -6 | -1 |
| 101,1 | 104,7 | 96,7 | 100,0 | 98,6 | 91,9 | 96,2 |
| 187 | 401 | 103 | 36 | 52 | 41 | 19 |
| 189 | 406 | 106 | 38 | 59 | 37 | 21 |
| 2 | 5 | 3 | 2 | 7 | -4 | 2 |
| 101,1 | 101,2 | 102,9 | 105,6 | 113,5 | 90,2 | 110,5 |
| 1632 | 3233 | 737 | 244 | 391 | 352 | 122 |
| 1650 | 3248 | 750 | 261 | 418 | 340 | 125 |
| 18 | 15 | 13 | 17 | 27 | -12 | 3 |
| 101,1 | 100,5 | 101,8 | 107,0 | 106,9 | 96,6 | 102,5 |
| 453 | 951 | 231 | 81 | 136 | 135 | 50 |
| 443 | 934 | 232 | 89 | 150 | 122 | 51 |
| -10 | -17 | 1 | 8 | 14 | -13 | 1 |
| 97,8 | 98,2 | 100,4 | 109,9 | 110,3 | 90,4 | 102,0 |
| 251 | 562 | 129 | 51 | 81 | 74 | 29 |
| 252 | 558 | 132 | 54 | 81 | 70 | 30 |
| 1 | -4 | 3 | 3 | - | -4 | 1 |
| 100,4 | 99,3 | 102,3 | 105,9 | 100,0 | 94,6 | 103,4 |
| 179 | 331 | 78 | 32 | 74 | 38 | 20 |
| 188 | 336 | 80 | 35 | 82 | 40 | 19 |
| 9 | 5 | 2 | 3 | 8 | 2 | -1 |
| 105,0 | 101,5 | 102,6 | 109,4 | 110,8 | 105,3 | 95,0 |

| działalność profesjonalna, naukowa i techniczna <i>professional, scientific and technical activities</i> | administrowanie i działalność wspierająca ^A <i>administrative and support service activities</i> | administracja publiczna i obrona narodowa; obowiązkowe zabezpieczenia społeczne <i>public administration and defence; compulsory social security</i> | edukacja <i>education</i> | opieka zdrowotna i pomoc społeczna <i>human health and social work activities</i> | działalność związana z kulturą, rozrywką i rekreacją <i>arts, entertainment and recreation</i> | pozostała działalność usługowa <i>other service activities</i> | Lp. No. |
|---|--|---|------------------------------|--|---|---|---------|
| 1434 | 570 | - | 359 | 667 | 136 | 562 | 1 |
| 1472 | 575 | - | 378 | 674 | 137 | 587 | 2 |
| 38 | 5 | - | 19 | 7 | 1 | 25 | 3 |
| 102,6 | 100,9 | x | 105,3 | 101,0 | 100,7 | 104,4 | 4 |
| 612 | 261 | - | 176 | 353 | 59 | 289 | 5 |
| 632 | 256 | - | 172 | 339 | 55 | 286 | 6 |
| 20 | -5 | - | -4 | -14 | -4 | -3 | 7 |
| 103,3 | 98,1 | x | 97,7 | 96,0 | 93,2 | 99,0 | 8 |
| 133 | 60 | - | 30 | 49 | 20 | 47 | 9 |
| 141 | 74 | - | 34 | 48 | 24 | 61 | 10 |
| 8 | 14 | - | 4 | -1 | 4 | 14 | 11 |
| 106,0 | 123,3 | x | 113,3 | 98,0 | 120,0 | 129,8 | 12 |
| 336 | 102 | - | 66 | 133 | 30 | 79 | 13 |
| 336 | 104 | - | 73 | 145 | 30 | 87 | 14 |
| - | 2 | - | 7 | 12 | - | 8 | 15 |
| 100,0 | 102,0 | x | 110,6 | 109,0 | 100,0 | 110,1 | 16 |
| 229 | 89 | - | 53 | 81 | 17 | 83 | 17 |
| 236 | 80 | - | 64 | 85 | 15 | 91 | 18 |
| 7 | -9 | - | 11 | 4 | -2 | 8 | 19 |
| 103,1 | 89,9 | x | 120,8 | 104,9 | 88,2 | 109,6 | 20 |
| 124 | 58 | - | 34 | 51 | 10 | 64 | 21 |
| 127 | 61 | - | 35 | 57 | 13 | 62 | 22 |
| 3 | 3 | - | 1 | 6 | 3 | -2 | 23 |
| 102,4 | 105,2 | x | 102,9 | 111,8 | 130,0 | 96,9 | 24 |
| 1043 | 449 | 1 | 275 | 543 | 85 | 464 | 25 |
| 1120 | 469 | 1 | 292 | 572 | 96 | 490 | 26 |
| 77 | 20 | - | 17 | 29 | 11 | 26 | 27 |
| 107,4 | 104,5 | 100,0 | 106,2 | 105,3 | 112,9 | 105,6 | 28 |
| 396 | 147 | - | 121 | 249 | 33 | 141 | 29 |
| 405 | 152 | - | 116 | 260 | 33 | 144 | 30 |
| 9 | 5 | - | -5 | 11 | - | 3 | 31 |
| 102,3 | 103,4 | x | 95,9 | 104,4 | 100,0 | 102,1 | 32 |
| 230 | 94 | 1 | 44 | 93 | 17 | 94 | 33 |
| 239 | 98 | 1 | 56 | 103 | 24 | 99 | 34 |
| 9 | 4 | - | 12 | 10 | 7 | 5 | 35 |
| 103,9 | 104,3 | 100,0 | 127,3 | 110,8 | 141,2 | 105,3 | 36 |
| 135 | 52 | - | 30 | 73 | 16 | 74 | 37 |
| 165 | 57 | - | 35 | 80 | 16 | 80 | 38 |
| 30 | 5 | - | 5 | 7 | - | 6 | 39 |
| 122,2 | 109,6 | x | 116,7 | 109,6 | 100,0 | 108,1 | 40 |

TABL. 4. OSOBY FIZYCZNE PROWADZĄCE DZIAŁALNOŚĆ GOSPODARCZĄ WEDŁUG SEKCJI
NATURAL PERSONS CONDUCTING ECONOMIC ACTIVITY BY SECTIONS OF THE POLISH

| Lp. No. | WYSZCZEGÓLNIENIE SPECIFICATION a – 31 XII 2013 b – 31 XII 2014 c – przyrost/spadek increase/decrease d – 2013 = 100 | Ogółem Grand total | W tym | | | |
|--|---|-----------------------|--|-------------------|---|-------|
| | | | rolnictwo, leśnictwo, łowiectwo i rybactwo agriculture, forestry and fishing | przemysł industry | | |
| | | | | razem total | w tym przetwórstwo przemysłowe of which manufacturing | |
| PODREGION WARSZAWSKI WSCHODNI (cd.) | | | | | | |
| SUBREGION WARSZAWSKI WSCHODNI (cont.) | | | | | | |
| Powiat miński (dok.) | | | | | | |
| Powiat miński (cont.) | | | | | | |
| 1 | Gm. m-w. Kałuszyn | a | 381 | 21 | 33 | 29 |
| 2 | | b | 363 | 7 | 30 | 24 |
| 3 | | c | -18 | -14 | -3 | -5 |
| 4 | | d | 95,3 | 33,3 | 90,9 | 82,8 |
| 5 | Gm. w. Ceglów | a | 300 | 11 | 37 | 30 |
| 6 | | b | 299 | 8 | 38 | 31 |
| 7 | | c | -1 | -3 | 1 | 1 |
| 8 | | d | 99,7 | 72,7 | 102,7 | 103,3 |
| 9 | Gm. w. Dębe Wielkie | a | 738 | 7 | 102 | 96 |
| 10 | | b | 744 | 4 | 96 | 91 |
| 11 | | c | 6 | -3 | -6 | -5 |
| 12 | | d | 100,8 | 57,1 | 94,1 | 94,8 |
| 13 | Gm. w. Dobrze | a | 304 | 12 | 25 | 22 |
| 14 | | b | 303 | 2 | 26 | 22 |
| 15 | | c | -1 | -10 | 1 | - |
| 16 | | d | 99,7 | 16,7 | 104,0 | 100,0 |
| 17 | Gm. w. Jakubów | a | 314 | 11 | 24 | 24 |
| 18 | | b | 301 | 7 | 26 | 26 |
| 19 | | c | -13 | -4 | 2 | 2 |
| 20 | | d | 95,9 | 63,6 | 108,3 | 108,3 |
| 21 | Gm. w. Latowicz | a | 184 | 20 | 21 | 21 |
| 22 | | b | 191 | 14 | 24 | 23 |
| 23 | | c | 7 | -6 | 3 | 2 |
| 24 | | d | 103,8 | 70,0 | 114,3 | 109,5 |
| 25 | Gm. w. Mińsk Mazowiecki | a | 939 | 17 | 111 | 100 |
| 26 | | b | 976 | 6 | 114 | 100 |
| 27 | | c | 37 | -11 | 3 | - |
| 28 | | d | 103,9 | 35,3 | 102,7 | 100,0 |
| 29 | Gm. m-w. Mrozy | a | 430 | 14 | 51 | 42 |
| 30 | | b | 441 | 15 | 51 | 43 |
| 31 | | c | 11 | 1 | - | 1 |
| 32 | | d | 102,6 | 107,1 | 100,0 | 102,4 |
| 33 | Gm. w. Siennica | a | 304 | 10 | 44 | 33 |
| 34 | | b | 330 | 7 | 47 | 36 |
| 35 | | c | 26 | -3 | 3 | 3 |
| 36 | | d | 108,6 | 70,0 | 106,8 | 109,1 |
| 37 | Gm. w. Stanisławów | a | 307 | 6 | 59 | 56 |
| 38 | | b | 325 | 1 | 59 | 57 |
| 39 | | c | 18 | -5 | - | 1 |
| 40 | | d | 105,9 | 16,7 | 100,0 | 101,8 |

POLSKIEJ KLASYFIKACJI DZIAŁALNOŚCI ORAZ PODREGIONÓW, POWIATÓW I GMIN (cd.)
CLASSIFICATION OF ACTIVITIES AND SUBREGIONS, POWIATS AND GMINAS (cont.)

Of which

| budownictwo construction | handel; naprawa pojazdów samochodo- wych ^Δ trade; repair of motor vehicles ^Δ | transport i gospodarka magazynowa transportation and storage | zakwate- rowanie i gastronomia ^Δ accommodation and catering ^Δ | informacja i komunikacja information and communication | działalność finansowa i ubezpiecze- niowa financial and insurance activities | obsługa rynku nieruchomości ^Δ real estate activities |
|-----------------------------|--|--|---|---|--|--|
| 41 | 179 | 13 | 7 | 5 | 17 | 3 |
| 36 | 179 | 14 | 7 | 8 | 15 | 4 |
| -5 | - | 1 | - | 3 | -2 | 1 |
| 87,8 | 100,0 | 107,7 | 100,0 | 160,0 | 88,2 | 133,3 |
| 54 | 81 | 15 | 5 | 7 | 5 | 2 |
| 54 | 84 | 15 | 4 | 8 | 4 | 2 |
| - | 3 | - | -1 | 1 | -1 | - |
| 100,0 | 103,7 | 100,0 | 80,0 | 114,3 | 80,0 | 100,0 |
| 144 | 207 | 65 | 22 | 24 | 19 | 4 |
| 145 | 205 | 65 | 21 | 24 | 18 | 3 |
| 1 | -2 | - | -1 | - | -1 | -1 |
| 100,7 | 99,0 | 100,0 | 95,5 | 100,0 | 94,7 | 75,0 |
| 53 | 107 | 44 | 4 | 3 | 2 | - |
| 57 | 109 | 43 | 6 | 2 | 2 | - |
| 4 | 2 | -1 | 2 | -1 | - | - |
| 107,5 | 101,9 | 97,7 | 150,0 | 66,7 | 100,0 | x |
| 52 | 143 | 19 | 6 | 5 | 7 | 2 |
| 49 | 139 | 17 | 4 | 4 | 6 | 2 |
| -3 | -4 | -2 | -2 | -1 | -1 | - |
| 94,2 | 97,2 | 89,5 | 66,7 | 80,0 | 85,7 | 100,0 |
| 37 | 72 | 7 | 5 | 4 | 4 | - |
| 39 | 76 | 7 | 5 | 5 | 4 | - |
| 2 | 4 | - | - | 1 | - | - |
| 105,4 | 105,6 | 100,0 | 100,0 | 125,0 | 100,0 | x |
| 182 | 295 | 73 | 13 | 24 | 18 | 7 |
| 184 | 306 | 76 | 16 | 29 | 19 | 7 |
| 2 | 11 | 3 | 3 | 5 | 1 | - |
| 101,1 | 103,7 | 104,1 | 123,1 | 120,8 | 105,6 | 100,0 |
| 80 | 120 | 25 | 8 | 15 | 12 | 3 |
| 85 | 116 | 28 | 8 | 14 | 17 | 5 |
| 5 | -4 | 3 | - | -1 | 5 | 2 |
| 106,3 | 96,7 | 112,0 | 100,0 | 93,3 | 141,7 | 166,7 |
| 60 | 97 | 16 | 4 | 5 | 14 | 1 |
| 67 | 103 | 16 | 6 | 4 | 16 | 1 |
| 7 | 6 | - | 2 | -1 | 2 | - |
| 111,7 | 106,2 | 100,0 | 150,0 | 80,0 | 114,3 | 100,0 |
| 46 | 88 | 22 | 6 | 8 | 7 | 1 |
| 51 | 103 | 25 | 6 | 7 | 7 | 1 |
| 5 | 15 | 3 | - | -1 | - | - |
| 110,9 | 117,0 | 113,6 | 100,0 | 87,5 | 100,0 | 100,0 |

| działalność profesjonalna, naukowa i techniczna <i>professional, scientific and technical activities</i> | administrowanie i działalność wspierająca ^A <i>administrative and support service activities</i> | administracja publiczna i obrona narodowa; obowiązkowe zabezpieczenia społeczne <i>public administration and defence; compulsory social security</i> | edukacja <i>education</i> | opieka zdrowotna i pomoc społeczna <i>human health and social work activities</i> | działalność związana z kulturą, rozrywką i rekreacją <i>arts, entertainment and recreation</i> | pozostała działalność usługowa <i>other service activities</i> | Lp. No. |
|---|--|---|------------------------------|--|---|---|---------|
| 16 | 12 | - | 4 | 11 | 3 | 16 | 1 |
| 15 | 14 | - | 4 | 11 | 3 | 16 | 2 |
| -1 | 2 | - | - | - | - | - | 3 |
| 93,8 | 116,7 | x | 100,0 | 100,0 | 100,0 | 100,0 | 4 |
| 34 | 17 | - | 13 | 12 | 2 | 5 | 5 |
| 37 | 11 | - | 12 | 12 | 2 | 8 | 6 |
| 3 | -6 | - | -1 | - | - | 3 | 7 |
| 108,8 | 64,7 | x | 92,3 | 100,0 | 100,0 | 160,0 | 8 |
| 50 | 18 | - | 18 | 23 | 4 | 31 | 9 |
| 56 | 22 | - | 21 | 25 | 4 | 35 | 10 |
| 6 | 4 | - | 3 | 2 | - | 4 | 11 |
| 112,0 | 122,2 | x | 116,7 | 108,7 | 100,0 | 112,9 | 12 |
| 15 | 10 | - | 3 | 6 | 1 | 19 | 13 |
| 15 | 14 | - | 2 | 7 | 1 | 17 | 14 |
| - | 4 | - | -1 | 1 | - | -2 | 15 |
| 100,0 | 140,0 | x | 66,7 | 116,7 | 100,0 | 89,5 | 16 |
| 13 | 5 | - | 3 | 7 | 5 | 12 | 17 |
| 12 | 6 | - | 4 | 6 | 6 | 13 | 18 |
| -1 | 1 | - | 1 | -1 | 1 | 1 | 19 |
| 92,3 | 120,0 | x | 133,3 | 85,7 | 120,0 | 108,3 | 20 |
| 4 | 6 | - | 2 | 1 | - | 1 | 21 |
| 4 | 8 | - | 2 | 1 | - | 2 | 22 |
| - | 2 | - | - | - | - | 1 | 23 |
| 100,0 | 133,3 | x | 100,0 | 100,0 | x | 200,0 | 24 |
| 79 | 37 | - | 20 | 31 | 2 | 30 | 25 |
| 88 | 40 | - | 21 | 32 | 5 | 33 | 26 |
| 9 | 3 | - | 1 | 1 | 3 | 3 | 27 |
| 111,4 | 108,1 | x | 105,0 | 103,2 | 250,0 | 110,0 | 28 |
| 28 | 26 | - | 9 | 21 | 1 | 17 | 29 |
| 31 | 24 | - | 10 | 20 | 2 | 15 | 30 |
| 3 | -2 | - | 1 | -1 | 1 | -2 | 31 |
| 110,7 | 92,3 | x | 111,1 | 95,2 | 200,0 | 88,2 | 32 |
| 25 | 11 | - | 3 | 5 | 1 | 8 | 33 |
| 33 | 9 | - | 4 | 5 | - | 12 | 34 |
| 8 | -2 | - | 1 | - | -1 | 4 | 35 |
| 132,0 | 81,8 | x | 133,3 | 100,0 | x | 150,0 | 36 |
| 18 | 14 | - | 5 | 11 | - | 16 | 37 |
| 20 | 14 | - | 5 | 10 | - | 16 | 38 |
| 2 | - | - | - | -1 | - | - | 39 |
| 111,1 | 100,0 | x | 100,0 | 90,9 | x | 100,0 | 40 |

TABL. 4. OSOBY FIZYCZNE PROWADZĄCE DZIAŁALNOŚĆ GOSPODARCZĄ WEDŁUG SEKCJI
NATURAL PERSONS CONDUCTING ECONOMIC ACTIVITY BY SECTIONS OF THE POLISH

| Lp. No. | WYSZCZEGÓLNIENIE SPECIFICATION a – 31 XII 2013 b – 31 XII 2014 c – przyrost/spadek increase/decrease d – 2013 = 100 | Ogółem <i>Grand total</i> | W tym | | |
|------------|---|------------------------------|---|--------------------------|---|
| | | | rolnictwo, leśnictwo, łowiectwo i rybactwo <i>agriculture, forestry and fishing</i> | przemysł <i>industry</i> | |
| | | | | razem <i>total</i> | w tym przetwórstwo przemysłowe <i>of which manufacturing</i> |
| | PODREGION WARSZAWSKI WSCHODNI (cd.) SUBREGION WARSZAWSKI WSCHODNI (cont.) | | | | |
| 1 | Powiat nowodworski a | 5675 | 91 | 547 | 504 |
| 2 | Powiat nowodworski b | 5681 | 61 | 560 | 513 |
| 3 | c | 6 | -30 | 13 | 9 |
| 4 | d | 100,1 | 67,0 | 102,4 | 101,8 |
| 5 | M. Nowy Dwór Mazowiecki a | 2022 | 8 | 156 | 146 |
| 6 | b | 1993 | 4 | 158 | 148 |
| 7 | c | -29 | -4 | 2 | 2 |
| 8 | d | 98,6 | 50,0 | 101,3 | 101,4 |
| 9 | Gm. m-w. Nasielsk a | 1331 | 40 | 159 | 151 |
| 10 | b | 1367 | 24 | 160 | 149 |
| 11 | c | 36 | -16 | 1 | -2 |
| 12 | d | 102,7 | 60,0 | 100,6 | 98,7 |
| 13 | Gm. m-w. Zakroczym a | 384 | 9 | 33 | 26 |
| 14 | b | 375 | 7 | 36 | 29 |
| 15 | c | -9 | -2 | 3 | 3 |
| 16 | d | 97,7 | 77,8 | 109,1 | 111,5 |
| 17 | Gm. w. Czosnów a | 942 | 10 | 116 | 104 |
| 18 | b | 940 | 8 | 113 | 100 |
| 19 | c | -2 | -2 | -3 | -4 |
| 20 | d | 99,8 | 80,0 | 97,4 | 96,2 |
| 21 | Gm. w. Leoncin a | 356 | 14 | 20 | 18 |
| 22 | b | 358 | 9 | 25 | 23 |
| 23 | c | 2 | -5 | 5 | 5 |
| 24 | d | 100,6 | 64,3 | 125,0 | 127,8 |
| 25 | Gm. w. Pomiechówek a | 640 | 10 | 63 | 59 |
| 26 | b | 648 | 9 | 68 | 64 |
| 27 | c | 8 | -1 | 5 | 5 |
| 28 | d | 101,3 | 90,0 | 107,9 | 108,5 |
| 29 | Powiat otwocki a | 11806 | 117 | 1480 | 1423 |
| 30 | Powiat otwocki b | 11795 | 85 | 1481 | 1423 |
| 31 | c | -11 | -32 | 1 | - |
| 32 | d | 99,9 | 72,6 | 100,1 | 100,0 |
| 33 | M. Józefów a | 2757 | 14 | 373 | 366 |
| 34 | b | 2747 | 10 | 366 | 357 |
| 35 | c | -10 | -4 | -7 | -9 |
| 36 | d | 99,6 | 71,4 | 98,1 | 97,5 |
| 37 | M. Otwock a | 4818 | 23 | 540 | 521 |
| 38 | b | 4776 | 17 | 528 | 510 |
| 39 | c | -42 | -6 | -12 | -11 |
| 40 | d | 99,1 | 73,9 | 97,8 | 97,9 |

POLSKIEJ KLASYFIKACJI DZIAŁALNOŚCI ORAZ PODREGIONÓW, POWIATÓW I GMIN (cd.)
CLASSIFICATION OF ACTIVITIES AND SUBREGIONS, POWIATS AND GMINAS (cont.)

Of which

| <i>budownictwo construction</i> | <i>handel; naprawa pojazdów samochodo- wych^Δ trade; repair of motor vehicles^Δ</i> | <i>transport i gospodarka magazynowa transportation and storage</i> | <i>zakwatero- wanie i gastronomia^Δ accommodation and catering^Δ</i> | <i>informacja i komunikacja information and communication</i> | <i>działalność finansowa i ubezpiecze- niowa financial and insurance activities</i> | <i>obsługa rynku nieruchomości^Δ real estate activities</i> |
|-------------------------------------|---|---|--|---|---|---|
| 846 | 1801 | 416 | 122 | 148 | 194 | 55 |
| 834 | 1791 | 411 | 130 | 143 | 195 | 51 |
| -12 | -10 | -5 | 8 | -5 | 1 | -4 |
| 98,6 | 99,4 | 98,8 | 106,6 | 96,6 | 100,5 | 92,7 |
| 258 | 599 | 157 | 51 | 67 | 86 | 25 |
| 248 | 581 | 157 | 53 | 60 | 83 | 23 |
| -10 | -18 | - | 2 | -7 | -3 | -2 |
| 96,1 | 97,0 | 100,0 | 103,9 | 89,6 | 96,5 | 92,0 |
| 246 | 470 | 77 | 24 | 25 | 40 | 5 |
| 258 | 478 | 77 | 28 | 24 | 47 | 5 |
| 12 | 8 | - | 4 | -1 | 7 | - |
| 104,9 | 101,7 | 100,0 | 116,7 | 96,0 | 117,5 | 100,0 |
| 50 | 146 | 25 | 16 | 6 | 14 | 6 |
| 48 | 145 | 24 | 17 | 4 | 11 | 6 |
| -2 | -1 | -1 | 1 | -2 | -3 | - |
| 96,0 | 99,3 | 96,0 | 106,3 | 66,7 | 78,6 | 100,0 |
| 133 | 263 | 58 | 10 | 28 | 27 | 14 |
| 128 | 267 | 56 | 10 | 30 | 27 | 11 |
| -5 | 4 | -2 | - | 2 | - | -3 |
| 96,2 | 101,5 | 96,6 | 100,0 | 107,1 | 100,0 | 78,6 |
| 64 | 130 | 36 | 10 | 7 | 6 | 3 |
| 60 | 125 | 35 | 11 | 6 | 6 | 4 |
| -4 | -5 | -1 | 1 | -1 | - | 1 |
| 93,8 | 96,2 | 97,2 | 110,0 | 85,7 | 100,0 | 133,3 |
| 95 | 193 | 63 | 11 | 15 | 21 | 2 |
| 92 | 195 | 62 | 11 | 19 | 21 | 2 |
| -3 | 2 | -1 | - | 4 | - | - |
| 96,8 | 101,0 | 98,4 | 100,0 | 126,7 | 100,0 | 100,0 |
| 1546 | 3377 | 699 | 265 | 480 | 432 | 179 |
| 1496 | 3309 | 680 | 267 | 525 | 411 | 184 |
| -50 | -68 | -19 | 2 | 45 | -21 | 5 |
| 96,8 | 98,0 | 97,3 | 100,8 | 109,4 | 95,1 | 102,8 |
| 280 | 743 | 133 | 69 | 146 | 86 | 60 |
| 260 | 721 | 126 | 63 | 161 | 85 | 60 |
| -20 | -22 | -7 | -6 | 15 | -1 | - |
| 92,9 | 97,0 | 94,7 | 91,3 | 110,3 | 98,8 | 100,0 |
| 575 | 1402 | 299 | 111 | 204 | 198 | 65 |
| 544 | 1386 | 283 | 122 | 218 | 187 | 66 |
| -31 | -16 | -16 | 11 | 14 | -11 | 1 |
| 94,6 | 98,9 | 94,6 | 109,9 | 106,9 | 94,4 | 101,5 |

| działalność profesjonalna, naukowa i techniczna <i>professional, scientific and technical activities</i> | administrowanie i działalność wspierająca ^A <i>administrative and support service activities</i> | administracja publiczna i obrona narodowa; obowiązkowe zabezpieczenia społeczne <i>public administration and defence; compulsory social security</i> | edukacja <i>education</i> | opieka zdrowotna i pomoc społeczna <i>human health and social work activities</i> | działalność związana z kulturą, rozrywką i rekreacją <i>arts, entertainment and recreation</i> | pozostała działalność usługowa <i>other service activities</i> | Lp. No. |
|---|--|---|------------------------------|--|---|---|---------|
| 508 | 218 | 1 | 137 | 272 | 49 | 270 | 1 |
| 547 | 235 | 1 | 125 | 273 | 47 | 277 | 2 |
| 39 | 17 | - | -12 | 1 | -2 | 7 | 3 |
| 107,7 | 107,8 | 100,0 | 91,2 | 100,4 | 95,9 | 102,6 | 4 |
| 200 | 93 | - | 58 | 124 | 22 | 118 | 5 |
| 216 | 90 | - | 52 | 127 | 22 | 119 | 6 |
| 16 | -3 | - | -6 | 3 | - | 1 | 7 |
| 108,0 | 96,8 | x | 89,7 | 102,4 | 100,0 | 100,8 | 8 |
| 79 | 34 | - | 19 | 44 | 6 | 63 | 9 |
| 86 | 49 | - | 19 | 42 | 6 | 64 | 10 |
| 7 | 15 | - | - | -2 | - | 1 | 11 |
| 108,9 | 144,1 | x | 100,0 | 95,5 | 100,0 | 101,6 | 12 |
| 24 | 20 | 1 | 6 | 15 | 5 | 8 | 13 |
| 25 | 21 | 1 | 4 | 14 | 5 | 7 | 14 |
| 1 | 1 | - | -2 | -1 | - | -1 | 15 |
| 104,2 | 105,0 | 100,0 | 66,7 | 93,3 | 100,0 | 87,5 | 16 |
| 126 | 34 | - | 27 | 45 | 9 | 42 | 17 |
| 130 | 36 | - | 25 | 49 | 8 | 42 | 18 |
| 4 | 2 | - | -2 | 4 | -1 | - | 19 |
| 103,2 | 105,9 | x | 92,6 | 108,9 | 88,9 | 100,0 | 20 |
| 20 | 12 | - | 6 | 13 | 3 | 12 | 21 |
| 29 | 15 | - | 6 | 12 | 2 | 13 | 22 |
| 9 | 3 | - | - | -1 | -1 | 1 | 23 |
| 145,0 | 125,0 | x | 100,0 | 92,3 | 66,7 | 108,3 | 24 |
| 59 | 25 | - | 21 | 31 | 4 | 27 | 25 |
| 61 | 24 | - | 19 | 29 | 4 | 32 | 26 |
| 2 | -1 | - | -2 | -2 | - | 5 | 27 |
| 103,4 | 96,0 | x | 90,5 | 93,5 | 100,0 | 118,5 | 28 |
| 1220 | 418 | - | 302 | 626 | 130 | 535 | 29 |
| 1282 | 423 | - | 304 | 671 | 137 | 540 | 30 |
| 62 | 5 | - | 2 | 45 | 7 | 5 | 31 |
| 105,1 | 101,2 | x | 100,7 | 107,2 | 105,4 | 100,9 | 32 |
| 353 | 80 | - | 111 | 159 | 38 | 112 | 33 |
| 376 | 83 | - | 110 | 175 | 42 | 109 | 34 |
| 23 | 3 | - | -1 | 16 | 4 | -3 | 35 |
| 106,5 | 103,8 | x | 99,1 | 110,1 | 110,5 | 97,3 | 36 |
| 506 | 203 | - | 107 | 281 | 52 | 252 | 37 |
| 508 | 192 | - | 115 | 304 | 53 | 253 | 38 |
| 2 | -11 | - | 8 | 23 | 1 | 1 | 39 |
| 100,4 | 94,6 | x | 107,5 | 108,2 | 101,9 | 100,4 | 40 |

TABL. 4. OSOBY FIZYCZNE PROWADZĄCE DZIAŁALNOŚĆ GOSPODARCZĄ WEDŁUG SEKCJI
NATURAL PERSONS CONDUCTING ECONOMIC ACTIVITY BY SECTIONS OF THE POLISH

| Lp. No. | WYSZCZEGÓLNIENIE SPECIFICATION a – 31 XII 2013 b – 31 XII 2014 c – przyrost/spadek increase/decrease d – 2013 = 100 | Ogółem Grand total | W tym | | |
|------------|---|-----------------------|--|-------------------|---|
| | | | rolnictwo, leśnictwo, łowiectwo i rybactwo agriculture, forestry and fishing | przemysł industry | |
| | | | | razem total | w tym przetwórstwo przemysłowe of which manufacturing |
| | PODREGION WARSZAWSKI WSCHODNI (cd.) | | | | |
| | SUBREGION WARSZAWSKI WSCHODNI (cont.) | | | | |
| | Powiat otwocki (dok.) | | | | |
| | Powiat otwocki (cont.) | | | | |
| 1 | Gm. m-w. Karczew | 1420 | 27 | 205 | 196 |
| 2 | | 1382 | 20 | 206 | 196 |
| 3 | | -38 | -7 | 1 | - |
| 4 | | 97,3 | 74,1 | 100,5 | 100,0 |
| 5 | Gm. w. Celestynów | 801 | 9 | 95 | 88 |
| 6 | | 810 | 7 | 100 | 93 |
| 7 | | 9 | -2 | 5 | 5 |
| 8 | | 101,1 | 77,8 | 105,3 | 105,7 |
| 9 | Gm. w. Kołbiel | 370 | 14 | 73 | 69 |
| 10 | | 374 | 7 | 74 | 71 |
| 11 | | 4 | -7 | 1 | 2 |
| 12 | | 101,1 | 50,0 | 101,4 | 102,9 |
| 13 | Gm. w. Osieck | 171 | 6 | 27 | 27 |
| 14 | | 184 | 2 | 29 | 29 |
| 15 | | 13 | -4 | 2 | 2 |
| 16 | | 107,6 | 33,3 | 107,4 | 107,4 |
| 17 | Gm. w. Sobienie-Jeziory | 316 | 19 | 33 | 28 |
| 18 | | 319 | 17 | 34 | 29 |
| 19 | | 3 | -2 | 1 | 1 |
| 20 | | 100,9 | 89,5 | 103,0 | 103,6 |
| 21 | Gm. w. Wiązowna | 1153 | 5 | 134 | 128 |
| 22 | | 1203 | 5 | 144 | 138 |
| 23 | | 50 | - | 10 | 10 |
| 24 | | 104,3 | 100,0 | 107,5 | 107,8 |
| 25 | Powiat wołomiński | 22354 | 160 | 2354 | 2233 |
| 26 | Powiat wołomiński | 22505 | 119 | 2348 | 2225 |
| 27 | | 151 | -41 | -6 | -8 |
| 28 | | 100,7 | 74,4 | 99,7 | 99,6 |
| 29 | M. Kobyłka | 2493 | 8 | 334 | 311 |
| 30 | | 2529 | 5 | 329 | 306 |
| 31 | | 36 | -3 | -5 | -5 |
| 32 | | 101,4 | 62,5 | 98,5 | 98,4 |
| 33 | M. Marki | 2981 | 7 | 302 | 281 |
| 34 | | 3030 | 5 | 291 | 276 |
| 35 | | 49 | -2 | -11 | -5 |
| 36 | | 101,6 | 71,4 | 96,4 | 98,2 |
| 37 | M. Ząbki | 4088 | 11 | 365 | 355 |
| 38 | | 4166 | 9 | 364 | 355 |
| 39 | | 78 | -2 | -1 | - |
| 40 | | 101,9 | 81,8 | 99,7 | 100,0 |

POLSKIEJ KLASYFIKACJI DZIAŁALNOŚCI ORAZ PODREGIONÓW, POWIATÓW I GMIN (cd.)
CLASSIFICATION OF ACTIVITIES AND SUBREGIONS, POWIATS AND GMINAS (cont.)

Of which

| budownictwo construction | handel; naprawa pojazdów samochodo- wych ^Δ trade; repair of motor vehicles ^Δ | transport i gospodarka magazynowa transportation and storage | zakwate- rowanie i gastronomia ^Δ accommodation and catering ^Δ | informacja i komunikacja information and communication | działalność finansowa i ubezpiecze- niowa financial and insurance activities | obsługa rynku nieruchomości ^Δ real estate activities |
|-----------------------------|--|--|---|---|--|--|
| 189 | 480 | 87 | 29 | 40 | 52 | 14 |
| 186 | 452 | 89 | 27 | 43 | 51 | 13 |
| -3 | -28 | 2 | -2 | 3 | -1 | -1 |
| 98,4 | 94,2 | 102,3 | 93,1 | 107,5 | 98,1 | 92,9 |
| 173 | 230 | 49 | 17 | 19 | 23 | 10 |
| 171 | 227 | 50 | 16 | 22 | 18 | 10 |
| -2 | -3 | 1 | -1 | 3 | -5 | - |
| 98,8 | 98,7 | 102,0 | 94,1 | 115,8 | 78,3 | 100,0 |
| 77 | 100 | 23 | 7 | 7 | 9 | 1 |
| 73 | 95 | 24 | 9 | 8 | 11 | 2 |
| -4 | -5 | 1 | 2 | 1 | 2 | 1 |
| 94,8 | 95,0 | 104,3 | 128,6 | 114,3 | 122,2 | 200,0 |
| 39 | 43 | 8 | 2 | 3 | 6 | 1 |
| 44 | 48 | 9 | 2 | 4 | 6 | 2 |
| 5 | 5 | 1 | - | 1 | - | 1 |
| 112,8 | 111,6 | 112,5 | 100,0 | 133,3 | 100,0 | 200,0 |
| 56 | 95 | 36 | 4 | 9 | 10 | - |
| 59 | 96 | 35 | 3 | 7 | 9 | 1 |
| 3 | 1 | -1 | -1 | -2 | -1 | 1 |
| 105,4 | 101,1 | 97,2 | 75,0 | 77,8 | 90,0 | x |
| 157 | 284 | 64 | 26 | 52 | 48 | 28 |
| 159 | 284 | 64 | 25 | 62 | 44 | 30 |
| 2 | - | - | -1 | 10 | -4 | 2 |
| 101,3 | 100,0 | 100,0 | 96,2 | 119,2 | 91,7 | 107,1 |
| 3160 | 6573 | 1961 | 586 | 793 | 771 | 280 |
| 3115 | 6553 | 1956 | 576 | 838 | 762 | 293 |
| -45 | -20 | -5 | -10 | 45 | -9 | 13 |
| 98,6 | 99,7 | 99,7 | 98,3 | 105,7 | 98,8 | 104,6 |
| 374 | 663 | 211 | 71 | 71 | 67 | 38 |
| 363 | 656 | 216 | 73 | 81 | 68 | 48 |
| -11 | -7 | 5 | 2 | 10 | 1 | 10 |
| 97,1 | 98,9 | 102,4 | 102,8 | 114,1 | 101,5 | 126,3 |
| 356 | 832 | 221 | 85 | 117 | 115 | 44 |
| 368 | 848 | 215 | 73 | 127 | 112 | 44 |
| 12 | 16 | -6 | -12 | 10 | -3 | - |
| 103,4 | 101,9 | 97,3 | 85,9 | 108,5 | 97,4 | 100,0 |
| 484 | 1168 | 371 | 118 | 206 | 161 | 70 |
| 486 | 1161 | 378 | 121 | 217 | 160 | 73 |
| 2 | -7 | 7 | 3 | 11 | -1 | 3 |
| 100,4 | 99,4 | 101,9 | 102,5 | 105,3 | 99,4 | 104,3 |

| działalność profesjonalna, naukowa i techniczna <i>professional, scientific and technical activities</i> | administrowanie i działalność wspierająca ^Δ <i>administrative and support service activities</i> | administracja publiczna i obrona narodowa; obowiązkowe zabezpieczenia społeczne <i>public administration and defence; compulsory social security</i> | edukacja <i>education</i> | opieka zdrowotna i pomoc społeczna <i>human health and social work activities</i> | działalność związana z kulturą, rozrywką i rekreacją <i>arts, entertainment and recreation</i> | pozostała działalność usługowa <i>other service activities</i> | Lp. No. |
|---|--|---|------------------------------|--|---|---|---------|
| 115 | 35 | — | 27 | 53 | 11 | 56 | 1 |
| 113 | 41 | — | 23 | 51 | 12 | 55 | 2 |
| -2 | 6 | — | -4 | -2 | 1 | -1 | 3 |
| 98,3 | 117,1 | x | 85,2 | 96,2 | 109,1 | 98,2 | 4 |
| 63 | 32 | — | 17 | 32 | 5 | 27 | 5 |
| 68 | 37 | — | 16 | 31 | 5 | 32 | 6 |
| 5 | 5 | — | -1 | -1 | — | 5 | 7 |
| 107,9 | 115,6 | x | 94,1 | 96,9 | 100,0 | 118,5 | 8 |
| 22 | 4 | — | 5 | 5 | 3 | 20 | 9 |
| 29 | 7 | — | 5 | 7 | 5 | 18 | 10 |
| 7 | 3 | — | — | 2 | 2 | -2 | 11 |
| 131,8 | 175,0 | x | 100,0 | 140,0 | 166,7 | 90,0 | 12 |
| 7 | 12 | — | 3 | 4 | 1 | 9 | 13 |
| 10 | 10 | — | 2 | 7 | 1 | 8 | 14 |
| 3 | -2 | — | -1 | 3 | — | -1 | 15 |
| 142,9 | 83,3 | x | 66,7 | 175,0 | 100,0 | 88,9 | 16 |
| 10 | 6 | — | 4 | 14 | 4 | 16 | 17 |
| 18 | 6 | — | 2 | 12 | 3 | 17 | 18 |
| 8 | — | — | -2 | -2 | -1 | 1 | 19 |
| 180,0 | 100,0 | x | 50,0 | 85,7 | 75,0 | 106,3 | 20 |
| 144 | 46 | — | 28 | 78 | 16 | 43 | 21 |
| 160 | 47 | — | 31 | 84 | 16 | 48 | 22 |
| 16 | 1 | — | 3 | 6 | — | 5 | 23 |
| 111,1 | 102,2 | x | 110,7 | 107,7 | 100,0 | 111,6 | 24 |
| 2068 | 963 | — | 517 | 881 | 184 | 1103 | 25 |
| 2183 | 969 | — | 539 | 933 | 188 | 1133 | 26 |
| 115 | 6 | — | 22 | 52 | 4 | 30 | 27 |
| 105,6 | 100,6 | x | 104,3 | 105,9 | 102,2 | 102,7 | 28 |
| 250 | 98 | — | 55 | 98 | 27 | 128 | 29 |
| 255 | 96 | — | 60 | 111 | 30 | 138 | 30 |
| 5 | -2 | — | 5 | 13 | 3 | 10 | 31 |
| 102,0 | 98,0 | x | 109,1 | 113,3 | 111,1 | 107,8 | 32 |
| 350 | 131 | — | 93 | 146 | 31 | 151 | 33 |
| 367 | 137 | — | 103 | 157 | 30 | 153 | 34 |
| 17 | 6 | — | 10 | 11 | -1 | 2 | 35 |
| 104,9 | 104,6 | x | 110,8 | 107,5 | 96,8 | 101,3 | 36 |
| 444 | 183 | — | 100 | 173 | 34 | 200 | 37 |
| 483 | 179 | — | 103 | 185 | 33 | 214 | 38 |
| 39 | -4 | — | 3 | 12 | -1 | 14 | 39 |
| 108,8 | 97,8 | x | 103,0 | 106,9 | 97,1 | 107,0 | 40 |

TABL. 4. OSOBY FIZYCZNE PROWADZĄCE DZIAŁALNOŚĆ GOSPODARCZĄ WEDŁUG SEKCJI
 NATURAL PERSONS CONDUCTING ECONOMIC ACTIVITY BY SECTIONS OF THE POLISH

| Lp. No. | WYSZCZEGÓLNIENIE SPECIFICATION a – 31 XII 2013 b – 31 XII 2014 c – przyrost/spadek increase/decrease d – 2013 = 100 | Ogółem Grand total | W tym | | |
|------------|---|-----------------------|--|-------------------|---|
| | | | rolnictwo, leśnictwo, łowiectwo i rybactwo agriculture, forestry and fishing | przemysł industry | |
| | | | | razem total | w tym przetwórstwo przemysłowe of which manufacturing |
| | PODREGION WARSZAWSKI WSCHODNI (dok.) | | | | |
| | SUBREGION WARSZAWSKI WSCHODNI (cont.) | | | | |
| | Powiat wołomiński (dok.) | | | | |
| | Powiat wołomiński (cont.) | | | | |
| 1 | M. Zielonka a | 2121 | 6 | 246 | 241 |
| 2 | b | 2099 | 5 | 251 | 245 |
| 3 | c | -22 | -1 | 5 | 4 |
| 4 | d | 99,0 | 83,3 | 102,0 | 101,7 |
| 5 | Gm. m-w. Radzymin a | 2258 | 28 | 252 | 231 |
| 6 | b | 2302 | 19 | 255 | 231 |
| 7 | c | 44 | -9 | 3 | - |
| 8 | d | 101,9 | 67,9 | 101,2 | 100,0 |
| 9 | Gm. m-w. Tłuszcz a | 1167 | 15 | 100 | 94 |
| 10 | b | 1179 | 10 | 98 | 90 |
| 11 | c | 12 | -5 | -2 | -4 |
| 12 | d | 101,0 | 66,7 | 98,0 | 95,7 |
| 13 | Gm. m-w. Wołomin a | 5296 | 24 | 534 | 511 |
| 14 | b | 5220 | 21 | 531 | 504 |
| 15 | c | -76 | -3 | -3 | -7 |
| 16 | d | 98,6 | 87,5 | 99,4 | 98,6 |
| 17 | Gm. w. Dąbrówka a | 525 | 25 | 64 | 61 |
| 18 | b | 535 | 17 | 68 | 64 |
| 19 | c | 10 | -8 | 4 | 3 |
| 20 | d | 101,9 | 68,0 | 106,3 | 104,9 |
| 21 | Gm. w. Jadów a | 397 | 7 | 40 | 40 |
| 22 | b | 401 | 6 | 43 | 43 |
| 23 | c | 4 | -1 | 3 | 3 |
| 24 | d | 101,0 | 85,7 | 107,5 | 107,5 |
| 25 | Gm. w. Klembów a | 599 | 16 | 48 | 43 |
| 26 | b | 612 | 11 | 51 | 46 |
| 27 | c | 13 | -5 | 3 | 3 |
| 28 | d | 102,2 | 68,8 | 106,3 | 107,0 |
| 29 | Gm. w. Poświętne a | 335 | 10 | 64 | 60 |
| 30 | b | 331 | 6 | 60 | 58 |
| 31 | c | -4 | -4 | -4 | -2 |
| 32 | d | 98,8 | 60,0 | 93,8 | 96,7 |
| 33 | Gm. w. Strachówka a | 94 | 3 | 5 | 5 |
| 34 | b | 101 | 5 | 7 | 7 |
| 35 | c | 7 | 2 | 2 | 2 |
| 36 | d | 107,4 | 166,7 | 140,0 | 140,0 |
| 37 | PODREGION WARSZAWSKI ZACHODNI a | 81356 | 1095 | 7301 | 6954 |
| 38 | SUBREGION WARSZAWSKI ZACHODNI b | 81910 | 637 | 7281 | 6941 |
| 39 | c | 554 | -458 | -20 | -13 |
| 40 | d | 100,7 | 58,2 | 99,7 | 99,8 |

POLSKIEJ KLASYFIKACJI DZIAŁALNOŚCI ORAZ PODREGIONÓW, POWIATÓW I GMIN (cd.)
CLASSIFICATION OF ACTIVITIES AND SUBREGIONS, POWIATS AND GMINAS (cont.)

Of which

| budownictwo <i>construction</i> | handel; naprawa pojazdów samochodo- wych ^Δ <i>trade; repair of motor vehicles^Δ</i> | transport i gospodarka magazynowa <i>transportation and storage</i> | zakwate- rowanie i gastronomia ^Δ <i>accommodation and catering^Δ</i> | informacja i komunikacja <i>information and communication</i> | działalność finansowa i ubezpiecze- niowa <i>financial and insurance activities</i> | obsługa rynku nieruchomości ^Δ <i>real estate activities</i> |
|------------------------------------|---|--|--|---|---|--|
| 269 | 584 | 153 | 48 | 102 | 66 | 48 |
| 266 | 552 | 147 | 56 | 105 | 62 | 50 |
| -3 | -32 | -6 | 8 | 3 | -4 | 2 |
| 98,9 | 94,5 | 96,1 | 116,7 | 102,9 | 93,9 | 104,2 |
| 303 | 689 | 219 | 59 | 74 | 74 | 20 |
| 304 | 713 | 215 | 59 | 70 | 71 | 15 |
| 1 | 24 | -4 | - | -4 | -3 | -5 |
| 100,3 | 103,5 | 98,2 | 100,0 | 94,6 | 95,9 | 75,0 |
| 248 | 337 | 117 | 28 | 16 | 54 | 4 |
| 238 | 337 | 118 | 27 | 22 | 55 | 4 |
| -10 | - | 1 | -1 | 6 | 1 | - |
| 96,0 | 100,0 | 100,9 | 96,4 | 137,5 | 101,9 | 100,0 |
| 756 | 1706 | 481 | 127 | 173 | 182 | 50 |
| 717 | 1680 | 469 | 115 | 177 | 183 | 53 |
| -39 | -26 | -12 | -12 | 4 | 1 | 3 |
| 94,8 | 98,5 | 97,5 | 90,6 | 102,3 | 100,5 | 106,0 |
| 86 | 151 | 58 | 8 | 9 | 18 | 3 |
| 86 | 161 | 66 | 9 | 10 | 20 | 2 |
| - | 10 | 8 | 1 | 1 | 2 | -1 |
| 100,0 | 106,6 | 113,8 | 112,5 | 111,1 | 111,1 | 66,7 |
| 98 | 123 | 18 | 15 | 8 | 16 | - |
| 95 | 125 | 18 | 17 | 9 | 15 | - |
| -3 | 2 | - | 2 | 1 | -1 | - |
| 96,9 | 101,6 | 100,0 | 113,3 | 112,5 | 93,8 | x |
| 112 | 191 | 61 | 18 | 13 | 10 | - |
| 113 | 191 | 62 | 18 | 16 | 10 | - |
| 1 | - | 1 | - | 3 | - | - |
| 100,9 | 100,0 | 101,6 | 100,0 | 123,1 | 100,0 | x |
| 45 | 106 | 36 | 8 | 3 | 6 | 2 |
| 47 | 106 | 37 | 7 | 3 | 4 | 3 |
| 2 | - | 1 | -1 | - | -2 | 1 |
| 104,4 | 100,0 | 102,8 | 87,5 | 100,0 | 66,7 | 150,0 |
| 29 | 23 | 15 | 1 | 1 | 2 | 1 |
| 32 | 23 | 15 | 1 | 1 | 2 | 1 |
| 3 | - | - | - | - | - | - |
| 110,3 | 100,0 | 100,0 | 100,0 | 100,0 | 100,0 | 100,0 |
| 9260 | 23760 | 6538 | 2191 | 3495 | 2711 | 1409 |
| 9053 | 23718 | 6517 | 2255 | 3739 | 2615 | 1456 |
| -207 | -42 | -21 | 64 | 244 | -96 | 47 |
| 97,8 | 99,8 | 99,7 | 102,9 | 107,0 | 96,5 | 103,3 |

| działalność profesjonalna, naukowa i techniczna <i>professional, scientific and technical activities</i> | administrowanie i działalność wspierająca [^] <i>administrative and support service activities</i> | administracja publiczna i obrona narodowa; obowiązkowe zabezpieczenia społeczne <i>public administration and defence; compulsory social security</i> | edukacja <i>education</i> | opieka zdrowotna i pomoc społeczna <i>human health and social work activities</i> | działalność związana z kulturą, rozrywką i rekreacją <i>arts, entertainment and recreation</i> | pozostała działalność usługowa <i>other service activities</i> | Lp. No. |
|---|--|---|------------------------------|--|---|---|-----------|
| 227 | 84 | - | 58 | 99 | 19 | 112 | 1 |
| 229 | 85 | - | 58 | 104 | 21 | 108 | 2 |
| 2 | 1 | - | - | 5 | 2 | -4 | 3 |
| 100,9 | 101,2 | x | 100,0 | 105,1 | 110,5 | 96,4 | 4 |
| 203 | 101 | - | 52 | 66 | 23 | 95 | 5 |
| 222 | 108 | - | 61 | 70 | 21 | 99 | 6 |
| 19 | 7 | - | 9 | 4 | -2 | 4 | 7 |
| 109,4 | 106,9 | x | 117,3 | 106,1 | 91,3 | 104,2 | 8 |
| 61 | 50 | - | 16 | 35 | 11 | 75 | 9 |
| 72 | 57 | - | 18 | 33 | 12 | 78 | 10 |
| 11 | 7 | - | 2 | -2 | 1 | 3 | 11 |
| 118,0 | 114,0 | x | 112,5 | 94,3 | 109,1 | 104,0 | 12 |
| 420 | 229 | - | 109 | 220 | 32 | 253 | 13 |
| 436 | 209 | - | 106 | 229 | 32 | 262 | 14 |
| 16 | -20 | - | -3 | 9 | - | 9 | 15 |
| 103,8 | 91,3 | x | 97,2 | 104,1 | 100,0 | 103,6 | 16 |
| 42 | 20 | - | 7 | 9 | 1 | 24 | 17 |
| 39 | 23 | - | 5 | 9 | 2 | 18 | 18 |
| -3 | 3 | - | -2 | - | 1 | -6 | 19 |
| 92,9 | 115,0 | x | 71,4 | 100,0 | 200,0 | 75,0 | 20 |
| 17 | 16 | - | 5 | 12 | 2 | 20 | 21 |
| 18 | 16 | - | 5 | 11 | 3 | 20 | 22 |
| 1 | - | - | - | -1 | 1 | - | 23 |
| 105,9 | 100,0 | x | 100,0 | 91,7 | 150,0 | 100,0 | 24 |
| 43 | 30 | - | 12 | 15 | 3 | 27 | 25 |
| 50 | 35 | - | 11 | 16 | 3 | 25 | 26 |
| 7 | 5 | - | -1 | 1 | - | -2 | 27 |
| 116,3 | 116,7 | x | 91,7 | 106,7 | 100,0 | 92,6 | 28 |
| 9 | 18 | - | 9 | 7 | 1 | 11 | 29 |
| 10 | 21 | - | 8 | 7 | 1 | 11 | 30 |
| 1 | 3 | - | -1 | - | - | - | 31 |
| 111,1 | 116,7 | x | 88,9 | 100,0 | 100,0 | 100,0 | 32 |
| 2 | 3 | - | 1 | 1 | - | 7 | 33 |
| 2 | 3 | - | 1 | 1 | - | 7 | 34 |
| - | - | - | - | - | - | - | 35 |
| 100,0 | 100,0 | x | 100,0 | 100,0 | x | 100,0 | 36 |
| 9758 | 2922 | 3 | 2317 | 4211 | 911 | 3474 | 37 |
| 10277 | 3085 | 3 | 2377 | 4405 | 947 | 3545 | 38 |
| 519 | 163 | - | 60 | 194 | 36 | 71 | 39 |
| 105,3 | 105,6 | 100,0 | 102,6 | 104,6 | 104,0 | 102,0 | 40 |

TABL. 4. OSOBY FIZYCZNE PROWADZĄCE DZIAŁALNOŚĆ GOSPODARCZĄ WEDŁUG SEKCJI
NATURAL PERSONS CONDUCTING ECONOMIC ACTIVITY BY SECTIONS OF THE POLISH

| Lp. No. | WYSZCZEGÓLNIENIE SPECIFICATION a – 31 XII 2013 b – 31 XII 2014 c – przyrost/spadek increase/decrease d – 2013 = 100 | Ogółem Grand total | W tym | | |
|--|---|-----------------------|--|-------------------|---|
| | | | rolnictwo, leśnictwo, łowiectwo i rybactwo agriculture, forestry and fishing | przemysł industry | |
| | | | | razem total | w tym przetwórstwo przemysłowe of which manufacturing |
| PODREGION WARSZAWSKI ZACHODNI (cd.) | | | | | |
| SUBREGION WARSZAWSKI ZACHODNI (cont.) | | | | | |
| 1 | Powiat grodziski a | 9447 | 85 | 965 | 916 |
| 2 | Powiat grodziski b | 9517 | 64 | 973 | 927 |
| 3 | c | 70 | -21 | 8 | 11 |
| 4 | d | 100,7 | 75,3 | 100,8 | 101,2 |
| 5 | M. Milanówek | 2239 | 16 | 276 | 263 |
| 6 | b | 2237 | 15 | 274 | 261 |
| 7 | c | -2 | -1 | -2 | -2 |
| 8 | d | 99,9 | 93,8 | 99,3 | 99,2 |
| 9 | M. Podkowa Leśna | 675 | 3 | 72 | 70 |
| 10 | b | 658 | 2 | 74 | 72 |
| 11 | c | -17 | -1 | 2 | 2 |
| 12 | d | 97,5 | 66,7 | 102,8 | 102,9 |
| 13 | Gm. m-w. Grodzisk Mazowiecki | 4480 | 36 | 440 | 421 |
| 14 | b | 4559 | 25 | 443 | 425 |
| 15 | c | 79 | -11 | 3 | 4 |
| 16 | d | 101,8 | 69,4 | 100,7 | 101,0 |
| 17 | Gm. w. Baranów | 298 | 14 | 28 | 28 |
| 18 | b | 295 | 7 | 27 | 27 |
| 19 | c | -3 | -7 | -1 | -1 |
| 20 | d | 99,0 | 50,0 | 96,4 | 96,4 |
| 21 | Gm. w. Jaktorów | 971 | 6 | 84 | 78 |
| 22 | b | 975 | 7 | 89 | 83 |
| 23 | c | 4 | 1 | 5 | 5 |
| 24 | d | 100,4 | 116,7 | 106,0 | 106,4 |
| 25 | Gm. w. Żabia Wola | 784 | 10 | 65 | 56 |
| 26 | b | 793 | 8 | 66 | 59 |
| 27 | c | 9 | -2 | 1 | 3 |
| 28 | d | 101,1 | 80,0 | 101,5 | 105,4 |
| 29 | Powiat grójecki a | 6542 | 301 | 546 | 515 |
| 30 | Powiat grójecki b | 6571 | 141 | 560 | 526 |
| 31 | c | 29 | -160 | 14 | 11 |
| 32 | d | 100,4 | 46,8 | 102,6 | 102,1 |
| 33 | Gm. m-w. Grójec | 2613 | 68 | 209 | 195 |
| 34 | b | 2588 | 33 | 214 | 200 |
| 35 | c | -25 | -35 | 5 | 5 |
| 36 | d | 99,0 | 48,5 | 102,4 | 102,6 |
| 37 | Gm. m-w. Mogielnica | 416 | 18 | 46 | 46 |
| 38 | b | 428 | 11 | 49 | 49 |
| 39 | c | 12 | -7 | 3 | 3 |
| 40 | d | 102,9 | 61,1 | 106,5 | 106,5 |

POLSKIEJ KLASYFIKACJI DZIAŁALNOŚCI ORAZ PODREGIONÓW, POWIATÓW I GMIN (cd.)
CLASSIFICATION OF ACTIVITIES AND SUBREGIONS, POWIATS AND GMINAS (cont.)

Of which

| budownictwo construction | handel; naprawa pojazdów samochodo- wych ^Δ trade; repair of motor vehicles ^Δ | transport i gospodarka magazynowa transportation and storage | zakwate- rowanie i gastronomia ^Δ accommodation and catering ^Δ | informacja i komunikacja information and communication | działalność finansowa i ubezpiecze- niowa financial and insurance activities | obsługa rynku nieruchomości ^Δ real estate activities |
|-----------------------------|--|--|---|---|--|--|
| 1106 | 2646 | 690 | 237 | 429 | 273 | 156 |
| 1112 | 2608 | 686 | 235 | 455 | 253 | 152 |
| 6 | -38 | -4 | -2 | 26 | -20 | -4 |
| 100,5 | 98,6 | 99,4 | 99,2 | 106,1 | 92,7 | 97,4 |
| 239 | 615 | 134 | 49 | 108 | 66 | 41 |
| 233 | 602 | 130 | 47 | 115 | 61 | 44 |
| -6 | -13 | -4 | -2 | 7 | -5 | 3 |
| 97,5 | 97,9 | 97,0 | 95,9 | 106,5 | 92,4 | 107,3 |
| 41 | 145 | 18 | 16 | 41 | 19 | 17 |
| 40 | 138 | 21 | 13 | 43 | 17 | 16 |
| -1 | -7 | 3 | -3 | 2 | -2 | -1 |
| 97,6 | 95,2 | 116,7 | 81,3 | 104,9 | 89,5 | 94,1 |
| 489 | 1292 | 340 | 114 | 202 | 122 | 75 |
| 497 | 1272 | 345 | 116 | 218 | 123 | 70 |
| 8 | -20 | 5 | 2 | 16 | 1 | -5 |
| 101,6 | 98,5 | 101,5 | 101,8 | 107,9 | 100,8 | 93,3 |
| 60 | 95 | 30 | 5 | 8 | 7 | 1 |
| 61 | 100 | 27 | 7 | 7 | 4 | 1 |
| 1 | 5 | -3 | 2 | -1 | -3 | - |
| 101,7 | 105,3 | 90,0 | 140,0 | 87,5 | 57,1 | 100,0 |
| 153 | 294 | 108 | 18 | 31 | 33 | 12 |
| 155 | 292 | 105 | 15 | 32 | 28 | 11 |
| 2 | -2 | -3 | -3 | 1 | -5 | -1 |
| 101,3 | 99,3 | 97,2 | 83,3 | 103,2 | 84,8 | 91,7 |
| 124 | 205 | 60 | 35 | 39 | 26 | 10 |
| 126 | 204 | 58 | 37 | 40 | 20 | 10 |
| 2 | -1 | -2 | 2 | 1 | -6 | - |
| 101,6 | 99,5 | 96,7 | 105,7 | 102,6 | 76,9 | 100,0 |
| 748 | 2401 | 564 | 229 | 122 | 214 | 47 |
| 751 | 2463 | 573 | 236 | 140 | 211 | 65 |
| 3 | 62 | 9 | 7 | 18 | -3 | 18 |
| 100,4 | 102,6 | 101,6 | 103,1 | 114,8 | 98,6 | 138,3 |
| 297 | 887 | 245 | 114 | 51 | 87 | 29 |
| 289 | 887 | 241 | 112 | 62 | 87 | 37 |
| -8 | - | -4 | -2 | 11 | - | 8 |
| 97,3 | 100,0 | 98,4 | 98,2 | 121,6 | 100,0 | 127,6 |
| 53 | 154 | 29 | 14 | 8 | 16 | 3 |
| 56 | 159 | 29 | 14 | 10 | 15 | 2 |
| 3 | 5 | - | - | 2 | -1 | -1 |
| 105,7 | 103,2 | 100,0 | 100,0 | 125,0 | 93,8 | 66,7 |

| działalność profesjonalna, naukowa i techniczna <i>professional, scientific and technical activities</i> | administrowanie i działalność wspierająca ^A <i>administrative and support service activities</i> | administracja publiczna i obrona narodowa; obowiązkowe zabezpieczenia społeczne <i>public administration and defence; compulsory social security</i> | edukacja <i>education</i> | opieka zdrowotna i pomoc społeczna <i>human health and social work activities</i> | działalność związana z kulturą, rozrywką i rekreacją <i>arts, entertainment and recreation</i> | pozostała działalność usługowa <i>other service activities</i> | Lp. No. |
|---|--|---|------------------------------|--|---|---|---------|
| 1104 | 361 | - | 313 | 553 | 128 | 401 | 1 |
| 1160 | 379 | - | 327 | 584 | 133 | 396 | 2 |
| 56 | 18 | - | 14 | 31 | 5 | -5 | 3 |
| 105,1 | 105,0 | x | 104,5 | 105,6 | 103,9 | 98,8 | 4 |
| 304 | 75 | - | 66 | 127 | 29 | 94 | 5 |
| 328 | 72 | - | 66 | 131 | 31 | 88 | 6 |
| 24 | -3 | - | - | 4 | 2 | -6 | 7 |
| 107,9 | 96,0 | x | 100,0 | 103,1 | 106,9 | 93,6 | 8 |
| 133 | 31 | - | 33 | 62 | 19 | 25 | 9 |
| 128 | 31 | - | 35 | 62 | 19 | 19 | 10 |
| -5 | - | - | 2 | - | - | -6 | 11 |
| 96,2 | 100,0 | x | 106,1 | 100,0 | 100,0 | 76,0 | 12 |
| 487 | 176 | - | 159 | 274 | 62 | 212 | 13 |
| 502 | 196 | - | 171 | 300 | 66 | 215 | 14 |
| 15 | 20 | - | 12 | 26 | 4 | 3 | 15 |
| 103,1 | 111,4 | x | 107,5 | 109,5 | 106,5 | 101,4 | 16 |
| 20 | 8 | - | 4 | 11 | - | 7 | 17 |
| 24 | 5 | - | 3 | 12 | - | 10 | 18 |
| 4 | -3 | - | -1 | 1 | - | 3 | 19 |
| 120,0 | 62,5 | x | 75,0 | 109,1 | x | 142,9 | 20 |
| 72 | 45 | - | 23 | 44 | 10 | 38 | 21 |
| 80 | 48 | - | 22 | 41 | 10 | 40 | 22 |
| 8 | 3 | - | -1 | -3 | - | 2 | 23 |
| 111,1 | 106,7 | x | 95,7 | 93,2 | 100,0 | 105,3 | 24 |
| 88 | 26 | - | 28 | 35 | 8 | 25 | 25 |
| 98 | 27 | - | 30 | 38 | 7 | 24 | 26 |
| 10 | 1 | - | 2 | 3 | -1 | -1 | 27 |
| 111,4 | 103,8 | x | 107,1 | 108,6 | 87,5 | 96,0 | 28 |
| 420 | 180 | 2 | 126 | 282 | 27 | 333 | 29 |
| 443 | 197 | 2 | 132 | 285 | 33 | 339 | 30 |
| 23 | 17 | - | 6 | 3 | 6 | 6 | 31 |
| 105,5 | 109,4 | 100,0 | 104,8 | 101,1 | 122,2 | 101,8 | 32 |
| 208 | 59 | - | 62 | 149 | 13 | 135 | 33 |
| 211 | 56 | - | 62 | 146 | 16 | 135 | 34 |
| 3 | -3 | - | - | -3 | 3 | - | 35 |
| 101,4 | 94,9 | x | 100,0 | 98,0 | 123,1 | 100,0 | 36 |
| 23 | 11 | 1 | 6 | 12 | - | 22 | 37 |
| 23 | 13 | 1 | 7 | 13 | - | 26 | 38 |
| - | 2 | - | 1 | 1 | - | 4 | 39 |
| 100,0 | 118,2 | 100,0 | 116,7 | 108,3 | x | 118,2 | 40 |

TABL. 4. OSOBY FIZYCZNE PROWADZĄCE DZIAŁALNOŚĆ GOSPODARCZĄ WEDŁUG SEKCJI
NATURAL PERSONS CONDUCTING ECONOMIC ACTIVITY BY SECTIONS OF THE POLISH

| Lp. No. | WYSZCZEGÓLNIENIE SPECIFICATION a – 31 XII 2013 b – 31 XII 2014 c – przyrost/spadek increase/decrease d – 2013 = 100 | Ogółem Grand total | W tym | | | |
|--|---|-----------------------|--|-------------------|---|--------------|
| | | | rolnictwo, leśnictwo, łowiectwo i rybactwo agriculture, forestry and fishing | przemysł industry | | |
| | | | | razem total | w tym przetwórstwo przemysłowe of which manufacturing | |
| PODREGION WARSZAWSKI ZACHODNI (cd.) | | | | | | |
| SUBREGION WARSZAWSKI ZACHODNI (cont.) | | | | | | |
| Powiat grójecki (dok.) | | | | | | |
| Powiat grójecki (cont.) | | | | | | |
| 1 | Gm. m-w. Nowe Miasto nad Pilicą | a | 426 | 22 | 40 | 38 |
| 2 | | b | 422 | 7 | 38 | 36 |
| 3 | | c | -4 | -15 | -2 | -2 |
| 4 | | d | 99,1 | 31,8 | 95,0 | 94,7 |
| 5 | Gm. m-w. Warka | a | 1131 | 48 | 103 | 96 |
| 6 | | b | 1153 | 21 | 108 | 100 |
| 7 | | c | 22 | -27 | 5 | 4 |
| 8 | | d | 101,9 | 43,8 | 104,9 | 104,2 |
| 9 | Gm. w. Belsk Duży | a | 318 | 35 | 26 | 25 |
| 10 | | b | 319 | 21 | 25 | 24 |
| 11 | | c | 1 | -14 | -1 | -1 |
| 12 | | d | 100,3 | 60,0 | 96,2 | 96,0 |
| 13 | Gm. w. Błędów | a | 429 | 36 | 33 | 32 |
| 14 | | b | 426 | 15 | 36 | 35 |
| 15 | | c | -3 | -21 | 3 | 3 |
| 16 | | d | 99,3 | 41,7 | 109,1 | 109,4 |
| 17 | Gm. w. Chynów | a | 558 | 28 | 41 | 39 |
| 18 | | b | 555 | 14 | 41 | 38 |
| 19 | | c | -3 | -14 | - | -1 |
| 20 | | d | 99,5 | 50,0 | 100,0 | 97,4 |
| 21 | Gm. w. Goszczyn | a | 148 | 15 | 12 | 11 |
| 22 | | b | 155 | 6 | 14 | 12 |
| 23 | | c | 7 | -9 | 2 | 1 |
| 24 | | d | 104,7 | 40,0 | 116,7 | 109,1 |
| 25 | Gm. w. Jasieniec | a | 245 | 11 | 19 | 18 |
| 26 | | b | 258 | 5 | 20 | 19 |
| 27 | | c | 13 | -6 | 1 | 1 |
| 28 | | d | 105,3 | 45,5 | 105,3 | 105,6 |
| 29 | Gm. w. Pniewy | a | 258 | 20 | 17 | 15 |
| 30 | | b | 267 | 8 | 15 | 13 |
| 31 | | c | 9 | -12 | -2 | -2 |
| 32 | | d | 103,5 | 40,0 | 88,2 | 86,7 |
| 33 | Powiat piaseczyński | a | 19602 | 191 | 1670 | 1587 |
| 34 | Powiat piaseczyński | b | 19968 | 134 | 1673 | 1598 |
| 35 | | c | 366 | -57 | 3 | 11 |
| 36 | | d | 101,9 | 70,2 | 100,2 | 100,7 |
| 37 | Gm. m-w. Góra Kalwaria | a | 2427 | 42 | 206 | 198 |
| 38 | | b | 2456 | 27 | 195 | 187 |
| 39 | | c | 29 | -15 | -11 | -11 |
| 40 | | d | 101,2 | 64,3 | 94,7 | 94,4 |

POLSKIEJ KLASYFIKACJI DZIAŁALNOŚCI ORAZ PODREGIONÓW, POWIATÓW I GMIN (cd.)
CLASSIFICATION OF ACTIVITIES AND SUBREGIONS, POWIATS AND GMINAS (cont.)

Of which

| budownictwo construction | handel; naprawa pojazdów samochodo- wych ^Δ trade; repair of motor vehicles ^Δ | transport i gospodarka magazynowa transportation and storage | zakwate- rowanie i gastronomia ^Δ accommodation and catering ^Δ | informacja i komunikacja information and communication | działalność finansowa i ubezpiecze- niowa financial and insurance activities | obsługa rynku nieruchomości ^Δ real estate activities |
|-----------------------------|--|--|---|---|--|--|
| 50 | 160 | 34 | 8 | 5 | 10 | 6 |
| 48 | 168 | 35 | 10 | 5 | 9 | 7 |
| -2 | 8 | 1 | 2 | - | -1 | 1 |
| 96,0 | 105,0 | 102,9 | 125,0 | 100,0 | 90,0 | 116,7 |
| 126 | 416 | 84 | 37 | 24 | 36 | 6 |
| 128 | 415 | 87 | 48 | 29 | 32 | 11 |
| 2 | -1 | 3 | 11 | 5 | -4 | 5 |
| 101,6 | 99,8 | 103,6 | 129,7 | 120,8 | 88,9 | 183,3 |
| 38 | 107 | 20 | 13 | 9 | 11 | 3 |
| 39 | 121 | 23 | 11 | 6 | 13 | 3 |
| 1 | 14 | 3 | -2 | -3 | 2 | - |
| 102,6 | 113,1 | 115,0 | 84,6 | 66,7 | 118,2 | 100,0 |
| 32 | 195 | 51 | 15 | 4 | 12 | - |
| 34 | 196 | 51 | 17 | 6 | 12 | 1 |
| 2 | 1 | - | 2 | 2 | - | 1 |
| 106,3 | 100,5 | 100,0 | 113,3 | 150,0 | 100,0 | x |
| 86 | 188 | 37 | 17 | 11 | 21 | - |
| 90 | 195 | 43 | 13 | 11 | 20 | - |
| 4 | 7 | 6 | -4 | - | -1 | - |
| 104,7 | 103,7 | 116,2 | 76,5 | 100,0 | 95,2 | x |
| 12 | 72 | 16 | 2 | 2 | 4 | - |
| 12 | 79 | 17 | 3 | 3 | 4 | - |
| - | 7 | 1 | 1 | 1 | - | - |
| 100,0 | 109,7 | 106,3 | 150,0 | 150,0 | 100,0 | x |
| 29 | 104 | 20 | 4 | 3 | 9 | - |
| 27 | 114 | 21 | 3 | 1 | 12 | 1 |
| -2 | 10 | 1 | -1 | -2 | 3 | 1 |
| 93,1 | 109,6 | 105,0 | 75,0 | 33,3 | 133,3 | x |
| 25 | 118 | 28 | 5 | 5 | 8 | - |
| 28 | 129 | 26 | 5 | 7 | 7 | 3 |
| 3 | 11 | -2 | - | 2 | -1 | 3 |
| 112,0 | 109,3 | 92,9 | 100,0 | 140,0 | 87,5 | x |
| 2099 | 4969 | 1233 | 515 | 1146 | 712 | 443 |
| 2051 | 5036 | 1236 | 545 | 1211 | 683 | 444 |
| -48 | 67 | 3 | 30 | 65 | -29 | 1 |
| 97,7 | 101,3 | 100,2 | 105,8 | 105,7 | 95,9 | 100,2 |
| 355 | 764 | 251 | 81 | 59 | 76 | 25 |
| 365 | 778 | 250 | 79 | 63 | 75 | 25 |
| 10 | 14 | -1 | -2 | 4 | -1 | - |
| 102,8 | 101,8 | 99,6 | 97,5 | 106,8 | 98,7 | 100,0 |

| działalność profesjonalna, naukowa i techniczna <i>professional, scientific and technical activities</i> | administrowanie i działalność wspierająca ^Δ <i>administrative and support service activities</i> | administracja publiczna i obrona narodowa; obowiązkowe zabezpieczenia społeczne <i>public administration and defence; compulsory social security</i> | edukacja <i>education</i> | opieka zdrowotna i pomoc społeczna <i>human health and social work activities</i> | działalność związana z kulturą, rozrywką i rekreacją <i>arts, entertainment and recreation</i> | pozostała działalność usługowa <i>other service activities</i> | Lp. No. |
|---|--|---|------------------------------|--|---|---|---------|
| 17 | 9 | - | 3 | 35 | 2 | 25 | 1 |
| 22 | 10 | - | 4 | 35 | 2 | 22 | 2 |
| 5 | 1 | - | 1 | - | - | -3 | 3 |
| 129,4 | 111,1 | x | 133,3 | 100,0 | 100,0 | 88,0 | 4 |
| 70 | 45 | - | 28 | 42 | 3 | 63 | 5 |
| 72 | 56 | - | 30 | 48 | 3 | 65 | 6 |
| 2 | 11 | - | 2 | 6 | - | 2 | 7 |
| 102,9 | 124,4 | x | 107,1 | 114,3 | 100,0 | 103,2 | 8 |
| 22 | 3 | - | 3 | 11 | 1 | 16 | 9 |
| 24 | 4 | - | 3 | 10 | 1 | 15 | 10 |
| 2 | 1 | - | - | -1 | - | -1 | 11 |
| 109,1 | 133,3 | x | 100,0 | 90,9 | 100,0 | 93,8 | 12 |
| 14 | 11 | - | 4 | 3 | 3 | 16 | 13 |
| 17 | 12 | - | 4 | 4 | 4 | 17 | 14 |
| 3 | 1 | - | - | 1 | 1 | 1 | 15 |
| 121,4 | 109,1 | x | 100,0 | 133,3 | 133,3 | 106,3 | 16 |
| 37 | 25 | 1 | 14 | 13 | 2 | 37 | 17 |
| 37 | 25 | 1 | 13 | 11 | 3 | 38 | 18 |
| - | - | - | -1 | -2 | 1 | 1 | 19 |
| 100,0 | 100,0 | 100,0 | 92,9 | 84,6 | 150,0 | 102,7 | 20 |
| 2 | 5 | - | 1 | 2 | 1 | 2 | 21 |
| 3 | 6 | - | 1 | 2 | 1 | 4 | 22 |
| 1 | 1 | - | - | - | - | 2 | 23 |
| 150,0 | 120,0 | x | 100,0 | 100,0 | 100,0 | 200,0 | 24 |
| 19 | 4 | - | 1 | 9 | 1 | 12 | 25 |
| 22 | 7 | - | 3 | 9 | 1 | 12 | 26 |
| 3 | 3 | - | 2 | - | - | - | 27 |
| 115,8 | 175,0 | x | 300,0 | 100,0 | 100,0 | 100,0 | 28 |
| 8 | 8 | - | 4 | 6 | 1 | 5 | 29 |
| 12 | 8 | - | 5 | 7 | 2 | 5 | 30 |
| 4 | - | - | 1 | 1 | 1 | - | 31 |
| 150,0 | 100,0 | x | 125,0 | 116,7 | 200,0 | 100,0 | 32 |
| 3027 | 808 | - | 673 | 1048 | 269 | 799 | 33 |
| 3209 | 847 | - | 674 | 1109 | 285 | 831 | 34 |
| 182 | 39 | - | 1 | 61 | 16 | 32 | 35 |
| 106,0 | 104,8 | x | 100,1 | 105,8 | 105,9 | 104,0 | 36 |
| 206 | 106 | - | 44 | 81 | 26 | 105 | 37 |
| 223 | 106 | - | 50 | 90 | 24 | 106 | 38 |
| 17 | - | - | 6 | 9 | -2 | 1 | 39 |
| 108,3 | 100,0 | x | 113,6 | 111,1 | 92,3 | 101,0 | 40 |

TABL. 4. OSOBY FIZYCZNE PROWADZĄCE DZIAŁALNOŚĆ GOSPODARCZĄ WEDŁUG SEKCJI
NATURAL PERSONS CONDUCTING ECONOMIC ACTIVITY BY SECTIONS OF THE POLISH

| Lp. No. | WYSZCZEGÓLNIENIE SPECIFICATION a – 31 XII 2013 b – 31 XII 2014 c – przyrost/spadek increase/decrease d – 2013 = 100 | Ogółem Grand total | W tym | | | |
|--|---|-----------------------|--|-------------------|---|-------------|
| | | | rolnictwo, leśnictwo, łowiectwo i rybactwo agriculture, forestry and fishing | przemysł industry | | |
| | | | | razem total | w tym przetwórstwo przemysłowe of which manufacturing | |
| PODREGION WARSZAWSKI ZACHODNI (cd.) | | | | | | |
| SUBREGION WARSZAWSKI ZACHODNI (cont.) | | | | | | |
| Powiat piaseczyński (dok.) | | | | | | |
| Powiat piaseczyński (cont.) | | | | | | |
| 1 | Gm. m-w. Konstancin-Jeziorna | a | 2874 | 11 | 215 | 204 |
| 2 | | b | 2915 | 7 | 219 | 210 |
| 3 | | c | 41 | -4 | 4 | 6 |
| 4 | | d | 101,4 | 63,6 | 101,9 | 102,9 |
| 5 | Gm. m-w. Piaseczno | a | 9411 | 59 | 890 | 845 |
| 6 | | b | 9543 | 48 | 899 | 861 |
| 7 | | c | 132 | -11 | 9 | 16 |
| 8 | | d | 101,4 | 81,4 | 101,0 | 101,9 |
| 9 | Gm. m-w. Tarczyn..... | a | 1027 | 26 | 65 | 59 |
| 10 | | b | 1014 | 12 | 57 | 51 |
| 11 | | c | -13 | -14 | -8 | -8 |
| 12 | | d | 98,7 | 46,2 | 87,7 | 86,4 |
| 13 | Gm. w. Lesznowola | a | 2965 | 45 | 208 | 202 |
| 14 | | b | 3112 | 35 | 209 | 202 |
| 15 | | c | 147 | -10 | 1 | - |
| 16 | | d | 105,0 | 77,8 | 100,5 | 100,0 |
| 17 | Gm. w. Prażmów | a | 898 | 8 | 86 | 79 |
| 18 | | b | 928 | 5 | 94 | 87 |
| 19 | | c | 30 | -3 | 8 | 8 |
| 20 | | d | 103,3 | 62,5 | 109,3 | 110,1 |
| 21 | Powiat pruszkowski | a | 19618 | 118 | 1944 | 1870 |
| 22 | Powiat pruszkowski | b | 19683 | 82 | 1936 | 1861 |
| 23 | | c | 65 | -36 | -8 | -9 |
| 24 | | d | 100,3 | 69,5 | 99,6 | 99,5 |
| 25 | M. Piastów | a | 2775 | 8 | 287 | 283 |
| 26 | | b | 2752 | 4 | 287 | 283 |
| 27 | | c | -23 | -4 | - | - |
| 28 | | d | 99,2 | 50,0 | 100,0 | 100,0 |
| 29 | M. Pruszków | a | 6821 | 27 | 628 | 610 |
| 30 | | b | 6830 | 17 | 605 | 586 |
| 31 | | c | 9 | -10 | -23 | -24 |
| 32 | | d | 100,1 | 63,0 | 96,3 | 96,1 |
| 33 | Gm. m-w. Brwinów | a | 3246 | 35 | 352 | 333 |
| 34 | | b | 3196 | 28 | 341 | 322 |
| 35 | | c | -50 | -7 | -11 | -11 |
| 36 | | d | 98,5 | 80,0 | 96,9 | 96,7 |
| 37 | Gm. w. Michałowice | a | 2564 | 16 | 281 | 273 |
| 38 | | b | 2557 | 10 | 283 | 275 |
| 39 | | c | -7 | -6 | 2 | 2 |
| 40 | | d | 99,7 | 62,5 | 100,7 | 100,7 |

POLSKIEJ KLASYFIKACJI DZIAŁALNOŚCI ORAZ PODREGIONÓW, POWIATÓW I GMIN (cd.)
CLASSIFICATION OF ACTIVITIES AND SUBREGIONS, POWIATS AND GMINAS (cont.)

Of which

| budownictwo <i>construction</i> | handel; naprawa pojazdów samochodo- wych ^Δ <i>trade; repair of motor vehicles^Δ</i> | transport i gospodarka magazynowa <i>transportation and storage</i> | zakwatero- wanie i gastronomia ^Δ <i>accommodation and catering^Δ</i> | informacja i komunikacja <i>information and communication</i> | działalność finansowa i ubezpiecze- niowa <i>financial and insurance activities</i> | obsługa rynku nieruchomości ^Δ <i>real estate activities</i> |
|------------------------------------|---|--|--|---|---|--|
| 322 | 674 | 152 | 74 | 136 | 108 | 89 |
| 312 | 678 | 153 | 80 | 147 | 102 | 88 |
| -10 | 4 | 1 | 6 | 11 | -6 | -1 |
| 96,9 | 100,6 | 100,7 | 108,1 | 108,1 | 94,4 | 98,9 |
| 916 | 2182 | 443 | 233 | 653 | 369 | 225 |
| 866 | 2178 | 446 | 246 | 690 | 354 | 227 |
| -50 | -4 | 3 | 13 | 37 | -15 | 2 |
| 94,5 | 99,8 | 100,7 | 105,6 | 105,7 | 95,9 | 100,9 |
| 118 | 365 | 143 | 28 | 30 | 26 | 17 |
| 114 | 367 | 144 | 32 | 29 | 24 | 16 |
| -4 | 2 | 1 | 4 | -1 | -2 | -1 |
| 96,6 | 100,5 | 100,7 | 114,3 | 96,7 | 92,3 | 94,1 |
| 262 | 759 | 177 | 74 | 212 | 94 | 73 |
| 255 | 806 | 178 | 79 | 228 | 94 | 78 |
| -7 | 47 | 1 | 5 | 16 | - | 5 |
| 97,3 | 106,2 | 100,6 | 106,8 | 107,5 | 100,0 | 106,8 |
| 126 | 225 | 67 | 25 | 56 | 39 | 14 |
| 139 | 229 | 65 | 29 | 54 | 34 | 10 |
| 13 | 4 | -2 | 4 | -2 | -5 | -4 |
| 110,3 | 101,8 | 97,0 | 116,0 | 96,4 | 87,2 | 71,4 |
| 2174 | 5502 | 1513 | 490 | 892 | 700 | 358 |
| 2105 | 5417 | 1477 | 525 | 961 | 676 | 372 |
| -69 | -85 | -36 | 35 | 69 | -24 | 14 |
| 96,8 | 98,5 | 97,6 | 107,1 | 107,7 | 96,6 | 103,9 |
| 333 | 854 | 200 | 70 | 119 | 129 | 42 |
| 317 | 839 | 197 | 76 | 130 | 117 | 51 |
| -16 | -15 | -3 | 6 | 11 | -12 | 9 |
| 95,2 | 98,2 | 98,5 | 108,6 | 109,2 | 90,7 | 121,4 |
| 794 | 1872 | 527 | 157 | 300 | 279 | 93 |
| 776 | 1845 | 504 | 170 | 336 | 274 | 93 |
| -18 | -27 | -23 | 13 | 36 | -5 | - |
| 97,7 | 98,6 | 95,6 | 108,3 | 112,0 | 98,2 | 100,0 |
| 371 | 870 | 208 | 59 | 170 | 104 | 45 |
| 355 | 841 | 205 | 57 | 179 | 102 | 46 |
| -16 | -29 | -3 | -2 | 9 | -2 | 1 |
| 95,7 | 96,7 | 98,6 | 96,6 | 105,3 | 98,1 | 102,2 |
| 262 | 612 | 129 | 50 | 123 | 87 | 71 |
| 239 | 598 | 123 | 51 | 130 | 83 | 69 |
| -23 | -14 | -6 | 1 | 7 | -4 | -2 |
| 91,2 | 97,7 | 95,3 | 102,0 | 105,7 | 95,4 | 97,2 |

| działalność profesjonalna, naukowa i techniczna <i>professional, scientific and technical activities</i> | administrowanie i działalność wspierająca [^] <i>administrative and support service activities</i> | administracja publiczna i obrona narodowa; obowiązkowe zabezpieczenia społeczne <i>public administration and defence; compulsory social security</i> | edukacja <i>education</i> | opieka zdrowotna i pomoc społeczna <i>human health and social work activities</i> | działalność związana z kulturą, rozrywką i rekreacją <i>arts, entertainment and recreation</i> | pozostała działalność usługowa <i>other service activities</i> | Lp. No. |
|---|--|---|------------------------------|--|---|---|---------|
| 523 | 127 | - | 100 | 187 | 45 | 111 | 1 |
| 542 | 139 | - | 94 | 192 | 51 | 111 | 2 |
| 19 | 12 | - | -6 | 5 | 6 | - | 3 |
| 103,6 | 109,4 | x | 94,0 | 102,7 | 113,3 | 100,0 | 4 |
| 1565 | 384 | - | 380 | 579 | 137 | 396 | 5 |
| 1655 | 397 | - | 371 | 613 | 140 | 413 | 6 |
| 90 | 13 | - | -9 | 34 | 3 | 17 | 7 |
| 105,8 | 103,4 | x | 97,6 | 105,9 | 102,2 | 104,3 | 8 |
| 81 | 28 | - | 24 | 18 | 4 | 54 | 9 |
| 89 | 31 | - | 24 | 22 | 4 | 49 | 10 |
| 8 | 3 | - | - | 4 | - | -5 | 11 |
| 109,9 | 110,7 | x | 100,0 | 122,2 | 100,0 | 90,7 | 12 |
| 538 | 120 | - | 100 | 148 | 50 | 105 | 13 |
| 578 | 128 | - | 108 | 159 | 58 | 119 | 14 |
| 40 | 8 | - | 8 | 11 | 8 | 14 | 15 |
| 107,4 | 106,7 | x | 108,0 | 107,4 | 116,0 | 113,3 | 16 |
| 114 | 43 | - | 25 | 35 | 7 | 28 | 17 |
| 122 | 46 | - | 27 | 33 | 8 | 33 | 18 |
| 8 | 3 | - | 2 | -2 | 1 | 5 | 19 |
| 107,0 | 107,0 | x | 108,0 | 94,3 | 114,3 | 117,9 | 20 |
| 2583 | 732 | - | 569 | 1009 | 218 | 816 | 21 |
| 2655 | 776 | - | 599 | 1044 | 222 | 836 | 22 |
| 72 | 44 | - | 30 | 35 | 4 | 20 | 23 |
| 102,8 | 106,0 | x | 105,3 | 103,5 | 101,8 | 102,5 | 24 |
| 296 | 97 | - | 69 | 142 | 26 | 103 | 25 |
| 287 | 104 | - | 77 | 138 | 22 | 106 | 26 |
| -9 | 7 | - | 8 | -4 | -4 | 3 | 27 |
| 97,0 | 107,2 | x | 111,6 | 97,2 | 84,6 | 102,9 | 28 |
| 861 | 270 | - | 212 | 379 | 77 | 345 | 29 |
| 898 | 287 | - | 217 | 386 | 78 | 344 | 30 |
| 37 | 17 | - | 5 | 7 | 1 | -1 | 31 |
| 104,3 | 106,3 | x | 102,4 | 101,8 | 101,3 | 99,7 | 32 |
| 460 | 125 | - | 102 | 165 | 52 | 128 | 33 |
| 444 | 121 | - | 110 | 171 | 54 | 142 | 34 |
| -16 | -4 | - | 8 | 6 | 2 | 14 | 35 |
| 96,5 | 96,8 | x | 107,8 | 103,6 | 103,8 | 110,9 | 36 |
| 475 | 89 | - | 81 | 180 | 30 | 78 | 37 |
| 501 | 89 | - | 82 | 190 | 31 | 78 | 38 |
| 26 | - | - | 1 | 10 | 1 | - | 39 |
| 105,5 | 100,0 | x | 101,2 | 105,6 | 103,3 | 100,0 | 40 |

TABL. 4. OSOBY FIZYCZNE PROWADZĄCE DZIAŁALNOŚĆ GOSPODARCZĄ WEDŁUG SEKCJI
NATURAL PERSONS CONDUCTING ECONOMIC ACTIVITY BY SECTIONS OF THE POLISH

| Lp. No. | WYSZCZEGÓLNIENIE SPECIFICATION a – 31 XII 2013 b – 31 XII 2014 c – przyrost/spadek increase/decrease d – 2013 = 100 | Ogółem <i>Grand total</i> | W tym | | | |
|--|---|------------------------------|---|--------------------------|---|-------------|
| | | | rolnictwo, leśnictwo, łowiectwo i rybactwo <i>agriculture, forestry and fishing</i> | przemysł <i>industry</i> | | |
| | | | | razem <i>total</i> | w tym przetwórstwo przemysłowe <i>of which manufacturing</i> | |
| PODREGION WARSZAWSKI ZACHODNI (cd.) | | | | | | |
| SUBREGION WARSZAWSKI ZACHODNI (cont.) | | | | | | |
| Powiat pruszkowski (dok.) | | | | | | |
| Powiat pruszkowski (cont.) | | | | | | |
| 1 | Gm. w. Nadarzyn | a | 1580 | 13 | 106 | 97 |
| 2 | | b | 1664 | 10 | 123 | 113 |
| 3 | | c | 84 | -3 | 17 | 16 |
| 4 | | d | 105,3 | 76,9 | 116,0 | 116,5 |
| 5 | Gm. w. Raszyn | a | 2632 | 19 | 290 | 274 |
| 6 | | b | 2684 | 13 | 297 | 282 |
| 7 | | c | 52 | -6 | 7 | 8 |
| 8 | | d | 102,0 | 68,4 | 102,4 | 102,9 |
| 9 | Powiat sochaczewski | a | 6742 | 183 | 499 | 472 |
| 10 | Powiat sochaczewski | b | 6657 | 85 | 497 | 469 |
| 11 | | c | -85 | -98 | -2 | -3 |
| 12 | | d | 98,7 | 46,4 | 99,6 | 99,4 |
| 13 | M. Sochaczew | a | 3525 | 32 | 235 | 231 |
| 14 | | b | 3448 | 9 | 223 | 218 |
| 15 | | c | -77 | -23 | -12 | -13 |
| 16 | | d | 97,8 | 28,1 | 94,9 | 94,4 |
| 17 | Gm. w. Brochów | a | 309 | 15 | 20 | 19 |
| 18 | | b | 299 | 3 | 16 | 15 |
| 19 | | c | -10 | -12 | -4 | -4 |
| 20 | | d | 96,8 | 20,0 | 80,0 | 78,9 |
| 21 | Gm. w. Ilów | a | 395 | 30 | 29 | 24 |
| 22 | | b | 395 | 12 | 36 | 29 |
| 23 | | c | - | -18 | 7 | 5 |
| 24 | | d | 100,0 | 40,0 | 124,1 | 120,8 |
| 25 | Gm. w. Młodzieszyn | a | 297 | 15 | 23 | 15 |
| 26 | | b | 280 | 9 | 22 | 16 |
| 27 | | c | -17 | -6 | -1 | 1 |
| 28 | | d | 94,3 | 60,0 | 95,7 | 106,7 |
| 29 | Gm. w. Nowa Sucha | a | 379 | 31 | 34 | 34 |
| 30 | | b | 378 | 15 | 30 | 30 |
| 31 | | c | -1 | -16 | -4 | -4 |
| 32 | | d | 99,7 | 48,4 | 88,2 | 88,2 |
| 33 | Gm. w. Rybno | a | 140 | 16 | 10 | 9 |
| 34 | | b | 143 | 11 | 11 | 10 |
| 35 | | c | 3 | -5 | 1 | 1 |
| 36 | | d | 102,1 | 68,8 | 110,0 | 111,1 |

POLSKIEJ KLASYFIKACJI DZIAŁALNOŚCI ORAZ PODREGIONÓW, POWIATÓW I GMIN (cd.)
CLASSIFICATION OF ACTIVITIES AND SUBREGIONS, POWIATS AND GMINAS (cont.)

Of which

| <i>budownictwo construction</i> | <i>handel; naprawa pojazdów samochodo- wych^Δ trade; repair of motor vehicles^Δ</i> | <i>transport i gospodarka magazynowa transportation and storage</i> | <i>zakwatero- wanie i gastronomia^Δ accommodation and catering^Δ</i> | <i>informacja i komunikacja information and communication</i> | <i>działalność finansowa i ubezpiecze- niowa financial and insurance activities</i> | <i>obsługa rynku nieruchomości^Δ real estate activities</i> |
|-------------------------------------|---|---|--|---|---|---|
| 154 | 497 | 119 | 54 | 85 | 48 | 31 |
| 153 | 493 | 124 | 58 | 91 | 49 | 37 |
| -1 | -4 | 5 | 4 | 6 | 1 | 6 |
| 99,4 | 99,2 | 104,2 | 107,4 | 107,1 | 102,1 | 119,4 |
| 260 | 797 | 330 | 100 | 95 | 53 | 76 |
| 265 | 801 | 324 | 113 | 95 | 51 | 76 |
| 5 | 4 | -6 | 13 | - | -2 | - |
| 101,9 | 100,5 | 98,2 | 113,0 | 100,0 | 96,2 | 100,0 |
| 923 | 2266 | 926 | 171 | 148 | 187 | 51 |
| 903 | 2256 | 944 | 176 | 164 | 172 | 54 |
| -20 | -10 | 18 | 5 | 16 | -15 | 3 |
| 97,8 | 99,6 | 101,9 | 102,9 | 110,8 | 92,0 | 105,9 |
| 454 | 1188 | 427 | 81 | 84 | 131 | 33 |
| 433 | 1173 | 420 | 78 | 92 | 120 | 33 |
| -21 | -15 | -7 | -3 | 8 | -11 | - |
| 95,4 | 98,7 | 98,4 | 96,3 | 109,5 | 91,6 | 100,0 |
| 48 | 125 | 47 | 5 | 1 | 1 | - |
| 45 | 122 | 53 | 9 | 2 | 1 | 1 |
| -3 | -3 | 6 | 4 | 1 | - | 1 |
| 93,8 | 97,6 | 112,8 | 180,0 | 200,0 | 100,0 | x |
| 59 | 118 | 81 | 6 | 7 | 5 | 1 |
| 58 | 120 | 91 | 6 | 6 | 3 | 2 |
| -1 | 2 | 10 | - | -1 | -2 | 1 |
| 98,3 | 101,7 | 112,3 | 100,0 | 85,7 | 60,0 | 200,0 |
| 47 | 105 | 48 | 11 | 3 | 5 | - |
| 50 | 98 | 46 | 9 | 3 | 6 | 1 |
| 3 | -7 | -2 | -2 | - | 1 | 1 |
| 106,4 | 93,3 | 95,8 | 81,8 | 100,0 | 120,0 | x |
| 61 | 104 | 56 | 5 | 7 | 11 | 3 |
| 63 | 111 | 63 | 5 | 8 | 11 | 2 |
| 2 | 7 | 7 | - | 1 | - | -1 |
| 103,3 | 106,7 | 112,5 | 100,0 | 114,3 | 100,0 | 66,7 |
| 9 | 55 | 24 | 1 | - | 2 | 1 |
| 11 | 53 | 28 | 2 | - | 1 | 1 |
| 2 | -2 | 4 | 1 | - | -1 | - |
| 122,2 | 96,4 | 116,7 | 200,0 | x | 50,0 | 100,0 |

| działalność profesjonalna, naukowa i techniczna <i>professional, scientific and technical activities</i> | administrowanie i działalność wspierająca ^Δ <i>administrative and support service activities</i> | administracja publiczna i obrona narodowa; obowiązkowe zabezpieczenia społeczne <i>public administration and defence; compulsory social security</i> | edukacja <i>education</i> | opieka zdrowotna i pomoc społeczna <i>human health and social work activities</i> | działalność związana z kulturą, rozrywką i rekreacją <i>arts, entertainment and recreation</i> | pozostała działalność usługowa <i>other service activities</i> | Lp. No. |
|---|--|---|------------------------------|--|---|---|---------|
| 233 | 61 | - | 43 | 72 | 11 | 53 | 1 |
| 253 | 70 | - | 46 | 82 | 13 | 62 | 2 |
| 20 | 9 | - | 3 | 10 | 2 | 9 | 3 |
| 108,6 | 114,8 | x | 107,0 | 113,9 | 118,2 | 117,0 | 4 |
| 258 | 90 | - | 62 | 71 | 22 | 109 | 5 |
| 272 | 105 | - | 67 | 77 | 24 | 104 | 6 |
| 14 | 15 | - | 5 | 6 | 2 | -5 | 7 |
| 105,4 | 116,7 | x | 108,1 | 108,5 | 109,1 | 95,4 | 8 |
| 415 | 179 | - | 118 | 331 | 62 | 283 | 9 |
| 426 | 184 | - | 110 | 334 | 60 | 292 | 10 |
| 11 | 5 | - | -8 | 3 | -2 | 9 | 11 |
| 102,7 | 102,8 | x | 93,2 | 100,9 | 96,8 | 103,2 | 12 |
| 264 | 94 | - | 79 | 220 | 43 | 160 | 13 |
| 266 | 100 | - | 74 | 223 | 39 | 165 | 14 |
| 2 | 6 | - | -5 | 3 | -4 | 5 | 15 |
| 100,8 | 106,4 | x | 93,7 | 101,4 | 90,7 | 103,1 | 16 |
| 14 | 2 | - | 5 | 12 | 2 | 12 | 17 |
| 16 | 2 | - | 4 | 12 | 2 | 11 | 18 |
| 2 | - | - | -1 | - | - | -1 | 19 |
| 114,3 | 100,0 | x | 80,0 | 100,0 | 100,0 | 91,7 | 20 |
| 13 | 11 | - | 2 | 15 | 4 | 14 | 21 |
| 15 | 10 | - | 2 | 14 | 5 | 15 | 22 |
| 2 | -1 | - | - | -1 | 1 | 1 | 23 |
| 115,4 | 90,9 | x | 100,0 | 93,3 | 125,0 | 107,1 | 24 |
| 15 | 7 | - | 1 | 8 | 1 | 8 | 25 |
| 13 | 5 | - | 1 | 8 | 1 | 8 | 26 |
| -2 | -2 | - | - | - | - | - | 27 |
| 86,7 | 71,4 | x | 100,0 | 100,0 | 100,0 | 100,0 | 28 |
| 22 | 9 | - | 4 | 10 | 4 | 18 | 29 |
| 26 | 10 | - | 4 | 7 | 4 | 19 | 30 |
| 4 | 1 | - | - | -3 | - | 1 | 31 |
| 118,2 | 111,1 | x | 100,0 | 70,0 | 100,0 | 105,6 | 32 |
| 8 | 5 | - | 2 | 5 | - | 2 | 33 |
| 8 | 6 | - | 2 | 5 | - | 4 | 34 |
| - | 1 | - | - | - | - | 2 | 35 |
| 100,0 | 120,0 | x | 100,0 | 100,0 | x | 200,0 | 36 |

TABL. 4. OSOBY FIZYCZNE PROWADZĄCE DZIAŁALNOŚĆ GOSPODARCZĄ WEDŁUG SEKCJI
NATURAL PERSONS CONDUCTING ECONOMIC ACTIVITY BY SECTIONS OF THE POLISH

| Lp. No. | WYSZCZEGÓLNIENIE SPECIFICATION a – 31 XII 2013 b – 31 XII 2014 c – przyrost/spadek increase/decrease d – 2013 = 100 | Ogółem Grand total | W tym | | |
|--|---|-----------------------|--|-------------------|---|
| | | | rolnictwo, leśnictwo, łowiectwo i rybactwo agriculture, forestry and fishing | przemysł industry | |
| | | | | razem total | w tym przetwórstwo przemysłowe of which manufacturing |
| PODREGION WARSZAWSKI ZACHODNI (cd.) | | | | | |
| SUBREGION WARSZAWSKI ZACHODNI (cont.) | | | | | |
| Powiat sochaczewski (dok.) | | | | | |
| Powiat sochaczewski (cont.) | | | | | |
| 1 | Gm. w. Sochaczew | 792 | 29 | 60 | 56 |
| 2 | | 808 | 21 | 68 | 63 |
| 3 | | 16 | -8 | 8 | 7 |
| 4 | | 102,0 | 72,4 | 113,3 | 112,5 |
| 5 | Gm. w. Teresin | 905 | 15 | 88 | 84 |
| 6 | | 906 | 5 | 91 | 88 |
| 7 | | 1 | -10 | 3 | 4 |
| 8 | | 100,1 | 33,3 | 103,4 | 104,8 |
| 9 | Powiat warszawski zachodni | 12606 | 127 | 1115 | 1054 |
| 10 | Powiat warszawski zachodni | 12813 | 77 | 1092 | 1034 |
| 11 | | 207 | -50 | -23 | -20 |
| 12 | | 101,6 | 60,6 | 97,9 | 98,1 |
| 13 | Gm. m-w. Błonie | 1951 | 31 | 153 | 151 |
| 14 | | 1979 | 19 | 151 | 149 |
| 15 | | 28 | -12 | -2 | -2 |
| 16 | | 101,4 | 61,3 | 98,7 | 98,7 |
| 17 | Gm. m-w. Łomianki | 3586 | 23 | 350 | 325 |
| 18 | | 3635 | 16 | 346 | 322 |
| 19 | | 49 | -7 | -4 | -3 |
| 20 | | 101,4 | 69,6 | 98,9 | 99,1 |
| 21 | Gm. m-w. Ożarów Mazowiecki | 2235 | 27 | 170 | 167 |
| 22 | | 2277 | 20 | 172 | 168 |
| 23 | | 42 | -7 | 2 | 1 |
| 24 | | 101,9 | 74,1 | 101,2 | 100,6 |
| 25 | Gm. w. Izabelin | 1358 | 4 | 125 | 114 |
| 26 | | 1415 | 4 | 125 | 114 |
| 27 | | 57 | - | - | - |
| 28 | | 104,2 | 100,0 | 100,0 | 100,0 |
| 29 | Gm. w. Kampinos | 329 | 6 | 35 | 32 |
| 30 | | 319 | 1 | 32 | 29 |
| 31 | | -10 | -5 | -3 | -3 |
| 32 | | 97,0 | 16,7 | 91,4 | 90,6 |
| 33 | Gm. w. Leszno | 854 | 9 | 70 | 64 |
| 34 | | 880 | 5 | 63 | 59 |
| 35 | | 26 | -4 | -7 | -5 |
| 36 | | 103,0 | 55,6 | 90,0 | 92,2 |

POLSKIEJ KLASYFIKACJI DZIAŁALNOŚCI ORAZ PODREGIONÓW, POWIATÓW I GMIN (cd.)
CLASSIFICATION OF ACTIVITIES AND SUBREGIONS, POWIATS AND GMINAS (cont.)

Of which

| budownictwo construction | handel; naprawa pojazdów samochodo- wych ^Δ trade; repair of motor vehicles ^Δ | transport i gospodarka magazynowa transportation and storage | zakwate- rowanie i gastronomia ^Δ accommodation and catering ^Δ | informacja i komunikacja information and communication | działalność finansowa i ubezpiecze- niowa financial and insurance activities | obsługa rynku nieruchomości ^Δ real estate activities |
|-----------------------------|--|--|---|---|--|--|
| 112 | 280 | 110 | 21 | 18 | 13 | 9 |
| 106 | 293 | 112 | 22 | 21 | 15 | 10 |
| -6 | 13 | 2 | 1 | 3 | 2 | 1 |
| 94,6 | 104,6 | 101,8 | 104,8 | 116,7 | 115,4 | 111,1 |
| 133 | 291 | 133 | 41 | 28 | 19 | 4 |
| 137 | 286 | 131 | 45 | 32 | 15 | 4 |
| 4 | -5 | -2 | 4 | 4 | -4 | - |
| 103,0 | 98,3 | 98,5 | 109,8 | 114,3 | 78,9 | 100,0 |
| 1316 | 3468 | 1062 | 393 | 565 | 397 | 288 |
| 1274 | 3513 | 1055 | 388 | 610 | 400 | 306 |
| -42 | 45 | -7 | -5 | 45 | 3 | 18 |
| 96,8 | 101,3 | 99,3 | 98,7 | 108,0 | 100,8 | 106,3 |
| 222 | 645 | 225 | 46 | 65 | 53 | 18 |
| 214 | 649 | 235 | 46 | 72 | 49 | 22 |
| -8 | 4 | 10 | - | 7 | -4 | 4 |
| 96,4 | 100,6 | 104,4 | 100,0 | 110,8 | 92,5 | 122,2 |
| 321 | 895 | 192 | 96 | 180 | 118 | 107 |
| 301 | 893 | 183 | 94 | 191 | 118 | 116 |
| -20 | -2 | -9 | -2 | 11 | - | 9 |
| 93,8 | 99,8 | 95,3 | 97,9 | 106,1 | 100,0 | 108,4 |
| 248 | 668 | 213 | 102 | 85 | 77 | 52 |
| 244 | 673 | 218 | 106 | 96 | 77 | 50 |
| -4 | 5 | 5 | 4 | 11 | - | -2 |
| 98,4 | 100,7 | 102,3 | 103,9 | 112,9 | 100,0 | 96,2 |
| 123 | 357 | 101 | 32 | 67 | 47 | 40 |
| 123 | 366 | 99 | 29 | 69 | 52 | 41 |
| - | 9 | -2 | -3 | 2 | 5 | 1 |
| 100,0 | 102,5 | 98,0 | 90,6 | 103,0 | 110,6 | 102,5 |
| 64 | 89 | 38 | 8 | 11 | 7 | 1 |
| 58 | 86 | 38 | 9 | 10 | 8 | 1 |
| -6 | -3 | - | 1 | -1 | 1 | - |
| 90,6 | 96,6 | 100,0 | 112,5 | 90,9 | 114,3 | 100,0 |
| 112 | 231 | 114 | 20 | 35 | 22 | 15 |
| 118 | 237 | 106 | 22 | 39 | 21 | 19 |
| 6 | 6 | -8 | 2 | 4 | -1 | 4 |
| 105,4 | 102,6 | 93,0 | 110,0 | 111,4 | 95,5 | 126,7 |

| działalność profesjonalna, naukowa i techniczna <i>professional, scientific and technical activities</i> | administrowanie i działalność wspierająca ^Δ <i>administrative and support service activities</i> | administracja publiczna i obrona narodowa; obowiązkowe zabezpieczenia społeczne <i>public administration and defence; compulsory social security</i> | edukacja <i>education</i> | opieka zdrowotna i pomoc społeczna <i>human health and social work activities</i> | działalność związana z kulturą, rozrywką i rekreacją <i>arts, entertainment and recreation</i> | pozostała działalność usługowa <i>other service activities</i> | Lp. No. |
|---|--|---|------------------------------|--|---|---|---------|
| 33 | 27 | - | 12 | 34 | 3 | 31 | 1 |
| 33 | 25 | - | 13 | 37 | 4 | 28 | 2 |
| - | -2 | - | 1 | 3 | 1 | -3 | 3 |
| 100,0 | 92,6 | x | 108,3 | 108,8 | 133,3 | 90,3 | 4 |
| 46 | 24 | - | 13 | 27 | 5 | 38 | 5 |
| 49 | 26 | - | 10 | 28 | 5 | 42 | 6 |
| 3 | 2 | - | -3 | 1 | - | 4 | 7 |
| 106,5 | 108,3 | x | 76,9 | 103,7 | 100,0 | 110,5 | 8 |
| 1710 | 448 | - | 366 | 644 | 147 | 560 | 9 |
| 1843 | 469 | - | 376 | 681 | 157 | 572 | 10 |
| 133 | 21 | - | 10 | 37 | 10 | 12 | 11 |
| 107,8 | 104,7 | x | 102,7 | 105,7 | 106,8 | 102,1 | 12 |
| 187 | 72 | - | 45 | 68 | 20 | 101 | 13 |
| 206 | 70 | - | 49 | 74 | 19 | 104 | 14 |
| 19 | -2 | - | 4 | 6 | -1 | 3 | 15 |
| 110,2 | 97,2 | x | 108,9 | 108,8 | 95,0 | 103,0 | 16 |
| 600 | 118 | - | 139 | 222 | 63 | 162 | 17 |
| 653 | 119 | - | 141 | 233 | 68 | 163 | 18 |
| 53 | 1 | - | 2 | 11 | 5 | 1 | 19 |
| 108,8 | 100,8 | x | 101,4 | 105,0 | 107,9 | 100,6 | 20 |
| 230 | 97 | - | 52 | 84 | 15 | 115 | 21 |
| 232 | 109 | - | 59 | 89 | 14 | 118 | 22 |
| 2 | 12 | - | 7 | 5 | -1 | 3 | 23 |
| 100,9 | 112,4 | x | 113,5 | 106,0 | 93,3 | 102,6 | 24 |
| 222 | 58 | - | 34 | 81 | 17 | 50 | 25 |
| 248 | 64 | - | 32 | 91 | 17 | 55 | 26 |
| 26 | 6 | - | -2 | 10 | - | 5 | 27 |
| 111,7 | 110,3 | x | 94,1 | 112,3 | 100,0 | 110,0 | 28 |
| 28 | 10 | - | 5 | 11 | 5 | 11 | 29 |
| 29 | 10 | - | 7 | 10 | 5 | 15 | 30 |
| 1 | - | - | 2 | -1 | - | 4 | 31 |
| 103,6 | 100,0 | x | 140,0 | 90,9 | 100,0 | 136,4 | 32 |
| 98 | 24 | - | 27 | 25 | 12 | 40 | 33 |
| 112 | 24 | - | 30 | 30 | 15 | 39 | 34 |
| 14 | - | - | 3 | 5 | 3 | -1 | 35 |
| 114,3 | 100,0 | x | 111,1 | 120,0 | 125,0 | 97,5 | 36 |

TABL. 4. OSOBY FIZYCZNE PROWADZĄCE DZIAŁALNOŚĆ GOSPODARCZĄ WEDŁUG SEKCJI
NATURAL PERSONS CONDUCTING ECONOMIC ACTIVITY BY SECTIONS OF THE POLISH

| Lp. No. | WYSZCZEGÓLNIENIE SPECIFICATION a – 31 XII 2013 b – 31 XII 2014 c – przyrost/spadek increase/decrease d – 2013 = 100 | Ogółem Grand total | W tym | | |
|------------|---|-----------------------|--|-------------------|---|
| | | | rolnictwo, leśnictwo, łowiectwo i rybactwo agriculture, forestry and fishing | przemysł industry | |
| | | | | razem total | w tym przetwórstwo przemysłowe of which manufacturing |
| | PODREGION WARSZAWSKI ZACHODNI (dok.) | | | | |
| | SUBREGION WARSZAWSKI ZACHODNI (cont.) | | | | |
| | Powiat warszawski zachodni (dok.) | | | | |
| | Powiat warszawski zachodni (cont.) | | | | |
| 1 | Gm. w. Stare Babice | 2293 | 27 | 212 | 201 |
| 2 | | 2308 | 12 | 203 | 193 |
| 3 | | 15 | -15 | -9 | -8 |
| 4 | | 100,7 | 44,4 | 95,8 | 96,0 |
| 5 | Powiat żyrardowski | 6799 | 90 | 562 | 540 |
| 6 | Powiat żyrardowski | 6701 | 54 | 550 | 526 |
| 7 | | -98 | -36 | -12 | -14 |
| 8 | | 98,6 | 60,0 | 97,9 | 97,4 |
| 9 | M. Żyrardów | 4335 | 18 | 304 | 294 |
| 10 | | 4241 | 13 | 298 | 288 |
| 11 | | -94 | -5 | -6 | -6 |
| 12 | | 97,8 | 72,2 | 98,0 | 98,0 |
| 13 | Gm. m-w. Mszczonów | 748 | 19 | 116 | 112 |
| 14 | | 721 | 6 | 109 | 104 |
| 15 | | -27 | -13 | -7 | -8 |
| 16 | | 96,4 | 31,6 | 94,0 | 92,9 |
| 17 | Gm. w. Puszcza Mariańska | 587 | 19 | 40 | 39 |
| 18 | | 586 | 15 | 39 | 38 |
| 19 | | -1 | -4 | -1 | -1 |
| 20 | | 99,8 | 78,9 | 97,5 | 97,4 |
| 21 | Gm. w. Radziejowice | 551 | 10 | 52 | 47 |
| 22 | | 552 | 3 | 57 | 51 |
| 23 | | 1 | -7 | 5 | 4 |
| 24 | | 100,2 | 30,0 | 109,6 | 108,5 |
| 25 | Gm. w. Wiskitki | 578 | 24 | 50 | 48 |
| 26 | | 601 | 17 | 47 | 45 |
| 27 | | 23 | -7 | -3 | -3 |
| 28 | | 104,0 | 70,8 | 94,0 | 93,8 |

POLSKIEJ KLASYFIKACJI DZIAŁALNOŚCI ORAZ PODREGIONÓW, POWIATÓW I GMIN (dok.)
CLASSIFICATION OF ACTIVITIES AND SUBREGIONS, POWIATS AND GMINAS (cont.)

Of which

| budownictwo construction | handel; naprawa pojazdów samochodo- wych ^Δ trade; repair of motor vehicles ^Δ | transport i gospodarka magazynowa transportation and storage | zakwatero- wanie i gastronomia ^Δ accommodation and catering ^Δ | informacja i komunikacja information and communication | działalność finansowa i ubezpiecze- niowa financial and insurance activities | obsługa rynku nieruchomości ^Δ real estate activities |
|-----------------------------|--|--|---|---|--|--|
| 226 | 583 | 179 | 89 | 122 | 73 | 55 |
| 216 | 609 | 176 | 82 | 133 | 75 | 57 |
| -10 | 26 | -3 | -7 | 11 | 2 | 2 |
| 95,6 | 104,5 | 98,3 | 92,1 | 109,0 | 102,7 | 103,6 |
| 894 | 2508 | 550 | 156 | 193 | 228 | 66 |
| 857 | 2425 | 546 | 150 | 198 | 220 | 63 |
| -37 | -83 | -4 | -6 | 5 | -8 | -3 |
| 95,9 | 96,7 | 99,3 | 96,2 | 102,6 | 96,5 | 95,5 |
| 516 | 1643 | 326 | 99 | 141 | 165 | 51 |
| 492 | 1562 | 317 | 95 | 140 | 161 | 47 |
| -24 | -81 | -9 | -4 | -1 | -4 | -4 |
| 95,3 | 95,1 | 97,2 | 96,0 | 99,3 | 97,6 | 92,2 |
| 82 | 268 | 70 | 17 | 16 | 18 | 5 |
| 76 | 266 | 65 | 14 | 16 | 16 | 5 |
| -6 | -2 | -5 | -3 | - | -2 | - |
| 92,7 | 99,3 | 92,9 | 82,4 | 100,0 | 88,9 | 100,0 |
| 104 | 216 | 47 | 7 | 13 | 19 | 1 |
| 100 | 218 | 47 | 6 | 14 | 17 | 2 |
| -4 | 2 | - | -1 | 1 | -2 | 1 |
| 96,2 | 100,9 | 100,0 | 85,7 | 107,7 | 89,5 | 200,0 |
| 80 | 175 | 47 | 18 | 15 | 17 | 6 |
| 77 | 171 | 49 | 18 | 18 | 16 | 3 |
| -3 | -4 | 2 | - | 3 | -1 | -3 |
| 96,3 | 97,7 | 104,3 | 100,0 | 120,0 | 94,1 | 50,0 |
| 112 | 206 | 60 | 15 | 8 | 9 | 3 |
| 112 | 208 | 68 | 17 | 10 | 10 | 6 |
| - | 2 | 8 | 2 | 2 | 1 | 3 |
| 100,0 | 101,0 | 113,3 | 113,3 | 125,0 | 111,1 | 200,0 |

| działalność profesjonalna, naukowa i techniczna <i>professional, scientific and technical activities</i> | administracja i działalność wspierająca ^A <i>administrative and support service activities</i> | administracja publiczna i obrona narodowa; obowiązkowe zabezpieczenia społeczne <i>public administration and defence; compulsory social security</i> | edukacja <i>education</i> | opieka zdrowotna i pomoc społeczna <i>human health and social work activities</i> | działalność związana z kulturą, rozrywką i rekreacją <i>arts, entertainment and recreation</i> | pozostała działalność usługowa <i>other service activities</i> | Lp. No. |
|---|--|---|------------------------------|--|---|---|----------|
| 345 | 69 | — | 64 | 153 | 15 | 81 | 1 |
| 363 | 73 | — | 58 | 154 | 19 | 78 | 2 |
| 18 | 4 | — | -6 | 1 | 4 | -3 | 3 |
| 105,2 | 105,8 | x | 90,6 | 100,7 | 126,7 | 96,3 | 4 |
| 499 | 214 | 1 | 152 | 344 | 60 | 282 | 5 |
| 541 | 233 | 1 | 159 | 368 | 57 | 279 | 6 |
| 42 | 19 | — | 7 | 24 | -3 | -3 | 7 |
| 108,4 | 108,9 | 100,0 | 104,6 | 107,0 | 95,0 | 98,9 | 8 |
| 340 | 154 | — | 110 | 247 | 36 | 185 | 9 |
| 364 | 160 | — | 113 | 265 | 32 | 182 | 10 |
| 24 | 6 | — | 3 | 18 | -4 | -3 | 11 |
| 107,1 | 103,9 | x | 102,7 | 107,3 | 88,9 | 98,4 | 12 |
| 41 | 15 | — | 15 | 22 | 3 | 41 | 13 |
| 46 | 16 | — | 15 | 23 | 5 | 43 | 14 |
| 5 | 1 | — | — | 1 | 2 | 2 | 15 |
| 112,2 | 106,7 | x | 100,0 | 104,5 | 166,7 | 104,9 | 16 |
| 35 | 15 | — | 13 | 29 | 10 | 19 | 17 |
| 40 | 17 | — | 11 | 31 | 9 | 20 | 18 |
| 5 | 2 | — | -2 | 2 | -1 | 1 | 19 |
| 114,3 | 113,3 | x | 84,6 | 106,9 | 90,0 | 105,3 | 20 |
| 58 | 16 | 1 | 10 | 22 | 6 | 18 | 21 |
| 58 | 22 | 1 | 13 | 26 | 6 | 14 | 22 |
| — | 6 | — | 3 | 4 | — | -4 | 23 |
| 100,0 | 137,5 | 100,0 | 130,0 | 118,2 | 100,0 | 77,8 | 24 |
| 25 | 14 | — | 4 | 24 | 5 | 19 | 25 |
| 33 | 18 | — | 7 | 23 | 5 | 20 | 26 |
| 8 | 4 | — | 3 | -1 | — | 1 | 27 |
| 132,0 | 128,6 | x | 175,0 | 95,8 | 100,0 | 105,3 | 28 |

TABL. 5. PODMIOTY GOSPODARKI NARODOWEJ NOWO ZAREJESTROWANE WEDŁUG WYBRANYCH FORM PRAWNYCH ORAZ SEKCJI I DZIAŁÓW POLSKIEJ KLASYFIKACJI DZIAŁALNOŚCI
NEWLY CREATED ENTITIES OF THE NATIONAL ECONOMY BY SELECTED LEGAL STATUS AND BY SECTIONS AND DIVISIONS OF THE POLISH CLASSIFICATION OF ACTIVITIES

| WYSZCZEGÓLNIENIE SPECIFICATION a – 2013 b – 2014 c – 2013 = 100 | Ogółem Grand total | przedsiębiorstwa państwowe state owned enterprises | W tym Of which | | | | | | | osoby fizyczne prowadzące działalność gospodarczą natural persons conducting economic activity |
|---|-----------------------|---|----------------|------------------|---------------------|--|----------------------|----------------------------|--------------|---|
| | | | razem total | spółki companies | | | cywilne partnerships | spółdzielnie co-operatives | | |
| | | | | razem total | w tym of which | | | | | |
| | | | | | handlowe commercial | z ograniczoną odpowiedzialnością limited liability | | | | |
| OGÓŁEM..... | a 65439 | – | 14278 | 12777 | 173 | 10297 | 1481 | 46 | 48290 | |
| TOTAL | b 64131 | – | 13256 | 11834 | 211 | 10530 | 1405 | 44 | 47297 | |
| | c 98,0 | x | 92,8 | 92,6 | 122,0 | 102,3 | 94,9 | 95,7 | 97,9 | |
| w tym: of which: | | | | | | | | | | |
| Rolnictwo, leśnictwo, łowiectwo i rybactwo | a 465 | – | 105 | 103 | 2 | 78 | 1 | 1 | 354 | |
| Agriculture, forestry and fishing | b 515 | – | 123 | 119 | 2 | 94 | 4 | 2 | 387 | |
| | c 110,8 | x | 117,1 | 115,5 | 100,0 | 120,5 | 400,0 | 200,0 | 109,3 | |
| Uprawy rolne, chów i hodowla zwierząt, łowiectwo ^Δ | a 379 | – | 92 | 90 | 1 | 67 | 1 | 1 | 281 | |
| Crop and animal production, hunting ^Δ | b 424 | – | 107 | 103 | 2 | 81 | 4 | 2 | 312 | |
| | c 111,9 | x | 116,3 | 114,4 | 200,0 | 120,9 | 400,0 | 200,0 | 111,0 | |
| Leśnictwo i pozyskiwanie drewna | a 74 | – | 9 | 9 | 1 | 7 | – | – | 65 | |
| Forestry and logging | b 83 | – | 14 | 14 | – | 11 | – | – | 69 | |
| | c 112,2 | x | 155,6 | 155,6 | x | 157,1 | x | x | 106,2 | |
| Rybactwo | a 12 | – | 4 | 4 | – | 4 | – | – | 8 | |
| Fishing and aquaculture | b 8 | – | 2 | 2 | – | 2 | – | – | 6 | |
| | c 66,7 | x | 50,0 | 50,0 | x | 50,0 | x | x | 75,0 | |
| Przemysł..... | a 4371 | – | 1344 | 1230 | 34 | 1061 | 111 | 10 | 2997 | |
| Industry | b 3846 | – | 1028 | 918 | 27 | 786 | 109 | 4 | 2809 | |
| | c 88,0 | x | 76,5 | 74,6 | 79,4 | 74,1 | 98,2 | 40,0 | 93,7 | |
| Górnictwo i wydobywanie..... | a 63 | – | 41 | 37 | 3 | 27 | 4 | – | 16 | |
| Mining and quarrying | b 43 | – | 34 | 31 | 1 | 28 | 3 | – | 9 | |
| | c 68,3 | x | 82,9 | 83,8 | 33,3 | 103,7 | 75,0 | x | 56,3 | |
| wydobywanie węgla kamiennego i węgla brunatnego (lignitu) | a 4 | – | 4 | 4 | – | 4 | – | – | – | |
| mining of coal and lignite | b – | – | – | – | – | – | – | – | – | |
| | c x | x | x | x | x | x | x | x | x | |
| górnictwo ropy naftowej i gazu ziemnego | a 10 | – | 5 | 5 | – | 4 | – | – | – | |
| extraction of crude petroleum and natural gas | b 2 | – | 2 | 2 | – | 2 | – | – | – | |
| | c 20,0 | x | 40,0 | 40,0 | x | 50,0 | x | x | x | |
| górnictwo rud metali | a 1 | – | 1 | 1 | 1 | – | – | – | – | |
| mining of metal ores | b 3 | – | 3 | 3 | 1 | 2 | – | – | – | |
| | c 300,0 | x | 300,0 | 300,0 | 100,0 | x | x | x | x | |
| pozostałe górnictwo i wydobywanie | a 34 | – | 19 | 15 | – | 9 | 4 | – | 15 | |
| other mining and quarrying | b 24 | – | 16 | 13 | – | 13 | 3 | – | 8 | |
| | c 70,6 | x | 84,2 | 86,7 | x | 144,4 | 75,0 | x | 53,3 | |

TABL. 5. PODMIOTY GOSPODARKI NARODOWEJ NOWO ZAREJESTROWANE WEDŁUG WYBRANYCH FORM PRAWNYCH ORAZ SEKCJI I DZIAŁÓW POLSKIEJ KLASYFIKACJI DZIAŁALNOŚCI (cd.)
NEWLY CREATED ENTITIES OF THE NATIONAL ECONOMY BY SELECTED LEGAL STATUS AND BY SECTIONS AND DIVISIONS OF THE POLISH CLASSIFICATION OF ACTIVITIES (cont.)

| WYSZCZEGÓLNIENIE SPECIFICATION a – 2013 b – 2014 c – 2013 = 100 | Ogółem Grand total | przedsiębiorstwa państwowe state owned enterprises | W tym Of which | | | | | | | |
|--|-----------------------|---|----------------|--------------------|---------------------|--|----------------------------|----------------------------|--|----------------------|
| | | | razem total | spółki companies | | | cywilne civil partnerships | spółdzielnie co-operatives | osoby fizyczne prowadzące działalność gospodarczą natural persons conducting economic activity | |
| | | | | razem total | w tym of which | | | | | |
| | | | | | handlowe commercial | z ograniczoną odpowiedzialnością limited liability | | | | |
| Przemysł (cd.) Industry (cont.) | | | | | | | | | | |
| Górnictwo i wydobywanie (dok.) Mining and quarrying (cont.) | | | | | | | | | | |
| działalność usługowa wspomagająca górnictwo ^Δ mining support service activities | a b c | 14 14 100,0 | – – x | 12 13 108,3 | 12 13 108,3 | 2 – x | 10 11 110,0 | – – x | – – x | 1 1 100,0 |
| Przetwórstwo przemysłowe..... Manufacturing | a b c | 3613 3502 96,9 | – – x | 864 813 94,1 | 764 716 93,7 | 21 22 104,8 | 633 605 95,6 | 100 97 97,0 | 4 2 50,0 | 2734 2682 98,1 |
| produkcja artykułów spożywczych manufacture of food products | a b c | 351 306 87,2 | – – x | 140 122 87,1 | 124 109 87,9 | 3 2 66,7 | 105 93 88,6 | 16 13 81,3 | – – x | 211 184 87,2 |
| produkcja napojów..... manufacture of beverages | a b c | 27 22 81,5 | – – x | 25 15 60,0 | 24 13 54,2 | – 2 x | 18 11 61,1 | 1 2 200,0 | – – x | 2 7 350,0 |
| produkcja wyrobów tytoniowych manufacture of tobacco products | a b c | 2 3 150,0 | – – x | 1 3 300,0 | 1 3 300,0 | – – x | 1 3 300,0 | – – x | – – x | 1 – x |
| produkcja wyrobów tekstylnych manufacture of textiles | a b c | 135 160 118,5 | – – x | 18 19 105,6 | 15 16 106,7 | 1 – x | 14 15 107,1 | 3 3 100,0 | – – x | 117 141 120,5 |
| produkcja odzieży..... manufacture of wearing apparel | a b c | 311 314 101,0 | – – x | 32 28 87,5 | 20 22 110,0 | 2 – x | 15 19 126,7 | 12 6 50,0 | 1 – x | 278 286 102,9 |
| produkcja skór i wyrobów skórzanych ^Δ manufacture of leather and related products | a b c | 53 66 124,5 | – – x | 6 7 116,7 | 3 6 200,0 | – – x | 3 5 166,7 | 3 1 33,3 | – – x | 47 59 125,5 |
| produkcja wyrobów z drewna, korka, słomy i wikliny ^Δ manufacture of products of wood cork, straw and wicker ^Δ | a b c | 212 189 89,2 | – – x | 38 29 76,3 | 35 29 82,9 | – 1 x | 30 24 80,0 | 3 – x | – – x | 174 160 92,0 |
| produkcja papieru i wyrobów z papieru manufacture of paper and paper products | a b c | 74 53 71,6 | – – x | 27 16 59,3 | 23 13 56,5 | 1 1 100,0 | 21 11 52,4 | 4 3 75,0 | – – x | 47 37 78,7 |
| poligrafia i reprodukcja zapisanych nośników informacji printing and reproduction of recorded media | a b c | 332 264 79,5 | – – x | 115 83 72,2 | 112 72 64,3 | 1 2 200,0 | 96 59 61,5 | 3 11 366,7 | 2 – x | 215 180 83,7 |

TABL. 5. PODMIOTY GOSPODARKI NARODOWEJ NOWO ZAREJESTROWANE WEDŁUG WYBRANYCH FORM PRAWNYCH ORAZ SEKCJI I DZIAŁÓW POLSKIEJ KLASYFIKACJI DZIAŁALNOŚCI (cd.)
NEWLY CREATED ENTITIES OF THE NATIONAL ECONOMY BY SELECTED LEGAL STATUS AND BY SECTIONS AND DIVISIONS OF THE POLISH CLASSIFICATION OF ACTIVITIES (cont.)

| WYSZCZEGÓLNIENIE SPECIFICATION a – 2013 b – 2014 c – 2013 = 100 | Ogółem Grand total | przedsiębiorstwa państwowe state owned enterprises | W tym Of which | | | | | | spółdzielnie co-operatives | osoby fizyczne prowadzące działalność gospodarczą natural persons conducting economic activity |
|--|---------------------------------|---|-------------------|---------------------------|---|-------------------|----------------------------------|-------------|-------------------------------|---|
| | | | razem total | spółki companies | | | cywilne civil partnerships | | | |
| | | | | razem total | w tym of which | | | | | |
| | | | | | handlowe commercial | w tym of which | | | | |
| | | | razem total | akcyjne joint stock | z ograniczoną odpowiedzialnością limited liability | | | | | |
| Przemysł (cd.) Industry (cont.) | | | | | | | | | | |
| Przetwórstwo przemysłowe (cd.) Manufacturing (cont.) | | | | | | | | | | |
| produkcja koksu i produktów rafinacji ropy naftowej ^Δ manufacture of coke and refined petroleum products | a – 5 b – 6 c – 120,0 | – – x | 4 5 125,0 | 4 5 125,0 | – 1 x | 3 4 133,3 | – – x | – – x | 1 1 100,0 | |
| produkcja chemikaliów i wyrobów chemicznych and chemical products | a – 50 b – 62 c – 124,0 | – – x | 25 40 160,0 | 21 36 171,4 | 1 1 100,0 | 16 30 187,5 | 4 4 100,0 | – – x | 25 22 88,0 | |
| produkcja wyrobów farmaceutycznych ^Δ manufacture of pharmaceutical products ^Δ | a – 13 b – 16 c – 123,1 | – – x | 8 16 200,0 | 8 15 187,5 | – 1 x | 6 13 216,7 | – 1 x | – – x | 4 – x | |
| produkcja wyrobów z gumy i tworzyw sztucznych and plastic products | a – 117 b – 135 c – 115,4 | – – x | 43 52 120,9 | 41 47 114,6 | – 1 x | 33 36 109,1 | 2 5 250,0 | – – x | 74 83 112,2 | |
| produkcja wyrobów z pozostałych mineralnych surowców niemetalicznych manufacture of other non-metallic mineral products | a – 159 b – 158 c – 99,4 | – – x | 30 38 126,7 | 23 33 143,5 | 2 3 150,0 | 19 26 136,8 | 7 5 71,4 | – – x | 129 120 93,0 | |
| produkcja metali manufacture of basic metals | a – 11 b – 20 c – 181,8 | – – x | 6 9 150,0 | 5 9 180,0 | – – x | 3 8 266,7 | 1 – x | – – x | 4 11 275,0 | |
| produkcja wyrobów z metali ^Δ manufacture of metal products ^Δ | a – 470 b – 504 c – 107,2 | – – x | 78 57 73,1 | 63 46 73,0 | 1 2 200,0 | 53 36 67,9 | 15 11 73,3 | – – x | 392 447 114,0 | |
| produkcja komputerów, wyrobów elektronicznych i optycznych manufacture of computer, electronic and optical products | a – 81 b – 73 c – 90,1 | – – x | 33 42 127,3 | 32 41 128,1 | 2 1 50,0 | 26 36 138,5 | 1 1 100,0 | – – x | 44 30 68,2 | |
| produkcja urządzeń elektrycznych manufacture of electrical equipment | a – 37 b – 41 c – 110,8 | – – x | 21 18 85,7 | 21 17 81,0 | 2 – x | 18 16 88,9 | – 1 x | – – x | 16 22 137,5 | |
| produkcja maszyn i urządzeń ^Δ manufacture of machinery and equipment n.e.c. | a – 60 b – 61 c – 101,7 | – – x | 27 36 133,3 | 27 34 125,9 | – 2 x | 25 29 116,0 | – 2 x | – – x | 31 24 77,4 | |

TABL. 5. PODMIOTY GOSPODARKI NARODOWEJ NOWO ZAREJESTROWANE WEDŁUG WYBRANYCH FORM PRAWNYCH ORAZ SEKCJI I DZIAŁÓW POLSKIEJ KLASYFIKACJI DZIAŁALNOŚCI (cd.)
NEWLY CREATED ENTITIES OF THE NATIONAL ECONOMY BY SELECTED LEGAL STATUS AND BY SECTIONS AND DIVISIONS OF THE POLISH CLASSIFICATION OF ACTIVITIES (cont.)

| WYSZCZEGÓLNIENIE SPECIFICATION a – 2013 b – 2014 c – 2013 = 100 | Ogółem Grand total | przedsiębiorstwa państwowe state owned enterprises | W tym Of which | | | | | | spółdzielnie co-operatives | osoby fizyczne prowadzące działalność gospodarczą natural persons conducting economic activity |
|--|--------------------------|---|--------------------|---------------------|---------------------|--|----------------------------|-----------------|----------------------------|--|
| | | | razem total | spółki companies | | | cywilne civil partnerships | razem total | | |
| | | | | w tym of which | | z ograniczoną odpowiedzialnością limited liability | | | | |
| | | | | handlowe commercial | akcyjne joint stock | | | | | |
| Przemysł (cd.) Industry (cont.) | | | | | | | | | | |
| Przetwórstwo przemysłowe (dok.) Manufacturing (cont.) | | | | | | | | | | |
| produkcja pojazdów samochodowych, przyczep i naczep ^Δ manufacture of motor vehicles, trailers and semi-trailers | a 19 b 23 c 121,1 | – – x | 6 13 216,7 | 4 12 300,0 | 1 – x | 3 10 333,3 | 2 1 50,0 | – – x | 13 10 76,9 | |
| produkcja pozostałego sprzętu transportowego manufacture of other transport equipment | a 30 b 25 c 83,3 | – – x | 14 15 107,1 | 14 15 107,1 | – 1 x | 12 13 108,3 | – – x | – – x | 16 10 62,5 | |
| produkcja mebli..... manufacture of furniture | a 288 b 276 c 95,8 | – – x | 38 27 71,1 | 32 19 59,4 | 1 – x | 28 18 64,3 | 6 8 133,3 | – – x | 250 249 99,6 | |
| pozostała produkcja wyrobów..... other manufacturing | a 299 b 280 c 93,6 | – – x | 47 45 95,7 | 40 35 87,5 | 1 – x | 34 29 85,3 | 7 10 142,9 | 1 2 200,0 | 250 233 93,2 | |
| naprawa, konserwacja i instalowanie maszyn i urządzeń repair and installation of machinery and equipment | a 477 b 445 c 93,3 | – – x | 82 78 95,1 | 72 69 95,8 | 2 1 50,0 | 51 61 119,6 | 10 9 90,0 | – – x | 393 366 93,1 | |
| Wytwarzanie i zaopatrywanie w energię elektryczną, gaz, parę wodną i gorącą wodę ^Δ Electricity, gas, steam and air conditioning supply | a 428 b 145 c 33,9 | – – x | 373 114 30,6 | 369 111 30,1 | 8 4 50,0 | 350 100 28,6 | 4 3 75,0 | 6 – x | 48 31 64,6 | |
| Dostawa wody; gospodarowanie ściekami i odpadami; rekultywacja ^Δ Water supply; sewerage, waste management and remediation activities | a 267 b 156 c 58,4 | – – x | 66 67 101,5 | 60 60 100,0 | 2 – x | 51 53 103,9 | 3 6 200,0 | – 2 x | 199 87 43,7 | |
| pobór, uzdatnianie i dostarczanie wody water collection, treatment and supply | a 16 b 13 c 81,3 | – – x | 9 6 66,7 | 5 5 100,0 | – – x | 4 3 75,0 | 1 – x | – – x | 6 7 116,7 | |
| odprowadzanie i oczyszczanie ścieków sewerage | a 35 b 14 c 40,0 | – – x | 5 3 60,0 | 5 3 60,0 | – – x | 4 3 75,0 | – – x | – 1 x | 30 10 33,3 | |

TABL. 5. PODMIOTY GOSPODARKI NARODOWEJ NOWO ZAREJESTROWANE WEDŁUG WYBRANYCH FORM PRAWNYCH ORAZ SEKCJI I DZIAŁÓW POLSKIEJ KLASYFIKACJI DZIAŁALNOŚCI (cd.)
NEWLY CREATED ENTITIES OF THE NATIONAL ECONOMY BY SELECTED LEGAL STATUS AND BY SECTIONS AND DIVISIONS OF THE POLISH CLASSIFICATION OF ACTIVITIES (cont.)

| WYSZCZEGÓLNIENIE SPECIFICATION a – 2013 b – 2014 c – 2013 = 100 | Ogółem Grand total | przedsiębiorstwa państwowe state owned enterprises | W tym Of which | | | | | | spółdzielnie co-operatives | osoby fizyczne prowadzące działalność gospodarczą natural persons conducting economic activity |
|---|---|---|--|--|--|---|---|-------------------------------------|---|---|
| | | | razem total | spółki companies | | | cywilne civil partnerships | | | |
| | | | | razem total | w tym of which | | | | | |
| | | | | | handlowe commercial | z ograniczoną odpowiedzialnością limited liability | | | | |
| Przemysł (dok.) Industry (cont.) | | | | | | | | | | |
| Dostawa wody; gospodarowanie ściekami i odpadami; rekultywacja (dok.) <i>Water supply; sewerage, waste management and remediation activities (cont.)</i> | | | | | | | | | | |
| gospodarka odpadami; odzysk surowców ^Δ <i>waste collection, treatment and disposal activities; materials recovery</i> | a 199 b 119 c 59,8 | – – x | 44 52 118,2 | 42 46 109,5 | 2 – x | 36 41 113,9 | 2 6 300,0 | – 1 x | 154 66 42,9 | |
| rekultywacja ^Δ <i>remediation activities^Δ</i> | a 17 b 10 c 58,8 | – – x | 8 6 75,0 | 8 6 75,0 | – – x | 7 6 85,7 | – – x | – – x | 9 4 44,4 | |
| Budownictwo..... Construction | a 5659 b 6191 c 109,4 | – – x | 962 1062 110,4 | 883 971 110,0 | 20 11 55,0 | 689 835 121,2 | 74 85 114,9 | 4 2 50,0 | 4682 5118 109,3 | |
| Budowa budynków ^Δ <i>Construction of buildings</i> | a 1665 b 1872 c 112,4 | – – x | 641 744 116,1 | 617 706 114,4 | 15 10 66,7 | 457 600 131,3 | 24 37 154,2 | 3 2 66,7 | 1018 1121 110,1 | |
| Budowa obiektów inżynierii lądowej i wodnej ^Δ <i>Civil engineering</i> | a 314 b 332 c 105,7 | – – x | 85 91 107,1 | 76 78 102,6 | 1 1 100,0 | 67 71 106,0 | 5 8 160,0 | – – x | 222 240 108,1 | |
| Roboty budowlane specjalistyczne <i>Specialised construction activities</i> | a 3680 b 3987 c 108,3 | – – x | 236 227 96,2 | 190 187 98,4 | 4 – x | 165 164 99,4 | 45 40 88,9 | 1 – x | 3442 3757 109,2 | |
| Handel; naprawa pojazdów samochodowych^Δ Trade; repair of motor vehicles^Δ | a 15661 b 14331 c 91,5 | – – x | 2769 2969 107,2 | 2340 2560 109,4 | 13 25 192,3 | 2016 2355 116,8 | 429 408 95,1 | 7 5 71,4 | 12869 11332 88,1 | |
| Handel hurtowy i detaliczny pojazdami samochodowymi oraz ich naprawa ^Δ <i>Wholesale and retail trade and repair of motor vehicles and motorcycles</i> | a 2173 b 2268 c 104,4 | – – x | 301 226 75,1 | 249 182 73,1 | – 1 x | 168 164 97,6 | 52 44 84,6 | 1 1 100,0 | 1869 2039 109,1 | |
| Handel hurtowy ^Δ <i>Wholesale trade^Δ</i> | a 3650 b 3610 c 98,9 | – – x | 1542 1682 109,1 | 1430 1571 109,9 | 9 17 188,9 | 1290 1446 112,1 | 112 110 98,2 | 2 – x | 2096 1910 91,1 | |
| Handel detaliczny ^Δ <i>Retail trade^Δ</i> | a 9838 b 8453 c 85,9 | – – x | 926 1061 114,6 | 661 807 122,1 | 4 7 175,0 | 558 745 133,5 | 265 254 95,8 | 4 4 100,0 | 8904 7383 82,9 | |

TABL. 5. PODMIOTY GOSPODARKI NARODOWEJ NOWO ZAREJESTROWANE WEDŁUG WYBRANYCH FORM PRAWNYCH ORAZ SEKCJI I DZIAŁÓW POLSKIEJ KLASYFIKACJI DZIAŁALNOŚCI (cd.)
NEWLY CREATED ENTITIES OF THE NATIONAL ECONOMY BY SELECTED LEGAL STATUS AND BY SECTIONS AND DIVISIONS OF THE POLISH CLASSIFICATION OF ACTIVITIES (cont.)

| WYSZCZEGÓLNIENIE SPECIFICATION a – 2013 b – 2014 c – 2013 = 100 | Ogółem Grand total | przedsiębiorstwa państwowe state owned enterprises | W tym Of which | | | | | | osoby fizyczne prowadzące działalność gospodarczą natural persons conducting economic activity | |
|---|-----------------------|---|----------------|---------------------|--|----------------------|----------------------------|--------------|---|--------------|
| | | | razem total | spółki companies | | cywilne partnerships | spółdzielnie co-operatives | | | |
| | | | | w tym of which | | | | | | |
| | | | | handlowe commercial | | | | | | |
| | | | razem total | akcyjne joint stock | z ograniczoną odpowiedzialnością limited liability | | | | | |
| Transport i gospodarka magazynowa | a | 2580 | – | 308 | 260 | 3 | 224 | 48 | – | 2269 |
| | b | 2996 | – | 391 | 338 | 2 | 309 | 53 | – | 2598 |
| Transportation and storage | c | 116,1 | x | 126,9 | 130,0 | 66,7 | 137,9 | 110,4 | x | 114,5 |
| Transport lądowy i rurociągowy ^A | a | 2003 | – | 205 | 165 | 2 | 140 | 40 | – | 1797 |
| Land and pipeline transport ^A | b | 2257 | – | 268 | 230 | 1 | 212 | 38 | – | 1989 |
| | c | 112,7 | x | 130,7 | 139,4 | 50,0 | 151,4 | 95,0 | x | 110,7 |
| Transport wodny..... | a | 9 | – | 5 | 5 | – | 5 | – | – | 4 |
| Water transport | b | 17 | – | 5 | 3 | – | 2 | 2 | – | 12 |
| | c | 188,9 | x | 100,0 | 60,0 | x | 40,0 | x | x | 300,0 |
| Transport lotniczy..... | a | 29 | – | 2 | 2 | – | 2 | – | – | 26 |
| Air transport | b | 57 | – | 6 | 6 | 1 | 5 | – | – | 48 |
| | c | 196,6 | x | 300,0 | 300,0 | x | 250,0 | x | x | 184,6 |
| Magazynowanie i działalność usługowa wspomagająca transport | a | 315 | – | 80 | 74 | 1 | 63 | 6 | – | 234 |
| | b | 421 | – | 91 | 79 | – | 70 | 12 | – | 326 |
| | c | 133,7 | x | 113,8 | 106,8 | x | 111,1 | 200,0 | x | 139,3 |
| <i>Warehousing and support activities for transportation</i> | | | | | | | | | | |
| Działalność pocztowa i kurierska..... | a | 224 | – | 16 | 14 | – | 14 | 2 | – | 208 |
| Postal and courier activities | b | 244 | – | 21 | 20 | – | 20 | 1 | – | 223 |
| | c | 108,9 | x | 131,3 | 142,9 | x | 142,9 | 50,0 | x | 107,2 |
| Zakwaterowanie i gastronomia^A | a | 2179 | – | 473 | 320 | 1 | 278 | 153 | 7 | 1695 |
| | b | 2083 | – | 471 | 355 | 1 | 319 | 116 | 7 | 1599 |
| Accommodation and catering^A | c | 95,6 | x | 99,6 | 110,9 | 100,0 | 114,7 | 75,8 | 100,0 | 94,3 |
| Zakwaterowanie..... | a | 263 | – | 78 | 69 | 1 | 59 | 9 | 2 | 180 |
| Accommodation | b | 251 | – | 76 | 72 | 1 | 69 | 4 | 1 | 169 |
| | c | 95,4 | x | 97,4 | 104,3 | 100,0 | 116,9 | 44,4 | 50,0 | 93,9 |
| Gastronomia ^A | a | 1916 | – | 395 | 251 | – | 219 | 144 | 5 | 1515 |
| Catering ^A | b | 1832 | – | 395 | 283 | – | 250 | 112 | 6 | 1430 |
| | c | 95,6 | x | 100,0 | 112,7 | x | 114,2 | 77,8 | 120,0 | 94,4 |
| Informacja i komunikacja..... | a | 4806 | – | 1626 | 1556 | 15 | 1472 | 70 | 2 | 3163 |
| Information and communication | b | 4729 | – | 1353 | 1310 | 27 | 1212 | 43 | 3 | 3363 |
| | c | 98,4 | x | 83,2 | 84,2 | 180,0 | 82,3 | 61,4 | 150,0 | 106,3 |
| Działalność wydawnicza..... | a | 277 | – | 115 | 106 | – | 97 | 9 | – | 159 |
| Publishing activities | b | 231 | – | 93 | 82 | 3 | 71 | 11 | – | 137 |
| | c | 83,4 | x | 80,9 | 77,4 | x | 73,2 | 122,2 | x | 86,2 |

TABL. 5. PODMIOTY GOSPODARKI NARODOWEJ NOWO ZAREJESTROWANE WEDŁUG WYBRANYCH FORM PRAWNYCH ORAZ SEKCJI I DZIAŁÓW POLSKIEJ KLASYFIKACJI DZIAŁALNOŚCI (cd.)
NEWLY CREATED ENTITIES OF THE NATIONAL ECONOMY BY SELECTED LEGAL STATUS AND BY SECTIONS AND DIVISIONS OF THE POLISH CLASSIFICATION OF ACTIVITIES (cont.)

| WYSZCZEGÓLNIENIE SPECIFICATION a – 2013 b – 2014 c – 2013 = 100 | Ogółem Grand total | przedsiębiorstwa państwowe state owned enterprises | W tym Of which | | | | | | osoby fizyczne prowadzące działalność gospodarczą natural persons conducting economic activity |
|--|---|---|---|---|---------------------------------------|--|---------------------------------------|----------------------------|--|
| | | | razem total | spółki companies | | | spółdzielnie co-operatives | | |
| | | | | razem total | w tym of which | | | | |
| | | | | | handlowe commercial | z ograniczoną odpowiedzialnością limited liability | | cywilne civil partnerships | |
| Informacja i komunikacja (dok.) Information and communication (cont.) | | | | | | | | | |
| Produkcja filmów, programów telewizyjnych i nagrań ^Δ | a 538 b 584 c 108,6 | – | 101 99 98,0 | 90 92 102,2 | 1 3 300,0 | 81 83 102,5 | 11 7 63,6 | 1 – x | 436 484 111,0 |
| <i>Motion, sound and music publishing activities</i> ^Δ | | | | | | | | | |
| Nadawanie programów ogólnodostępnych i abonamentowych | a 11 b 9 c 81,8 | – | 5 5 100,0 | 5 5 100,0 | – – x | 5 5 100,0 | – – x | – – x | 6 4 66,7 |
| <i>Programming and broadcasting activities</i> | | | | | | | | | |
| Telekomunikacja..... | a 186 b 173 c 93,0 | – | 57 55 96,5 | 54 54 100,0 | 1 3 300,0 | 53 51 96,2 | 3 1 33,3 | – – x | 127 118 92,9 |
| <i>Telecommunications</i> | | | | | | | | | |
| Działalność związana z oprogramowaniem i doradztwo w zakresie informatyki ^Δ | a 2840 b 3066 c 108,0 | – | 821 768 93,5 | 805 754 93,7 | 10 10 100,0 | 768 702 91,4 | 16 14 87,5 | 1 1 100,0 | 2011 2291 113,9 |
| <i>Computer programming and consultancy activities</i> ^Δ | | | | | | | | | |
| Działalność usługowa w zakresie informacji | a 954 b 666 c 69,8 | – | 527 333 63,2 | 496 323 65,1 | 3 8 266,7 | 468 300 64,1 | 31 10 32,3 | – 2 x | 424 329 77,6 |
| <i>Information service activities</i> | | | | | | | | | |
| Działalność finansowa i ubezpieczeniowa | a 2716 b 2290 c 84,3 | – | 756 620 82,0 | 730 598 81,9 | 43 35 81,4 | 488 503 103,1 | 26 22 84,6 | – 1 x | 1857 1546 83,3 |
| <i>Financial and insurance activities</i> | | | | | | | | | |
| Finansowa działalność usługowa ^Δ | a 968 b 863 c 89,2 | – | 545 431 79,1 | 534 423 79,2 | 26 21 80,8 | 338 366 108,3 | 11 8 72,7 | – 1 x | 327 313 95,7 |
| <i>Financial service activities</i> ^Δ | | | | | | | | | |
| Ubezpieczenia, reasekuracja i fundusze emerytalne ^Δ | a 29 b 32 c 110,3 | – | 2 1 50,0 | 1 1 100,0 | – – x | – 1 x | – – x | – – x | 26 29 111,5 |
| <i>Insurance, reinsurance and pension funding</i> ^Δ | | | | | | | | | |
| Działalność wspomagająca usługi finansowe oraz ubezpieczenia i fundusze emerytalne | a 1719 b 1395 c 81,2 | – | 209 188 90,0 | 195 174 89,2 | 17 14 82,4 | 150 136 90,7 | 14 14 100,0 | – – x | 1504 1204 80,1 |
| <i>Activities auxiliary to financial services and insurance activities</i> | | | | | | | | | |

TABL. 5. PODMIOTY GOSPODARKI NARODOWEJ NOWO ZAREJESTROWANE WEDŁUG WYBRANYCH FORM PRAWNYCH ORAZ SEKCJI I DZIAŁÓW POLSKIEJ KLASYFIKACJI DZIAŁALNOŚCI (cd.)
NEWLY CREATED ENTITIES OF THE NATIONAL ECONOMY BY SELECTED LEGAL STATUS AND BY SECTIONS AND DIVISIONS OF THE POLISH CLASSIFICATION OF ACTIVITIES (cont.)

| WYSZCZEGÓLNIENIE SPECIFICATION a – 2013 b – 2014 c – 2013 = 100 | Ogółem Grand total | przedsiębiorstwa państwowe state owned enterprises | W tym Of which | | | | | | osoby fizyczne prowadzące działalność gospodarczą natural persons conducting economic activity | |
|---|-----------------------|---|----------------|---------------------|--|-------|-------|----------------------|---|-------|
| | | | razem total | spółki companies | | | | | | |
| | | | | razem total | w tym of which | | | cywilne partnerships | | |
| | | | | | handlowe commercial | | | | | |
| | | | | akcyjne joint stock | z ograniczoną odpowiedzialnością limited liability | | | | | |
| Obsługa rynku nieruchomości ^A | a | 2117 | – | 1070 | 1023 | 6 | 648 | 37 | 1 | 661 |
| | b | 1982 | – | 836 | 781 | 15 | 680 | 46 | 6 | 753 |
| Real estate activities | c | 93,6 | x | 78,1 | 76,3 | 250,0 | 104,9 | 124,3 | 600,0 | 113,9 |
| Działalność profesjonalna, naukowa i techniczna | a | 10937 | – | 3327 | 3137 | 28 | 2318 | 190 | – | 7587 |
| | b | 10469 | – | 2869 | 2692 | 51 | 2408 | 177 | 1 | 7575 |
| Professional, scientific and technical activities | c | 95,7 | x | 86,2 | 85,8 | 182,1 | 103,9 | 93,2 | x | 99,8 |
| Działalność prawnicza, rachunkowo-księgową i doradztwo podatkowe | a | 2397 | – | 423 | 343 | 3 | 216 | 80 | – | 1972 |
| | b | 2213 | – | 420 | 340 | 5 | 246 | 80 | – | 1791 |
| Legal and accounting activities | c | 92,3 | x | 99,3 | 99,1 | 166,7 | 113,9 | 100,0 | x | 90,8 |
| Działalność firm centralnych; doradztwo w zarządzaniu ^A | a | 3988 | – | 2008 | 1973 | 17 | 1349 | 35 | – | 1977 |
| | b | 3569 | – | 1490 | 1469 | 40 | 1344 | 21 | – | 2074 |
| Activities of head offices; management consultancy activities | c | 89,5 | x | 74,2 | 74,5 | 235,3 | 99,6 | 60,0 | x | 104,9 |
| Działalność w zakresie architektury i inżynierii; badania i analizy techniczne | a | 1046 | – | 122 | 104 | 2 | 82 | 18 | – | 921 |
| | b | 1019 | – | 155 | 138 | 3 | 123 | 17 | – | 861 |
| Architectural and engineering activities; technical testing and analysis | c | 97,4 | x | 127,0 | 132,7 | 150,0 | 150,0 | 94,4 | x | 93,5 |
| Badania naukowe i prace rozwojowe | a | 142 | – | 57 | 55 | 2 | 49 | 2 | – | 84 |
| | b | 128 | – | 57 | 57 | 1 | 50 | – | – | 70 |
| Scientific research and development | c | 90,1 | x | 100,0 | 103,6 | 50,0 | 102,0 | x | x | 83,3 |
| Reklama, badanie rynku i opinii publicznej | a | 1674 | – | 462 | 432 | 4 | 403 | 30 | – | 1199 |
| | b | 1716 | – | 469 | 435 | 1 | 407 | 34 | 1 | 1235 |
| Advertising and market research | c | 102,5 | x | 101,5 | 100,7 | 25,0 | 101,0 | 113,3 | x | 103,0 |
| Pozostała działalność profesjonalna, naukowa i techniczna | a | 1550 | – | 243 | 227 | – | 217 | 16 | – | 1306 |
| | b | 1704 | – | 268 | 250 | 1 | 235 | 18 | – | 1434 |
| Other professional, scientific and technical activities | c | 109,9 | x | 110,3 | 110,1 | x | 108,3 | 112,5 | x | 109,8 |
| Działalność weterynaryjna..... | a | 140 | – | 12 | 3 | – | 2 | 9 | – | 128 |
| Veterinary activities | b | 120 | – | 10 | 3 | – | 3 | 7 | – | 110 |
| | c | 85,7 | x | 83,3 | 100,0 | x | 150,0 | 77,8 | x | 85,9 |

TABL. 5. PODMIOTY GOSPODARKI NARODOWEJ NOWO ZAREJESTROWANE WEDŁUG WYBRANYCH FORM PRAWNYCH ORAZ SEKCJI I DZIAŁÓW POLSKIEJ KLASYFIKACJI DZIAŁALNOŚCI (cd.)
NEWLY CREATED ENTITIES OF THE NATIONAL ECONOMY BY SELECTED LEGAL STATUS AND BY SECTIONS AND DIVISIONS OF THE POLISH CLASSIFICATION OF ACTIVITIES (cont.)

| WYSZCZEGÓLNIENIE SPECIFICATION a – 2013 b – 2014 c – 2013 = 100 | Ogółem Grand total | przedsiębiorstwa państwowe state owned enterprises | W tym Of which | | | | | | spółdzielnie co-operatives | osoby fizyczne prowadzące działalność gospodarczą natural persons conducting economic activity |
|--|--------------------------|---|----------------|---------------------------|---|----------------|----------------------------------|--------------|-------------------------------|---|
| | | | razem total | spółki companies | | | cywilne civil partnerships | | | |
| | | | | razem total | w tym of which | | | | | |
| | | | | | handlowe commercial | w tym of which | | | | |
| | | | razem total | akcyjne joint stock | z ograniczoną odpowiedzialnością limited liability | | | | | |
| Administrowanie i działalność wspierająca^Δ | a | 3550 | – | 791 | 639 | 5 | 546 | 151 | 5 | 2747 |
| | b | 3566 | – | 751 | 592 | 9 | 515 | 159 | 4 | 2805 |
| Administrative and support service activities | c | 100,5 | x | 94,9 | 92,6 | 180,0 | 94,3 | 105,3 | 80,0 | 102,1 |
| Wynajem i dzierżawa..... | a | 360 | – | 135 | 128 | 1 | 104 | 7 | – | 225 |
| Rental and leasing activities | b | 400 | – | 133 | 127 | 6 | 104 | 6 | – | 266 |
| | c | 111,1 | x | 98,5 | 99,2 | 600,0 | 100,0 | 85,7 | x | 118,2 |
| Działalność związana z zatrudnieniem | a | 244 | – | 116 | 111 | 1 | 88 | 5 | 1 | 125 |
| Employment activities | b | 234 | – | 138 | 116 | 1 | 87 | 22 | – | 94 |
| | c | 95,9 | x | 119,0 | 104,5 | 100,0 | 98,9 | 440,0 | x | 75,2 |
| Działalność związana z turystyką ^Δ | a | 224 | – | 57 | 47 | 1 | 42 | 10 | – | 164 |
| Tourism activities ^Δ | b | 204 | – | 69 | 61 | 1 | 56 | 8 | – | 135 |
| | c | 91,1 | x | 121,1 | 129,8 | 100,0 | 133,3 | 80,0 | x | 82,3 |
| Działalność detektywistyczna i ochroniarska | a | 198 | – | 140 | 71 | 1 | 62 | 69 | – | 58 |
| Security and investigation activities | b | 219 | – | 167 | 68 | 1 | 59 | 99 | – | 52 |
| | c | 110,6 | x | 119,3 | 95,8 | 100,0 | 95,2 | 143,5 | x | 89,7 |
| Utrzymanie porządku w budynkach | a | 1060 | – | 86 | 64 | – | 55 | 21 | 2 | 972 |
| Services to buildings and landscape activities | b | 1076 | – | 67 | 54 | – | 52 | 13 | 4 | 1005 |
| | c | 101,5 | x | 77,9 | 84,4 | x | 94,5 | 61,9 | 200,0 | 103,4 |
| Administracyjna obsługa biur; wspomaganie działalności gospodarczej ^Δ | a | 1464 | – | 257 | 218 | 1 | 195 | 39 | 2 | 1203 |
| Office administrative and business support ^Δ | b | 1433 | – | 177 | 166 | – | 157 | 11 | – | 1253 |
| | c | 97,9 | x | 68,9 | 76,1 | x | 80,5 | 28,2 | x | 104,2 |
| Administracja publiczna i obrona narodowa; obowiązkowe zabezpieczenia społeczne | a | 17 | – | 1 | 1 | – | 1 | – | – | 2 |
| Public administration and defence; compulsory social security | b | 20 | – | 3 | 3 | – | 2 | – | – | 1 |
| | c | 117,6 | x | 300,0 | 300,0 | x | 200,0 | x | x | 50,0 |
| Edukacja..... | a | 2930 | – | 237 | 168 | – | 150 | 69 | 2 | 1862 |
| Education | b | 2706 | – | 260 | 191 | 2 | 169 | 69 | 3 | 1774 |
| | c | 92,4 | x | 109,7 | 113,7 | x | 112,7 | 100,0 | 150,0 | 95,3 |

TABL. 5. PODMIOTY GOSPODARKI NARODOWEJ NOWO ZAREJESTROWANE WEDŁUG WYBRANYCH FORM PRAWNYCH ORAZ SEKCJI I DZIAŁÓW POLSKIEJ KLASYFIKACJI DZIAŁALNOŚCI (cd.)
NEWLY CREATED ENTITIES OF THE NATIONAL ECONOMY BY SELECTED LEGAL STATUS AND BY SECTIONS AND DIVISIONS OF THE POLISH CLASSIFICATION OF ACTIVITIES (cont.)

| WYSZCZEGÓLNIENIE SPECIFICATION a – 2013 b – 2014 c – 2013 = 100 | Ogółem Grand total | przedsiębiorstwa państwowe state owned enterprises | W tym Of which | | | | | | osoby fizyczne prowadzące działalność gospodarczą natural persons conducting economic activity | |
|---|--------------------------|---|------------------------|---|------------------------|-------------------------------|-------------------------------|----------------|---|--------------|
| | | | razem total | spółki companies | | cywilne civil partnerships | spółdzielnie co-operatives | | | |
| | | | | razem total | w tym of which | | | | | |
| | | | | | handlowe commercial | | | w tym of which | | |
| | | | akcyjne joint stock | z ograniczoną odpowiedzialnością limited liability | | | | | | |
| Opieka zdrowotna i pomoc społeczna | a | 2502 | – | 221 | 171 | 1 | 138 | 50 | 4 | 2252 |
| | b | 2587 | – | 211 | 172 | – | 130 | 39 | 3 | 2356 |
| Human health and social work activities | c | 103,4 | x | 95,5 | 100,6 | x | 94,2 | 78,0 | 75,0 | 104,6 |
| Opieka zdrowotna..... | a | 2246 | – | 186 | 146 | 1 | 119 | 40 | – | 2057 |
| Human health activities | b | 2335 | – | 153 | 129 | – | 102 | 24 | 2 | 2179 |
| | c | 104,0 | x | 82,3 | 88,4 | x | 85,7 | 60,0 | x | 105,9 |
| Pomoc społeczna z zakwaterowaniem | a | 45 | – | 9 | 9 | – | 7 | – | – | 27 |
| Residential care activities | b | 34 | – | 13 | 10 | – | 9 | 3 | – | 19 |
| | c | 75,6 | x | 144,4 | 111,1 | x | 128,6 | x | x | 70,4 |
| Pomoc społeczna bez zakwaterowania | a | 211 | – | 26 | 16 | – | 12 | 10 | 4 | 168 |
| Social work activities without accommodation | b | 218 | – | 45 | 33 | – | 19 | 12 | 1 | 158 |
| | c | 103,3 | x | 173,1 | 206,3 | x | 158,3 | 120,0 | 25,0 | 94,0 |
| Działalność związana z kulturą, rozrywką i rekreacją | a | 1184 | – | 124 | 103 | 1 | 88 | 21 | 2 | 893 |
| | b | 1202 | – | 143 | 124 | 3 | 112 | 19 | 2 | 909 |
| Arts, entertainment and recreation | c | 101,5 | x | 115,3 | 120,4 | 300,0 | 127,3 | 90,5 | 100,0 | 101,8 |
| Działalność twórcza związana z kulturą i rozrywką | a | 614 | – | 30 | 23 | – | 19 | 7 | – | 576 |
| Creative, arts and entertainment activities | b | 595 | – | 34 | 33 | – | 28 | 1 | – | 555 |
| | c | 96,9 | x | 113,3 | 143,5 | x | 147,4 | 14,3 | x | 96,4 |
| Działalność bibliotek, archiwów, muzeów oraz pozostała działalność związana z kulturą | a | 25 | – | 1 | 1 | – | 1 | – | – | 14 |
| Libraries, archives, museums and other cultural activities | b | 16 | – | 1 | 1 | – | 1 | – | – | 11 |
| | c | 64,0 | x | 100,0 | 100,0 | x | 100,0 | x | x | 78,6 |
| Działalność związana z grami losowymi i zakładami wzajemnymi | a | 17 | – | 5 | 4 | – | 4 | 1 | – | 12 |
| Gambling and betting activities | b | 16 | – | 6 | 6 | – | 6 | – | – | 10 |
| | c | 94,1 | x | 120,0 | 150,0 | x | 150,0 | x | x | 83,3 |

TABL. 5. PODMIOTY GOSPODARKI NARODOWEJ NOWO ZAREJESTROWANE WEDŁUG WYBRANYCH FORM PRAWNYCH ORAZ SEKCJI I DZIAŁÓW POLSKIEJ KLASYFIKACJI DZIAŁALNOŚCI (dok.)
NEWLY CREATED ENTITIES OF THE NATIONAL ECONOMY BY SELECTED LEGAL STATUS AND BY SECTIONS AND DIVISIONS OF THE POLISH CLASSIFICATION OF ACTIVITIES (cont.)

| WYSZCZEGÓLNIENIE SPECIFICATION a – 2013 b – 2014 c – 2013 = 100 | Ogółem Grand total | przedsiębiorstwa państwowe state owned enterprises | W tym Of which | | | | | | | osoby fizyczne prowadzące działalność gospodarczą natural persons conducting economic activity |
|---|-----------------------|---|----------------|---------------------|--|----------------|----------------------------|----------------------------|-------|---|
| | | | razem total | spółki companies | | | cywilne civil partnerships | spółdzielnie co-operatives | | |
| | | | | razem total | w tym of which | | | | | |
| | | | | | handlowe commercial | w tym of which | | | | |
| | | | razem total | akcyjne joint stock | z ograniczoną odpowiedzialnością limited liability | | | | | |
| Działalność związana z kulturą, rozrywką i rekreacją (dok.) Arts, entertainment and recreation (cont.) | | | | | | | | | | |
| Działalność sportowa, rozrywkowa i rekreacyjna | a | 528 | – | 88 | 75 | 1 | 64 | 13 | 2 | 291 |
| <i>Sports activities and amusement and recreation activities</i> | b | 575 | – | 102 | 84 | 3 | 77 | 18 | 2 | 333 |
| | c | 108,9 | x | 115,9 | 112,0 | 300,0 | 120,3 | 138,5 | 100,0 | 114,4 |
| Pozostała działalność usługowa Other service activities | a | 3764 | – | 164 | 113 | 1 | 102 | 51 | 1 | 2400 |
| | b | 4613 | – | 166 | 110 | 1 | 101 | 56 | 1 | 2372 |
| | c | 122,6 | x | 101,2 | 97,3 | 100,0 | 99,0 | 109,8 | 100,0 | 98,8 |
| Działalność organizacji członkowskich | a | 1202 | – | 4 | 4 | – | 4 | – | – | – |
| <i>Activities of membership organisations</i> | b | 2079 | – | 5 | 5 | – | 5 | – | – | – |
| | c | 173,0 | x | 125,0 | 125,0 | x | 125,0 | x | x | x |
| Naprawa i konserwacja komputerów i artykułów użytku osobistego i domowego | a | 465 | – | 25 | 17 | – | 16 | 8 | – | 440 |
| <i>Repair of computers and personal and household goods</i> | b | 418 | – | 16 | 13 | – | 12 | 3 | – | 402 |
| | c | 89,9 | x | 64,0 | 76,5 | x | 75,0 | 37,5 | x | 91,4 |
| Pozostała indywidualna działalność usługowa | a | 2097 | – | 135 | 92 | 1 | 82 | 43 | 1 | 1960 |
| <i>Other personal service activities</i> | b | 2116 | – | 145 | 92 | 1 | 84 | 53 | 1 | 1970 |
| | c | 100,9 | x | 107,4 | 100,0 | 100,0 | 102,4 | 123,3 | 100,0 | 100,5 |

TABL. 6. PODMIOTY GOSPODARKI NARODOWEJ NOWO ZAREJESTROWANE WEDŁUG WYBRANYCH FORM PRAWNYCH ORAZ PODREGIONÓW I POWIATÓW
NEWLY CREATED ENTITIES OF THE NATIONAL ECONOMY BY SELECTED LEGAL STATUS AND SUBREGIONS AND POWIATS

| WYSZCZEGÓLNIENIE SPECIFICATION a – 2013 b – 2014 c – 2013 = 100 | Ogółem Grand total | przedsiębiorstwa państwowe state owned enterprises | W tym Of which | | | | | | | |
|---|--------------------------|---|---------------------------|---|------------------------|----------------------------------|-------------------------------|---|----------------|--------------|
| | | | razem total | spółki companies | | cywilne civil partnerships | spółdzielnie co-operatives | osoby fizyczne prowadzące działalność gospodarczą natural persons conducting economic activity | | |
| | | | | razem total | w tym of which | | | | | |
| | | | | | handlowe commercial | | | | w tym of which | |
| | | | akcyjne joint stock | z ograniczoną odpowiedzialnością limited liability | | | | | | |
| O G Ó Ł E M..... | a | 65439 | – | 14278 | 12777 | 173 | 10297 | 1481 | 46 | 48290 |
| T O T A L | b | 64131 | – | 13256 | 11834 | 211 | 10530 | 1405 | 44 | 47297 |
| | c | 98,0 | x | 92,8 | 92,6 | 122,0 | 102,3 | 94,9 | 95,7 | 97,9 |
| Podregion/Subregion | a | 4932 | – | 294 | 223 | 3 | 181 | 70 | 10 | 4396 |
| ciechanowsko-płocki | b | 4740 | – | 266 | 187 | 3 | 161 | 78 | 9 | 4173 |
| | c | 96,1 | x | 90,5 | 83,9 | 100,0 | 89,0 | 111,4 | 90,0 | 94,9 |
| Powiaty: Powiats: | | | | | | | | | | |
| ciechanowski..... | a | 732 | – | 35 | 27 | – | 22 | 8 | 2 | 655 |
| | b | 750 | – | 31 | 21 | – | 19 | 10 | 3 | 671 |
| | c | 102,5 | x | 88,6 | 77,8 | x | 86,4 | 125,0 | 150,0 | 102,4 |
| gostyniński..... | a | 371 | – | 15 | 13 | – | 11 | 1 | 1 | 349 |
| | b | 352 | – | 15 | 9 | – | 8 | 6 | – | 316 |
| | c | 94,9 | x | 100,0 | 69,2 | x | 72,7 | 600,0 | x | 90,5 |
| mławski..... | a | 523 | – | 22 | 14 | – | 8 | 8 | – | 479 |
| | b | 499 | – | 30 | 21 | – | 14 | 9 | – | 433 |
| | c | 95,4 | x | 136,4 | 150,0 | x | 175,0 | 112,5 | x | 90,4 |
| płocki | a | 810 | – | 36 | 33 | 1 | 30 | 3 | 3 | 734 |
| | b | 795 | – | 39 | 26 | 1 | 23 | 13 | 2 | 699 |
| | c | 98,1 | x | 108,3 | 78,8 | 100,0 | 76,7 | 433,3 | 66,7 | 95,2 |
| płoński..... | a | 630 | – | 39 | 27 | – | 16 | 12 | – | 553 |
| | b | 605 | – | 37 | 22 | 1 | 18 | 14 | 1 | 529 |
| | c | 96,0 | x | 94,9 | 81,5 | x | 112,5 | 116,7 | x | 95,7 |
| sierpecki..... | a | 364 | – | 21 | 19 | – | 18 | 2 | 2 | 319 |
| | b | 369 | – | 17 | 13 | – | 12 | 4 | 1 | 326 |
| | c | 101,4 | x | 81,0 | 68,4 | x | 66,7 | 200,0 | 50,0 | 102,2 |
| żuromiński..... | a | 301 | – | 17 | 12 | – | 11 | 5 | – | 273 |
| | b | 265 | – | 7 | 1 | – | – | 6 | 1 | 239 |
| | c | 88,0 | x | 41,2 | 8,3 | x | x | 120,0 | x | 87,5 |
| Miasto na prawach powiatu City with powiat status | | | | | | | | | | |
| Płock..... | a | 1201 | – | 109 | 78 | 2 | 65 | 31 | 2 | 1034 |
| | b | 1105 | – | 90 | 74 | 1 | 67 | 16 | 1 | 960 |
| | c | 92,0 | x | 82,6 | 94,9 | 50,0 | 103,1 | 51,6 | 50,0 | 92,8 |

TABL. 6. PODMIOTY GOSPODARKI NARODOWEJ NOWO ZAREJESTROWANE WEDŁUG WYBRANYCH FORM PRAWNYCH ORAZ PODREGIONÓW I POWIATÓW (cd.)
NEWLY CREATED ENTITIES OF THE NATIONAL ECONOMY BY SELECTED LEGAL STATUS AND SUBREGIONS AND POWIATS (cont.)

| WYSZCZEGÓLNIENIE SPECIFICATION a – 2013 b – 2014 c – 2013 = 100 | Ogółem Grand total | przedsiębiorstwa państwowe state owned enterprises | W tym Of which | | | | | | osoby fizyczne prowadzące działalność gospodarczą natural persons conducting economic activity | |
|---|--------------------------|--|---------------------------|---|------------------------|----------------------------------|-------------------------------|-------------|---|----------------|
| | | | razem total | spółki companies | | cywilne civil partnerships | spółdzielnie co-operatives | | | |
| | | | | razem total | w tym of which | | | | | |
| | | | | | handlowe commercial | | | | | w tym of which |
| | | | akcyjne joint stock | z ograniczoną odpowiedzialnością limited liability | | | | | | |
| Podregion/Subregion | a | 5801 | – | 300 | 217 | – | 180 | 81 | 13 | 5208 |
| ostrolęcko-siedlecki | b | 5593 | – | 239 | 156 | 1 | 138 | 78 | 9 | 4967 |
| | c | 96,4 | x | 79,7 | 71,9 | x | 76,7 | 96,3 | 69,2 | 95,4 |
| Powiaty: Powiats: | | | | | | | | | | |
| łosicki..... | a | 226 | – | 10 | 8 | – | 7 | 2 | 3 | 209 |
| | b | 213 | – | 5 | 3 | – | 2 | 2 | – | 192 |
| | c | 94,2 | x | 50,0 | 37,5 | x | 28,6 | 100,0 | x | 91,9 |
| makowski..... | a | 327 | – | 16 | 12 | – | 10 | 4 | 2 | 296 |
| | b | 329 | – | 6 | 6 | – | 6 | – | 1 | 299 |
| | c | 100,6 | x | 37,5 | 50,0 | x | 60,0 | x | 50,0 | 101,0 |
| ostrolęcki | a | 649 | – | 23 | 16 | – | 16 | 6 | 1 | 592 |
| | b | 688 | – | 9 | 4 | – | 3 | 4 | – | 636 |
| | c | 106,0 | x | 39,1 | 25,0 | x | 18,8 | 66,7 | x | 107,4 |
| ostrowski..... | a | 484 | – | 22 | 15 | – | 14 | 7 | 1 | 447 |
| | b | 545 | – | 20 | 13 | – | 13 | 5 | – | 487 |
| | c | 112,6 | x | 90,9 | 86,7 | x | 92,9 | 71,4 | x | 108,9 |
| przasnyski..... | a | 381 | – | 11 | 8 | – | 8 | 3 | 1 | 341 |
| | b | 331 | – | 8 | 5 | – | 4 | 3 | 2 | 298 |
| | c | 86,9 | x | 72,7 | 62,5 | x | 50,0 | 100,0 | 200,0 | 87,4 |
| pułtuski..... | a | 400 | – | 18 | 13 | – | 11 | 5 | 1 | 363 |
| | b | 434 | – | 25 | 18 | – | 17 | 6 | 1 | 376 |
| | c | 108,5 | x | 138,9 | 138,5 | x | 154,5 | 120,0 | 100,0 | 103,6 |
| siedlecki | a | 502 | – | 32 | 25 | – | 23 | 7 | – | 446 |
| | b | 462 | – | 18 | 11 | – | 10 | 7 | 1 | 415 |
| | c | 92,0 | x | 56,3 | 44,0 | x | 43,5 | 100,0 | x | 93,0 |
| sokołowski..... | a | 357 | – | 21 | 13 | – | 9 | 8 | – | 318 |
| | b | 304 | – | 14 | 8 | – | 6 | 6 | – | 255 |
| | c | 85,2 | x | 66,7 | 61,5 | x | 66,7 | 75,0 | x | 80,2 |
| węgrowski..... | a | 479 | – | 22 | 16 | – | 11 | 6 | – | 431 |
| | b | 458 | – | 16 | 11 | – | 11 | 5 | 1 | 397 |
| | c | 95,6 | x | 72,7 | 68,8 | x | 100,0 | 83,3 | x | 92,1 |
| wyszkowski..... | a | 596 | – | 34 | 24 | – | 22 | 9 | – | 535 |
| | b | 602 | – | 20 | 12 | – | 9 | 8 | – | 542 |
| | c | 101,0 | x | 58,8 | 50,0 | x | 40,9 | 88,9 | x | 101,3 |

TABL. 6. PODMIOTY GOSPODARKI NARODOWEJ NOWO ZAREJESTROWANE WEDŁUG WYBRANYCH FORM PRAWNYCH ORAZ PODREGIONÓW I POWIATÓW (cd.)
NEWLY CREATED ENTITIES OF THE NATIONAL ECONOMY BY SELECTED LEGAL STATUS AND SUBREGIONS AND POWIATS (cont.)

| WYSZCZEGÓLNIENIE SPECIFICATION a – 2013 b – 2014 c – 2013 = 100 | Ogółem Grand total | przedsiębiorstwa państwowe state owned enterprises | W tym Of which | | | | | | osoby fizyczne prowadzące działalność gospodarczą natural persons conducting economic activity | |
|---|--------------------------|---|----------------|------------------|---------------------|----------|---|-------------------------------|---|-------------------------------|
| | | | razem total | spółki companies | | | | | | |
| | | | | razem total | w tym of which | | | | | |
| | | | | | handlowe commercial | | z ograniczoną odpowiedzialnością limited liability | cywilne civil partnerships | | spółdzielnie co-operatives |
| akcyjne joint stock | | | | | | | | | | |
| Podregion (dok.) / Subregion (cont.) | | | | | | | | | | |
| ostrolęcko-siedlecki | | | | | | | | | | |
| Miasta na prawach powiatu: Cities with powiat status: | | | | | | | | | | |
| Ostrolęka..... | a | 573 | – | 28 | 17 | – | 14 | 11 | 4 | 521 |
| | b | 511 | – | 38 | 24 | – | 21 | 14 | 2 | 446 |
| | c | 89,2 | x | 135,7 | 141,2 | x | 150,0 | 127,3 | 50,0 | 85,6 |
| Siedlce..... | a | 827 | – | 63 | 50 | – | 35 | 13 | – | 709 |
| | b | 716 | – | 60 | 41 | 1 | 36 | 18 | 1 | 624 |
| | c | 86,6 | x | 95,2 | 82,0 | x | 102,9 | 138,5 | x | 88,0 |
| Podregion/Subregion | a | 5143 | – | 247 | 159 | 3 | 137 | 85 | 6 | 4726 |
| radomski | b | 5015 | – | 241 | 182 | – | 169 | 56 | 8 | 4538 |
| | c | 97,5 | x | 97,6 | 114,5 | x | 123,4 | 65,9 | 133,3 | 96,0 |
| Powiaty: Powiats: | | | | | | | | | | |
| białobrzegi..... | a | 234 | – | 14 | 9 | 1 | 6 | 3 | – | 216 |
| | b | 240 | – | 21 | 21 | – | 18 | – | – | 210 |
| | c | 102,6 | x | 150,0 | 233,3 | x | 300,0 | x | x | 97,2 |
| kozienicki..... | a | 316 | – | 15 | 11 | – | 11 | 4 | – | 293 |
| | b | 341 | – | 9 | 5 | – | 3 | 3 | – | 321 |
| | c | 107,9 | x | 60,0 | 45,5 | x | 27,3 | 75,0 | x | 109,6 |
| lipski..... | a | 173 | – | 9 | 4 | – | 4 | 4 | – | 158 |
| | b | 184 | – | 3 | 1 | – | 1 | 1 | – | 173 |
| | c | 106,4 | x | 33,3 | 25,0 | x | 25,0 | 25,0 | x | 109,5 |
| przysuski..... | a | 276 | – | 8 | 4 | – | 4 | 4 | 2 | 244 |
| | b | 300 | – | 5 | 5 | – | 5 | – | 1 | 272 |
| | c | 108,7 | x | 62,5 | 125,0 | x | 125,0 | x | 50,0 | 111,5 |
| radomski..... | a | 1150 | – | 36 | 20 | – | 19 | 16 | 2 | 1085 |
| | b | 1124 | – | 39 | 29 | – | 27 | 10 | 2 | 1030 |
| | c | 97,7 | x | 108,3 | 145,0 | x | 142,1 | 62,5 | 100,0 | 94,9 |
| sztydlowiecki..... | a | 444 | – | 14 | 12 | – | 10 | 2 | 2 | 418 |
| | b | 364 | – | 11 | 8 | – | 8 | 3 | – | 331 |
| | c | 82,0 | x | 78,6 | 66,7 | x | 80,0 | 150,0 | x | 79,2 |

TABL. 6. **PODMIOTY GOSPODARKI NARODOWEJ NOWO ZAREJESTROWANE WEDŁUG WYBRANYCH FORM PRAWNYCH ORAZ PODREGIONÓW I POWIATÓW (cd.)**
NEWLY CREATED ENTITIES OF THE NATIONAL ECONOMY BY SELECTED LEGAL STATUS AND SUBREGIONS AND POWIATS (cont.)

| WYSZCZEGÓLNIENIE SPECIFICATION a – 2013 b – 2014 c – 2013 = 100 | Ogółem Grand total | przedsiębiorstwa państwowe state owned enterprises | W tym Of which | | | | | | osoby fizyczne prowadzące działalność gospodarczą natural persons conducting economic activity |
|---|--------------------------|---|---------------------------|---|----------------|----------------------------------|-------------------------------|--------------|---|
| | | | razem total | spółki companies | | cywilne civil partnerships | spółdzielnie co-operatives | | |
| | | | | w tym of which | | | | | |
| | | | | handlowe commercial | w tym of which | | | | |
| | | | akcyjne joint stock | z ograniczoną odpowiedzialnością limited liability | | | | | |
| Podregion (dok.) / Subregion (cont.) | | | | | | | | | |
| radomski | | | | | | | | | |
| Powiaty (dok.): Powiats (cont.): | | | | | | | | | |
| zwoleński..... a | 214 | – | 7 | 5 | – | 4 | 2 | – | 194 |
| b | 216 | – | 5 | 3 | – | 3 | 2 | – | 196 |
| c | 100,9 | x | 71,4 | 60,0 | x | 75,0 | 100,0 | x | 101,0 |
| Miasto na prawach powiatu City with powiat status | | | | | | | | | |
| Radom..... a | 2336 | – | 144 | 94 | 2 | 79 | 50 | – | 2118 |
| b | 2246 | – | 148 | 110 | – | 104 | 37 | 5 | 2005 |
| c | 96,1 | x | 102,8 | 117,0 | x | 131,6 | 74,0 | x | 94,7 |
| Podregion/Subregion | a | – | 11512 | 10659 | 160 | 8485 | 853 | 14 | 19628 |
| m.st. Warszawa | b | – | 10626 | 9829 | 201 | 8775 | 797 | 17 | 19695 |
| | c | x | 92,3 | 92,2 | 125,6 | 103,4 | 93,4 | 121,4 | 100,3 |
| Miasto na prawach powiatu City with powiat status | | | | | | | | | |
| m.st. Warszawa..... a | 32613 | – | 11512 | 10659 | 160 | 8485 | 853 | 14 | 19628 |
| b | 31959 | – | 10626 | 9829 | 201 | 8775 | 797 | 17 | 19695 |
| c | 98,0 | x | 92,3 | 92,2 | 125,6 | 103,4 | 93,4 | 121,4 | 100,3 |
| Podregion/Subregion | a | – | 671 | 474 | 5 | 399 | 186 | 2 | 6851 |
| warszawski wschodni | b | – | 604 | 440 | 2 | 361 | 161 | – | 6686 |
| | c | x | 90,0 | 92,8 | 40,0 | 90,5 | 86,6 | x | 97,6 |
| Powiaty: Powiats: | | | | | | | | | |
| garwoliński..... a | 712 | – | 38 | 23 | – | 21 | 15 | – | 657 |
| b | 662 | – | 19 | 13 | – | 13 | 6 | – | 594 |
| c | 93,0 | x | 50,0 | 56,5 | x | 61,9 | 40,0 | x | 90,4 |
| legionowski..... a | 1310 | – | 154 | 116 | – | 101 | 37 | – | 1118 |
| b | 1326 | – | 103 | 74 | 1 | 62 | 29 | – | 1135 |
| c | 101,2 | x | 66,9 | 63,8 | x | 61,4 | 78,4 | x | 101,5 |
| miński..... a | 1276 | – | 74 | 47 | – | 43 | 27 | – | 1145 |
| b | 1307 | – | 76 | 50 | 1 | 40 | 26 | – | 1149 |
| c | 102,4 | x | 102,7 | 106,4 | x | 93,0 | 96,3 | x | 100,3 |
| nowodworski..... a | 638 | – | 42 | 33 | – | 25 | 9 | – | 568 |
| b | 635 | – | 45 | 36 | – | 28 | 9 | – | 541 |
| c | 99,5 | x | 107,1 | 109,1 | x | 112,0 | 100,0 | x | 95,2 |

TABL. 6. PODMIOTY GOSPODARKI NARODOWEJ NOWO ZAREJESTROWANE WEDŁUG WYBRANYCH FORM PRAWNYCH ORAZ PODREGIONÓW I POWIATÓW (dok.)
NEWLY CREATED ENTITIES OF THE NATIONAL ECONOMY BY SELECTED LEGAL STATUS AND SUBREGIONS AND POWIATS (cont.)

| WYSZCZEGÓLNIENIE SPECIFICATION a – 2013 b – 2014 c – 2013 = 100 | Ogółem Grand total | przedsiębiorstwa państwowe state owned enterprises | W tym Of which | | | | | | osoby fizyczne prowadzące działalność gospodarczą natural persons conducting economic activity |
|---|--------------------------|--|---------------------------|---------------------|------------------------|----------------|-------------------------------|----------------------------------|---|
| | | | razem total | spółki companies | | | spółdzielnie co-operatives | cywilne civil partnerships | |
| | | | | razem total | w tym of which | | | | |
| | | | | | handlowe commercial | w tym of which | | | |
| | | | akcyjne joint stock | | | | | | |
| Podregion (dok.) / Subregion (cont.) | | | | | | | | | |
| warszawski wschodni | | | | | | | | | |
| Powiaty (dok.): Powiats (cont.): | | | | | | | | | |
| otwocki..... a | 1267 | – | 130 | 92 | 2 | 82 | 31 | 1 | 1070 |
| b | 1307 | – | 110 | 81 | – | 70 | 28 | – | 1117 |
| c | 103,2 | x | 84,6 | 88,0 | x | 85,4 | 90,3 | x | 104,4 |
| wołomiński..... a | 2664 | – | 233 | 163 | 3 | 127 | 67 | 1 | 2293 |
| b | 2534 | – | 251 | 186 | – | 148 | 63 | – | 2150 |
| c | 95,1 | x | 107,7 | 114,1 | x | 116,5 | 94,0 | x | 93,8 |
| Podregion/Subregion | a | – | 1254 | 1045 | 2 | 915 | 206 | 1 | 7481 |
| warszawski zachodni | b | – | 1280 | 1040 | 4 | 926 | 235 | 1 | 7238 |
| | c | x | 102,1 | 99,5 | 200,0 | 101,2 | 114,1 | 100,0 | 96,8 |
| Powiaty: Powiats: | | | | | | | | | |
| grodziski..... a | 1075 | – | 124 | 100 | – | 90 | 24 | – | 910 |
| b | 1025 | – | 137 | 114 | – | 100 | 23 | – | 843 |
| c | 95,3 | x | 110,5 | 114,0 | x | 111,1 | 95,8 | x | 92,6 |
| grójecki..... a | 683 | – | 66 | 47 | 1 | 41 | 17 | – | 587 |
| b | 689 | – | 58 | 37 | – | 32 | 18 | 1 | 583 |
| c | 100,9 | x | 87,9 | 78,7 | x | 78,0 | 105,9 | x | 99,3 |
| piaseczyński..... a | 2708 | – | 557 | 501 | – | 438 | 55 | – | 2045 |
| b | 2691 | – | 538 | 474 | 1 | 433 | 62 | – | 2001 |
| c | 99,4 | x | 96,6 | 94,6 | x | 98,9 | 112,7 | x | 97,8 |
| pruszkowski..... a | 2044 | – | 270 | 222 | – | 203 | 48 | – | 1707 |
| b | 2014 | – | 281 | 220 | – | 202 | 61 | – | 1624 |
| c | 98,5 | x | 104,1 | 99,1 | x | 99,5 | 127,1 | x | 95,1 |
| sochaczewski..... a | 601 | – | 39 | 25 | – | 21 | 14 | 1 | 535 |
| b | 586 | – | 40 | 26 | – | 22 | 14 | – | 521 |
| c | 97,5 | x | 102,6 | 104,0 | x | 104,8 | 100,0 | x | 97,4 |
| warszawski zachodni..... a | 1346 | – | 167 | 130 | 1 | 105 | 37 | – | 1129 |
| b | 1364 | – | 188 | 146 | 3 | 115 | 42 | – | 1078 |
| c | 101,3 | x | 112,6 | 112,3 | 300,0 | 109,5 | 113,5 | x | 95,5 |
| żyrardowski..... a | 626 | – | 31 | 20 | – | 17 | 11 | – | 568 |
| b | 684 | – | 38 | 23 | – | 22 | 15 | – | 588 |
| c | 109,3 | x | 122,6 | 115,0 | x | 129,4 | 136,4 | x | 103,5 |

TABL. 7. PODMIOTY GOSPODARKI NARODOWEJ WYREJESTROWANE WEDŁUG WYBRANYCH FORM PRAWNYCH ORAZ SEKCJI I DZIAŁÓW POLSKIEJ KLASYFIKACJI DZIAŁALNOŚCI
LIQUIDATED ENTITIES OF THE NATIONAL ECONOMY BY SELECTED LEGAL STATUS AND BY SECTIONS AND DIVISIONS OF THE POLISH CLASSIFICATION OF ACTIVITIES

| WYSZCZEGÓLNIENIE SPECIFICATION a – 2013 b – 2014 c – 2013 = 100 | Ogółem Grand total | W tym Of which | | | | | | | | |
|---|-----------------------|---|--------------|---------------------|--|--------------|----------------------------|----------------------------|--|--------------|
| | | przedsiębiorstwa państwowe state owned enterprises | razem total | spółki companies | | | | spółdzielnie co-operatives | osoby fizyczne prowadzące działalność gospodarczą natural persons conducting economic activity | |
| | | | | w tym of which | | | cywilne civil partnerships | | | |
| | | | | handlowe commercial | w tym of which | | | | | |
| | | | razem total | akcyjne joint stock | z ograniczoną odpowiedzialnością limited liability | | | | | |
| OGÓŁEM..... | a | 40955 | 1 | 1942 | 1101 | 49 | 738 | 841 | 37 | 38292 |
| TOTAL | b | 48128 | 2 | 2225 | 1317 | 39 | 892 | 908 | 26 | 44983 |
| | c | 117,5 | 200,0 | 114,6 | 119,6 | 79,6 | 120,9 | 108,0 | 70,3 | 117,5 |
| w tym: of which: | | | | | | | | | | |
| Rolnictwo, leśnictwo, łowiectwo i rybactwo | a | 230 | – | 9 | 8 | – | 6 | 1 | 9 | 212 |
| | b | 276 | – | 17 | 15 | – | 9 | 2 | 5 | 253 |
| Agriculture, forestry and fishing | c | 120,0 | x | 188,9 | 187,5 | x | 150,0 | 200,0 | 55,6 | 119,3 |
| Uprawy rolne, chów i hodowla zwierząt, łowiectwo ^Δ | a | 179 | – | 7 | 6 | – | 4 | 1 | 9 | 163 |
| Crop and animal production, hunting ^Δ | c | 102,8 | x | 200,0 | 200,0 | x | 200,0 | 200,0 | 55,6 | 100,6 |
| Leśnictwo i pozyskiwanie drewna | a | 47 | – | 1 | 1 | – | 1 | – | – | 46 |
| | b | 87 | – | 3 | 3 | – | 1 | – | – | 84 |
| Forestry and logging | c | 185,1 | x | 300,0 | 300,0 | x | 100,0 | x | x | 182,6 |
| Rybactwo | a | 4 | – | 1 | 1 | – | 1 | – | – | 3 |
| Fishing and aquaculture | b | 5 | – | – | – | – | – | – | – | 5 |
| | c | 125,0 | x | x | x | x | x | x | x | x |
| Przemysł..... | a | 3163 | 1 | 197 | 119 | 7 | 86 | 78 | 4 | 2950 |
| Industry | b | 3481 | 1 | 233 | 139 | 10 | 105 | 94 | 3 | 3233 |
| | c | 110,1 | 100,0 | 118,3 | 116,8 | 142,9 | 122,1 | 120,5 | 75,0 | 109,6 |
| Górnictwo i wydobywanie..... | a | 41 | – | 25 | 20 | 1 | 14 | 5 | – | 16 |
| Mining and quarrying | b | 32 | – | 8 | 8 | 1 | 5 | – | – | 24 |
| | c | 78,0 | x | 32,0 | 40,0 | 100,0 | 35,7 | x | x | 150,0 |
| wydobywanie węgla kamiennego i węgla brunatnego (lignitu) | a | – | – | – | – | – | – | – | – | – |
| | b | 2 | – | 2 | 2 | 1 | 1 | – | – | – |
| mining of coal and lignite | c | x | x | x | x | x | x | x | x | x |
| górnictwo ropy naftowej i gazu ziemnego | a | 19 | – | 19 | 19 | 1 | 13 | – | – | – |
| | b | 5 | – | 4 | 4 | – | 3 | – | – | 1 |
| extraction of crude petroleum and natural gas | c | 26,3 | x | 21,1 | 21,1 | x | 23,1 | x | x | x |
| górnictwo rud metali | a | – | – | – | – | – | – | – | – | – |
| mining of metal ores | b | – | – | – | – | – | – | – | – | – |
| | c | x | x | x | x | x | x | x | x | x |
| pozostałe górnictwo i wydobywanie | a | 21 | – | 5 | – | – | – | 5 | – | 16 |
| | b | 22 | – | 2 | 2 | – | 1 | – | – | 20 |
| other mining and quarrying | c | 104,8 | x | x | x | x | x | x | x | x |

TABL. 7. PODMIOTY GOSPODARKI NARODOWEJ WYREJESTROWANE WEDŁUG WYBRANYCH FORM PRAWNYCH ORAZ SEKCJI I DZIAŁÓW POLSKIEJ KLASYFIKACJI DZIAŁALNOŚCI (cd.)
LIQUIDATED ENTITIES OF THE NATIONAL ECONOMY BY SELECTED LEGAL STATUS AND BY SECTIONS AND DIVISIONS OF THE POLISH CLASSIFICATION OF ACTIVITIES (cont.)

| WYSZCZEGÓLNIENIE SPECIFICATION a – 2013 b – 2014 c – 2013 = 100 | Ogółem Grand total | przedsiębiorstwa państwowe state owned enterprises | W tym Of which | | | | | | spółdzielnie co-operatives | osoby fizyczne prowadzące działalność gospodarczą natural persons conducting economic activity |
|---|--------------------------|---|-----------------|---------------------|------------------------|---|----------------------------------|------------------------|-------------------------------|---|
| | | | razem total | spółki companies | | | cywilne civil partnerships | | | |
| | | | | razem total | w tym of which | | | | | |
| | | | | | handlowe commercial | z ograniczoną odpowiedzialnością limited liability | | akcyjne joint stock | | |
| Przemysł (cd.) Industry (cont.) | | | | | | | | | | |
| Górnictwo i wydobywanie (dok.) <i>Mining and quarrying (cont.)</i> | | | | | | | | | | |
| działalność usługowa wspomagająca górnictwo ^Δ <i>mining support service activities</i> | a b c | 1 3 300,0 | – – x | 1 – x | 1 – x | – – x | 1 – x | – – x | – 3 x | |
| Przetwórstwo przemysłowe..... <i>Manufacturing</i> | a b c | 2969 3253 109,6 | 1 1 100,0 | 151 193 127,8 | 82 105 128,0 | 4 5 125,0 | 61 81 132,8 | 69 88 127,5 | 4 3 75,0 | |
| produkcja artykułów spożywczych <i>manufacture of food products</i> | a b c | 213 194 91,1 | – – x | 21 27 128,6 | 15 12 80,0 | – – x | 11 10 90,9 | 6 15 250,0 | 2 – x | |
| produkcja napojów..... <i>manufacture of beverages</i> | a b c | 4 2 50,0 | – – x | 2 1 50,0 | 1 1 100,0 | 1 – x | – 1 x | 1 – x | – – x | |
| produkcja wyrobów tytoniowych <i>manufacture of tobacco products</i> | a b c | – 1 x | – – x | – – x | – – x | – – x | – – x | – – x | – 1 x | |
| produkcja wyrobów tekstylnych <i>manufacture of textiles</i> | a b c | 97 104 107,2 | – – x | 2 8 400,0 | 1 3 300,0 | – – x | 1 2 200,0 | 1 5 500,0 | – – x | |
| produkcja odzieży..... <i>manufacture of wearing apparel</i> | a b c | 294 291 99,0 | – – x | 5 10 200,0 | 2 3 150,0 | – – x | 1 3 300,0 | 3 7 233,3 | – – x | |
| produkcja skór i wyrobów skórzanych ^Δ <i>manufacture of leather and related products</i> | a b c | 82 66 80,5 | – – x | 2 2 100,0 | 1 2 200,0 | – 1 x | 1 1 100,0 | 1 – x | – 1 x | |
| produkcja wyrobów z drewna, korka, słomy i wikliny ^Δ <i>manufacture of products of wood cork, straw and wicker^Δ</i> | a b c | 207 223 107,7 | – – x | 7 8 114,3 | 3 5 166,7 | – – x | 2 3 150,0 | 4 3 75,0 | – – x | |
| produkcja papieru i wyrobów z papieru <i>manufacture of paper and paper products</i> | a b c | 52 55 105,8 | – – x | 3 8 266,7 | 2 5 250,0 | 1 1 100,0 | 1 4 400,0 | 1 3 300,0 | – – x | |

TABL. 7. PODMIOTY GOSPODARKI NARODOWEJ WYREJESTROWANE WEDŁUG WYBRANYCH FORM PRAWNYCH ORAZ SEKCJI I DZIAŁÓW POLSKIEJ KLASYFIKACJI DZIAŁALNOŚCI (cd.)
LIQUIDATED ENTITIES OF THE NATIONAL ECONOMY BY SELECTED LEGAL STATUS AND BY SECTIONS AND DIVISIONS OF THE POLISH CLASSIFICATION OF ACTIVITIES (cont.)

| WYSZCZEGÓLNIENIE SPECIFICATION a – 2013 b – 2014 c – 2013 = 100 | Ogółem Grand total | przedsiębiorstwa państwowe state owned enterprises | W tym Of which | | | | | | osoby fizyczne prowadzące działalność gospodarczą natural persons conducting economic activity | |
|--|-----------------------|---|-----------------|---------------------|--|----------------------------|----------------------------|------------------|---|---------------------|
| | | | razem total | spółki companies | | | spółdzielnie co-operatives | | | |
| | | | | razem total | w tym of which | | | | | |
| | | | | | handlowe commercial | cywilne civil partnerships | | | | |
| | | | razem total | akcyjne joint stock | z ograniczoną odpowiedzialnością limited liability | | | | | |
| Przemysł (cd.) Industry (cont.) | | | | | | | | | | |
| Przetwórstwo przemysłowe (cd.) Manufacturing (cont.) | | | | | | | | | | |
| poligrafia i reprodukcja zapisanych nośników informacji printing and reproduction of recorded media | a b c | 315 398 126,3 | – – x | 18 17 94,4 | 5 10 200,0 | – – x | 3 6 200,0 | 13 7 53,8 | – – x | 297 381 128,3 |
| produkcja koksu i produktów rafinacji ropy naftowej ^Δ manufacture of coke and refined petroleum products | a b c | 2 2 100,0 | – – x | 1 1 100,0 | 1 1 100,0 | – – x | 1 1 100,0 | – – x | – – x | 1 1 100,0 |
| produkcja chemikaliów i wyrobów chemicznych and chemical products manufacture of chemicals and chemical products | a b c | 40 43 107,5 | – – x | 5 7 140,0 | 4 6 150,0 | – – x | 4 5 125,0 | 1 1 100,0 | – 1 x | 35 35 100,0 |
| produkcja wyrobów farmaceutycznych ^Δ manufacture of pharmaceutical products ^Δ | a b c | 7 3 42,9 | – – x | 4 2 50,0 | 4 2 50,0 | – – x | 4 2 50,0 | – – x | – – x | 3 1 33,3 |
| produkcja wyrobów z gumy i tworzyw sztucznych and plastic products manufacture of rubber and plastic products | a b c | 80 119 148,8 | – – x | 10 17 170,0 | 6 12 200,0 | – – x | 4 7 175,0 | 4 5 125,0 | 1 – x | 69 100 144,9 |
| produkcja wyrobów z pozostałych mineralnych surowców niemetalicznych manufacture of other non-metallic mineral products | a b c | 168 158 94,0 | 1 1 100,0 | 5 9 180,0 | 3 5 166,7 | – – x | 3 3 100,0 | 2 4 200,0 | – – x | 162 148 91,4 |
| produkcja metali manufacture of basic metals | a b c | 10 17 170,0 | – – x | 1 3 300,0 | 1 1 100,0 | – – x | 1 1 100,0 | – 2 x | – – x | 9 14 155,6 |
| produkcja wyrobów z metali ^Δ manufacture of metal products ^Δ | a b c | 413 477 115,5 | – – x | 14 23 164,3 | 5 12 240,0 | – – x | 5 11 220,0 | 9 11 122,2 | – – x | 398 454 114,1 |

TABL. 7. PODMIOTY GOSPODARKI NARODOWEJ WYREJESTROWANE WEDŁUG WYBRANYCH FORM PRAWNYCH ORAZ SEKCJI I DZIAŁÓW POLSKIEJ KLASYFIKACJI DZIAŁALNOŚCI (cd.)
LIQUIDATED ENTITIES OF THE NATIONAL ECONOMY BY SELECTED LEGAL STATUS AND BY SECTIONS AND DIVISIONS OF THE POLISH CLASSIFICATION OF ACTIVITIES (cont.)

| WYSZCZEGÓLNIENIE SPECIFICATION a – 2013 b – 2014 c – 2013 = 100 | Ogółem Grand total | przedsiębiorstwa państwowe state owned enterprises | W tym Of which | | | | | | | osoby fizyczne prowadzące działalność gospodarczą natural persons conducting economic activity |
|---|--------------------------|---|----------------|---------------------|------------------------|---|----------------------------------|-------------------------------|-------------|---|
| | | | razem total | spółki companies | | | cywilne civil partnerships | spółdzielnie co-operatives | | |
| | | | | razem total | w tym of which | | | | | |
| | | | | | handlowe commercial | z ograniczoną odpowiedzialnością limited liability | | | | |
| Przemysł (cd.) Industry (cont.) | | | | | | | | | | |
| Przetwórstwo przemysłowe (dok.) Manufacturing (cont.) | | | | | | | | | | |
| produkcja komputerów, wyrobów elektronicznych i optycznych manufacture of computer, electronic and optical products | a b c | 81 81 100,0 | – – x | 9 11 122,2 | 5 11 220,0 | 1 2 200,0 | 3 8 266,7 | 4 – x | – 1 x | 72 68 94,4 |
| produkcja urządzeń elektrycznych manufacture of electrical equipment | a b c | 25 21 84,0 | – – x | 4 1 25,0 | 3 1 33,3 | – – x | 2 1 50,0 | 1 – x | 1 – x | 20 20 100,0 |
| produkcja maszyn i urządzeń ^Δ manufacture of machinery and equipment n.e.c. | a b c | 37 61 164,9 | – – x | 10 9 90,0 | 7 6 85,7 | – 1 x | 5 5 100,0 | 3 3 100,0 | – – x | 27 50 185,2 |
| produkcja pojazdów samochodowych, przyczep i naczep ^Δ manufacture of motor vehicles, trailers and semi-trailers | a b c | 18 14 77,8 | – – x | 2 2 100,0 | 1 – x | – – x | 1 – x | 1 2 200,0 | – – x | 16 12 75,0 |
| produkcja pozostałego sprzętu transportowego manufacture of other transport equipment | a b c | 19 22 115,8 | – – x | 2 2 100,0 | 2 1 50,0 | 1 – x | – 1 x | – 1 x | – – x | 17 20 117,6 |
| produkcja mebli..... manufacture of furniture | a b c | 251 281 112,0 | – – x | 3 6 200,0 | – 2 x | – – x | – 2 x | 3 4 133,3 | – – x | 248 275 110,9 |
| pozostała produkcja wyrobów..... other manufacturing | a b c | 216 219 101,4 | – – x | 5 5 100,0 | 4 – x | – – x | 3 – x | 1 5 500,0 | – – x | 211 214 101,4 |
| naprawa, konserwacja i instalowanie maszyn i urządzeń repair and installation of machinery and equipment | a b c | 338 401 118,6 | – – x | 16 14 87,5 | 6 4 66,7 | – – x | 5 4 80,0 | 10 10 100,0 | – – x | 321 387 120,6 |

TABL. 7. PODMIOTY GOSPODARKI NARODOWEJ WYREJESTROWANE WEDŁUG WYBRANYCH FORM PRAWNYCH ORAZ SEKCJI I DZIAŁÓW POLSKIEJ KLASYFIKACJI DZIAŁALNOŚCI (cd.)
LIQUIDATED ENTITIES OF THE NATIONAL ECONOMY BY SELECTED LEGAL STATUS AND BY SECTIONS AND DIVISIONS OF THE POLISH CLASSIFICATION OF ACTIVITIES (cont.)

| WYSZCZEGÓLNIENIE SPECIFICATION a – 2013 b – 2014 c – 2013 = 100 | Ogółem Grand total | przedsiębiorstwa państwowe state owned enterprises | W tym Of which | | | | | | | |
|---|-----------------------|---|----------------|------------------|---------------------|--|----------------------------|----------------------------|--|-------|
| | | | razem total | spółki companies | | | | spółdzielnie co-operatives | osoby fizyczne prowadzące działalność gospodarczą natural persons conducting economic activity | |
| | | | | razem total | w tym of which | | | | | |
| | | | | | handlowe commercial | w tym of which | | | | |
| | | | | razem total | akcyjne joint stock | z ograniczoną odpowiedzialnością limited liability | cywilne civil partnerships | | | |
| Przemysł (dok.) Industry (cont.) | | | | | | | | | | |
| Wytwarzanie i zaopatrywanie w energię elektryczną, gaz, parę wodną i gorącą wodę ^Δ <i>Electricity, gas, steam and air conditioning supply</i> | a | 29 | – | 11 | 10 | 1 | 8 | 1 | – | 18 |
| | b | 54 | – | 23 | 22 | 4 | 15 | 1 | – | 30 |
| | c | 186,2 | x | 209,1 | 220,0 | 400,0 | 187,5 | 100,0 | x | 166,7 |
| Dostawa wody; gospodarowanie ściekami i odpadami; rekultywacja ^Δ <i>Water supply; sewerage, waste management and remediation activities</i> | a | 124 | – | 10 | 7 | 1 | 3 | 3 | – | 105 |
| | b | 142 | – | 9 | 4 | – | 4 | 5 | – | 128 |
| | c | 114,5 | x | 90,0 | 57,1 | x | 133,3 | 166,7 | x | 121,9 |
| pobór, uzdatnianie i dostarczanie wody <i>water collection, treatment and supply</i> | a | 11 | – | – | – | – | – | – | – | 5 |
| | b | 8 | – | 1 | 1 | – | 1 | – | – | 5 |
| | c | 72,7 | x | x | x | x | x | x | x | 100,0 |
| odprowadzanie i oczyszczanie ścieków <i>sewerage</i> | a | 33 | – | 1 | 1 | – | – | – | – | 32 |
| | b | 29 | – | – | – | – | – | – | – | 28 |
| | c | 87,9 | x | x | x | x | x | x | x | 87,5 |
| gospodarka odpadami; odzysk surowców ^Δ <i>waste collection, treatment and disposal activities; materials recovery</i> | a | 74 | – | 7 | 4 | 1 | 1 | 3 | – | 64 |
| | b | 98 | – | 8 | 3 | – | 3 | 5 | – | 89 |
| | c | 132,4 | x | 114,3 | 75,0 | x | 300,0 | 166,7 | x | 139,1 |
| rekultywacja ^Δ | a | 6 | – | 2 | 2 | – | 2 | – | – | 4 |
| rekultywacja ^Δ | b | 7 | – | – | – | – | – | – | – | 6 |
| | c | 116,7 | x | x | x | x | x | x | x | 150,0 |

TABL. 7. PODMIOTY GOSPODARKI NARODOWEJ WYREJESTROWANE WEDŁUG WYBRANYCH FORM PRAWNYCH ORAZ SEKCJI I DZIAŁÓW POLSKIEJ KLASYFIKACJI DZIAŁALNOŚCI (cd.)
LIQUIDATED ENTITIES OF THE NATIONAL ECONOMY BY SELECTED LEGAL STATUS AND BY SECTIONS AND DIVISIONS OF THE POLISH CLASSIFICATION OF ACTIVITIES (cont.)

| WYSZCZEGÓLNIENIE SPECIFICATION a – 2013 b – 2014 c – 2013 = 100 | Ogółem Grand total | przedsiębiorstwa państwowe state owned enterprises | W tym Of which | | | | | | osoby fizyczne prowadzące działalność gospodarczą natural persons conducting economic activity | |
|---|-----------------------|---|----------------|------------------|---------------------|---|----------------------------|----------------------------|---|--------------|
| | | | razem total | spółki companies | | | spółdzielnie co-operatives | | | |
| | | | | razem total | w tym of which | | | | | |
| | | | | | handlowe commercial | z ograniczoną odpowiedzialnością limited liability | | cywilne civil partnerships | | |
| Budownictwo..... | a | 5290 | – | 169 | 108 | 8 | 64 | 61 | 4 | 5111 |
| Construction | b | 6240 | 1 | 198 | 155 | 2 | 115 | 43 | 2 | 6037 |
| | c | 118,0 | x | 117,2 | 143,5 | 25,0 | 179,7 | 70,5 | 50,0 | 118,1 |
| Budowa budynków ^Δ | a | 1423 | – | 97 | 75 | 6 | 49 | 22 | 2 | 1321 |
| Construction of buildings□ | b | 1601 | 1 | 136 | 125 | 2 | 93 | 11 | 2 | 1462 |
| | c | 112,5 | x | 140,2 | 166,7 | 33,3 | 189,8 | 50,0 | 100,0 | 110,7 |
| Budowa obiektów inżynierii lądowej i wodnej ^Δ | a | 187 | – | 11 | 10 | 1 | 7 | 1 | – | 173 |
| Civil engineering | b | 252 | – | 6 | 2 | – | 2 | 4 | – | 245 |
| | c | 134,8 | x | 54,5 | 20,0 | x | 28,6 | 400,0 | x | 141,6 |
| Roboty budowlane specjalistyczne | a | 3680 | – | 61 | 23 | 1 | 8 | 38 | 2 | 3617 |
| Specialised construction activities | b | 4387 | – | 56 | 28 | – | 20 | 28 | – | 4330 |
| | c | 119,2 | x | 91,8 | 121,7 | x | 250,0 | 73,7 | x | 119,7 |
| Handel; naprawa pojazdów samochodowych^Δ | a | 13091 | – | 538 | 250 | 5 | 159 | 288 | 6 | 12541 |
| Trade; repair of motor vehicles^Δ | b | 13637 | – | 557 | 240 | 4 | 157 | 317 | 6 | 13063 |
| | c | 104,2 | x | 103,5 | 96,0 | 80,0 | 98,7 | 110,1 | 100,0 | 104,2 |
| Handel hurtowy i detaliczny pojazdami samochodowymi oraz ich naprawa ^Δ | a | 1547 | – | 54 | 12 | – | 9 | 42 | – | 1493 |
| Wholesale and retail trade and repair of motor vehicles and motorcycles | b | 1855 | – | 58 | 26 | – | 13 | 32 | – | 1796 |
| | c | 119,9 | x | 107,4 | 216,7 | x | 144,4 | 76,2 | x | 120,3 |
| Handel hurtowy ^Δ | a | 2338 | – | 235 | 167 | 5 | 121 | 68 | 1 | 2098 |
| Wholesale trade ^Δ | b | 2584 | – | 219 | 139 | 3 | 100 | 80 | 2 | 2353 |
| | c | 110,5 | x | 93,2 | 83,2 | 60,0 | 82,6 | 117,6 | 200,0 | 112,2 |
| Handel detaliczny ^Δ | a | 9206 | – | 249 | 71 | – | 29 | 178 | 5 | 8950 |
| Retail trade ^Δ | b | 9198 | – | 280 | 75 | 1 | 44 | 205 | 4 | 8914 |
| | c | 99,9 | x | 112,4 | 105,6 | x | 151,7 | 115,2 | 80,0 | 99,6 |
| Transport i gospodarka magazynowa | a | 2972 | – | 78 | 33 | 2 | 23 | 45 | – | 2892 |
| Transportation and storage | b | 3422 | – | 85 | 39 | 1 | 31 | 46 | – | 3335 |
| | c | 115,1 | x | 109,0 | 118,2 | 50,0 | 134,8 | 102,2 | x | 115,3 |
| Transport lądowy i rurociągowy ^Δ | a | 2571 | – | 55 | 17 | 1 | 10 | 38 | – | 2516 |
| Land and pipeline transport ^Δ | b | 2953 | – | 61 | 25 | – | 19 | 36 | – | 2892 |
| | c | 114,9 | x | 110,9 | 147,1 | x | 190,0 | 94,7 | x | 114,9 |
| Transport wodny..... | a | 3 | – | – | – | – | – | – | – | 3 |
| Water transport | b | 9 | – | – | – | – | – | – | – | 9 |
| | c | 300,0 | x | x | x | x | x | x | x | 300,0 |
| Transport lotniczy..... | a | 13 | – | 2 | 2 | – | 2 | – | – | 9 |
| Air transport | b | 15 | – | 4 | 3 | 1 | 2 | 1 | – | 10 |
| | c | 115,4 | x | 200,0 | 150,0 | x | 100,0 | x | x | 111,1 |

TABL. 7. PODMIOTY GOSPODARKI NARODOWEJ WYREJESTROWANE WEDŁUG WYBRANYCH FORM PRAWNYCH ORAZ SEKCJI I DZIAŁÓW POLSKIEJ KLASYFIKACJI DZIAŁALNOŚCI (cd.)
LIQUIDATED ENTITIES OF THE NATIONAL ECONOMY BY SELECTED LEGAL STATUS AND BY SECTIONS AND DIVISIONS OF THE POLISH CLASSIFICATION OF ACTIVITIES (cont.)

| WYSZCZEGÓLNIENIE SPECIFICATION a – 2013 b – 2014 c – 2013 = 100 | Ogółem Grand total | przedsiębiorstwa państwowe state owned enterprises | W tym Of which | | | | | | spółdzielnie co-operatives | osoby fizyczne prowadzące działalność gospodarczą natural persons conducting economic activity |
|--|--------------------------|---|----------------|---------------------|--|----------------------------|-------|-------|----------------------------|--|
| | | | razem total | spółki companies | | | | | | |
| | | | | razem total | w tym of which | | | | | |
| | | | | | handlowe commercial | w tym of which | | | | |
| | | | razem total | akcyjne joint stock | z ograniczoną odpowiedzialnością limited liability | cywilne civil partnerships | | | | |
| Transport i gospodarka magazynowa (dok.) Transportation and storage (cont.) | | | | | | | | | | |
| Magazynowanie i działalność usługowa wspomagająca | a | 205 | – | 21 | 14 | 1 | 11 | 7 | – | 184 |
| transport | b | 240 | – | 15 | 10 | – | 9 | 5 | – | 224 |
| | c | 117,1 | x | 71,4 | 71,4 | x | 81,8 | 71,4 | x | 121,7 |
| <i>Warehousing and support activities for transportation</i> | | | | | | | | | | |
| Działalność pocztowa i kurierska..... | a | 180 | – | – | – | – | – | – | – | 180 |
| Postal and courier activities | b | 205 | – | 5 | 1 | – | 1 | 4 | – | 200 |
| | c | 113,9 | x | x | x | x | x | x | x | 111,1 |
| Zakwaterowanie i gastronomia^Δ Accommodation and catering^Δ | a | 1454 | – | 83 | 27 | – | 16 | 56 | 1 | 1370 |
| | b | 1592 | – | 85 | 33 | 1 | 15 | 52 | 1 | 1506 |
| | c | 109,5 | x | 102,4 | 122,2 | x | 93,8 | 92,9 | 100,0 | 109,9 |
| Zakwaterowanie..... | a | 162 | – | 11 | 8 | – | 5 | 3 | – | 151 |
| Accommodation | b | 144 | – | 9 | 5 | – | 4 | 4 | – | 135 |
| | c | 88,9 | x | 81,8 | 62,5 | x | 80,0 | 133,3 | x | 89,4 |
| Gastronomia ^Δ | a | 1292 | – | 72 | 19 | – | 11 | 53 | 1 | 1219 |
| Catering ^Δ | b | 1448 | – | 76 | 28 | 1 | 11 | 48 | 1 | 1371 |
| | c | 112,1 | x | 105,6 | 147,4 | x | 100,0 | 90,6 | 100,0 | 112,5 |
| Informacja i komunikacja..... Information and communication | a | 1544 | – | 165 | 110 | 5 | 81 | 55 | – | 1379 |
| | b | 2193 | – | 151 | 102 | 8 | 80 | 49 | – | 2038 |
| | c | 142,0 | x | 91,5 | 92,7 | 160,0 | 98,8 | 89,1 | x | 147,8 |
| Działalność wydawnicza..... | a | 222 | – | 43 | 27 | 1 | 20 | 16 | – | 179 |
| Publishing activities | b | 262 | – | 29 | 19 | 1 | 15 | 10 | – | 232 |
| | c | 118,0 | x | 67,4 | 70,4 | 100,0 | 75,0 | 62,5 | x | 129,6 |
| Produkcja filmów, programów telewizyjnych i nagrań ^Δ | a | 237 | – | 12 | 10 | – | 7 | 2 | – | 225 |
| Motion, sound and music publishing activities ^Δ | b | 332 | – | 13 | 7 | – | 5 | 6 | – | 318 |
| | c | 140,1 | x | 108,3 | 70,0 | x | 71,4 | 300,0 | x | 141,3 |
| Nadawanie programów ogólnodostępnych i abonamentowych | a | 3 | – | – | – | – | – | – | – | 3 |
| | b | 10 | – | 6 | 3 | 2 | 1 | 3 | – | 4 |
| | c | 333,3 | x | x | x | x | x | x | x | 133,3 |
| <i>Programming and broadcasting activities</i> | | | | | | | | | | |
| Telekomunikacja..... | a | 102 | – | 19 | 16 | 2 | 14 | 3 | – | 83 |
| Telecommunications | b | 155 | – | 15 | 12 | 1 | 11 | 3 | – | 140 |
| | c | 152,0 | x | 78,9 | 75,0 | 50,0 | 78,6 | 100,0 | x | 168,7 |

TABL. 7. PODMIOTY GOSPODARKI NARODOWEJ WYREJESTROWANE WEDŁUG WYBRANYCH FORM PRAWNYCH ORAZ SEKCJI I DZIAŁÓW POLSKIEJ KLASYFIKACJI DZIAŁALNOŚCI (cd.)
LIQUIDATED ENTITIES OF THE NATIONAL ECONOMY BY SELECTED LEGAL STATUS AND BY SECTIONS AND DIVISIONS OF THE POLISH CLASSIFICATION OF ACTIVITIES (cont.)

| WYSZCZEGÓLNIENIE SPECIFICATION a – 2013 b – 2014 c – 2013 = 100 | Ogółem Grand total | przedsiębiorstwa państwowe state owned enterprises | W tym Of which | | | | | | spółdzielnie co-operatives | osoby fizyczne prowadzące działalność gospodarczą natural persons conducting economic activity |
|--|-----------------------------|---|---------------------|---------------------|---------------------|--|----------------------------|-----------------|----------------------------|--|
| | | | razem total | spółki companies | | | cywilne civil partnerships | | | |
| | | | | razem total | w tym of which | | | | | |
| | | | | | handlowe commercial | z ograniczoną odpowiedzialnością limited liability | | | | |
| Informacja i komunikacja (dok.) Information and communication (cont.) | | | | | | | | | | |
| Działalność związana z oprogramowaniem i doradztwo w zakresie informatyki ^Δ <i>Computer programming and consultancy activities^Δ</i> | a 713 b 1025 c 143,8 | – – x | 59 55 93,2 | 39 40 102,6 | 1 2 200,0 | 26 32 123,1 | 20 15 75,0 | – – x | 654 968 148,0 | |
| Działalność usługowa w zakresie informacji <i>Information service activities</i> | a 267 b 409 c 153,2 | – – x | 32 33 103,1 | 18 21 116,7 | 1 2 200,0 | 14 16 114,3 | 14 12 85,7 | – – x | 235 376 160,0 | |
| Działalność finansowa i ubezpieczeniowa Financial and insurance activities | a 1764 b 2303 c 130,6 | – – x | 67 118 176,1 | 56 103 183,9 | 14 9 64,3 | 30 59 196,7 | 11 15 136,4 | 2 1 50,0 | 1662 2106 126,7 | |
| Finansowa działalność usługowa ^Δ <i>Financial service activities^Δ</i> | a 295 b 441 c 149,5 | – – x | 42 76 181,0 | 38 70 184,2 | 13 6 46,2 | 19 36 189,5 | 4 6 150,0 | 2 1 50,0 | 222 290 130,6 | |
| Ubezpieczenia, reasekuracja i fundusze emerytalne ^Δ <i>Insurance, reinsurance and pension funding^Δ</i> | a 24 b 22 c 91,7 | – – x | 1 – x | 1 – x | 1 – x | – – x | – – x | – – x | 22 20 90,9 | |
| Działalność wspomagająca usługi finansowe oraz ubezpieczenia i fundusze emerytalne <i>Activities auxiliary to financial services and insurance activities</i> | a 1445 b 1840 c 127,3 | – – x | 24 42 175,0 | 17 33 194,1 | – 3 x | 11 23 209,1 | 7 9 128,6 | – – x | 1418 1796 126,7 | |
| Obsługa rynku nieruchomości^Δ Real estate activities | a 651 b 909 c 139,6 | – – x | 117 194 165,8 | 97 163 168,0 | 1 1 100,0 | 82 116 141,5 | 20 31 155,0 | 10 6 60,0 | 513 701 136,6 | |
| Działalność profesjonalna, naukowa i techniczna Professional, scientific and technical activities | a 3833 b 5175 c 135,0 | – – x | 298 342 114,8 | 194 238 122,7 | 4 1 25,0 | 125 142 113,6 | 104 104 100,0 | – – x | 3515 4819 137,1 | |
| Działalność prawnicza, rachunkowo-księgową i doradztwo podatkowe <i>Legal and accounting activities</i> | a 636 b 784 c 123,3 | – – x | 64 87 135,9 | 36 51 141,7 | – – x | 14 14 100,0 | 28 36 128,6 | – – x | 570 697 122,3 | |
| Działalność firm centralnych; doradztwo w zarządzaniu ^Δ <i>Activities of head offices; management consultancy activities</i> | a 879 b 1368 c 155,6 | – – x | 92 127 138,0 | 79 115 145,6 | 3 1 33,3 | 59 73 123,7 | 13 12 92,3 | – – x | 783 1239 158,2 | |

TABL. 7. PODMIOTY GOSPODARKI NARODOWEJ WYREJESTROWANE WEDŁUG WYBRANYCH FORM PRAWNYCH ORAZ SEKCJI I DZIAŁÓW POLSKIEJ KLASYFIKACJI DZIAŁALNOŚCI (cd.)
LIQUIDATED ENTITIES OF THE NATIONAL ECONOMY BY SELECTED LEGAL STATUS AND BY SECTIONS AND DIVISIONS OF THE POLISH CLASSIFICATION OF ACTIVITIES (cont.)

| WYSZCZEGÓLNIENIE SPECIFICATION a – 2013 b – 2014 c – 2013 = 100 | Ogółem Grand total | przedsiębiorstwa państwowe state owned enterprises | W tym Of which | | | | | | spółdzielnie co-operatives | osoby fizyczne prowadzące działalność gospodarczą natural persons conducting economic activity |
|---|-----------------------------|---|-------------------|-------------------|---------------------|--|----------------------------|-------------|----------------------------|--|
| | | | razem total | spółki companies | | | cywilne civil partnerships | | | |
| | | | | razem total | w tym of which | | | | | |
| | | | | | handlowe commercial | z ograniczoną odpowiedzialnością limited liability | | | | |
| Działalność profesjonalna, naukowa i techniczna (dok.) Professional, scientific and technical activities (cont.) | | | | | | | | | | |
| Działalność w zakresie architektury i inżynierii; badania i analizy techniczne <i>Architectural and engineering activities; technical testing and analysis</i> | a 637 b 772 c 121,2 | – – x | 51 46 90,2 | 30 18 60,0 | – – x | 22 16 72,7 | 21 28 133,3 | – – x | 584 724 124,0 | |
| Badania naukowe i prace rozwojowe <i>Scientific research and development</i> | a 52 b 70 c 134,6 | – – x | 11 7 63,6 | 10 6 60,0 | 1 – x | 8 5 62,5 | 1 1 100,0 | – – x | 41 62 151,2 | |
| Reklama, badanie rynku i opinii publicznej <i>Advertising and market research</i> | a 724 b 1019 c 140,7 | – – x | 50 49 98,0 | 26 35 134,6 | – – x | 13 23 176,9 | 24 14 58,3 | – – x | 662 962 145,3 | |
| Pozostała działalność profesjonalna, naukowa i techniczna <i>Other professional, scientific and technical activities</i> | a 851 b 1085 c 127,5 | – – x | 27 21 77,8 | 12 13 108,3 | – – x | 9 11 122,2 | 15 8 53,3 | – – x | 824 1063 129,0 | |
| Działalność weterynaryjna <i>Veterinary activities</i> | a 54 b 77 c 142,6 | – – x | 3 5 166,7 | 1 – x | – – x | – – x | 2 5 250,0 | – – x | 51 72 141,2 | |
| Administrowanie i działalność wspierająca^Δ Administrative and support service activities | a 1760 b 2388 c 135,7 | – – x | 80 80 100,0 | 51 40 78,4 | 3 2 66,7 | 37 28 75,7 | 29 40 137,9 | – – x | 1679 2306 137,3 | |
| Wynajem i dzierżawa <i>Rental and leasing activities</i> | a 142 b 199 c 140,1 | – – x | 12 13 108,3 | 8 8 100,0 | – – x | 6 7 116,7 | 4 5 125,0 | – – x | 130 186 143,1 | |
| Działalność związana z zatrudnieniem <i>Employment activities</i> | a 78 b 113 c 144,9 | – – x | 14 13 92,9 | 12 7 58,3 | – 1 x | 9 5 55,6 | 2 6 300,0 | – – x | 63 100 158,7 | |
| Działalność związana z turystyką ^Δ <i>Tourism activities^Δ</i> | a 150 b 179 c 119,3 | – – x | 18 15 83,3 | 13 7 53,8 | 2 – x | 9 5 55,6 | 5 8 160,0 | – – x | 132 164 124,2 | |
| Działalność detektywistyczna i ochroniarska <i>Security and investigation activities</i> | a 65 b 63 c 96,9 | – – x | 12 8 66,7 | 11 5 45,5 | 1 1 100,0 | 6 1 16,7 | 1 3 300,0 | – – x | 53 55 103,8 | |

TABL. 7. PODMIOTY GOSPODARKI NARODOWEJ WYREJESTROWANE WEDŁUG WYBRANYCH FORM PRAWNYCH ORAZ SEKCJI I DZIAŁÓW POLSKIEJ KLASYFIKACJI DZIAŁALNOŚCI (cd.)
LIQUIDATED ENTITIES OF THE NATIONAL ECONOMY BY SELECTED LEGAL STATUS AND BY SECTIONS AND DIVISIONS OF THE POLISH CLASSIFICATION OF ACTIVITIES (cont.)

| WYSZCZEGÓLNIENIE SPECIFICATION a – 2013 b – 2014 c – 2013 = 100 | Ogółem Grand total | przedsiębiorstwa państwowe state owned enterprises | W tym Of which | | | | | | spółdzielnie co-operatives | osoby fizyczne prowadzące działalność gospodarczą natural persons conducting economic activity |
|--|--------------------------|---|----------------|-------------------|---------------------|---------------------|----------------------------|--|----------------------------|--|
| | | | razem total | spółki companies | | | cywilne civil partnerships | | | |
| | | | | razem total | w tym of which | | | | | |
| | | | | | handlowe commercial | akcyjne joint stock | | z ograniczoną odpowiedzialnością limited liability | | |
| Administrowanie i działalność wspierająca^A (dok.) Administrative and support service activities (cont.) | | | | | | | | | | |
| Utrzymanie porządku w budynkach i zagospodarowanie zieleni ^A <i>Services to buildings and landscape activities</i> | a b c | 693 895 129,1 | – – x | 10 13 130,0 | 2 2 100,0 | – – x | 2 1 50,0 | 8 11 137,5 | – – x | 683 882 129,1 |
| Administracyjna obsługa biura; wspomaganie działalności gospodarczej ^A <i>Office administrative and business support^A</i> | a b c | 632 939 148,6 | – – x | 14 18 128,6 | 5 11 220,0 | – – x | 5 9 180,0 | 9 7 77,8 | – – x | 618 919 148,7 |
| Administracja publiczna i obrona narodowa; obowiązkowe zabezpieczenia społeczne Public administration and defence; compulsory social security | a b c | 16 14 87,5 | – – x | – – x | – – x | – – x | – – x | – – x | – – x | – 2 x |
| Edukacja..... Education | a b c | 1378 1991 144,5 | – – x | 41 57 139,0 | 13 18 138,5 | – – x | 6 13 216,7 | 28 39 139,3 | – – x | 1108 1575 142,1 |
| Opieka zdrowotna i pomoc społeczna Human health and social work activities | a b c | 1110 1457 131,3 | – – x | 47 55 117,0 | 19 16 84,2 | – – x | 13 9 69,2 | 28 39 139,3 | – 1 x | 1041 1348 129,5 |
| Opieka zdrowotna..... <i>Human health activities</i> | a b c | 929 1207 129,9 | – – x | 37 39 105,4 | 19 13 68,4 | – – x | 13 6 46,2 | 18 26 144,4 | – 1 x | 876 1166 133,1 |
| Pomoc społeczna z zakwaterowaniem <i>Residential care activities</i> | a b c | 17 22 129,4 | – – x | 1 1 100,0 | – – x | – – x | – – x | 1 1 100,0 | – – x | 11 20 181,8 |
| Pomoc społeczna bez zakwaterowania <i>Social work activities without accommodation</i> | a b c | 164 228 139,0 | – – x | 9 15 166,7 | – 3 x | – – x | – 3 x | 9 12 133,3 | – – x | 154 162 105,2 |

TABL. 7. **PODMIOTY GOSPODARKI NARODOWEJ WYREJESTROWANE WEDŁUG WYBRANYCH FORM PRAWNYCH ORAZ SEKCJI I DZIAŁÓW POLSKIEJ KLASYFIKACJI DZIAŁALNOŚCI (dok.)**
LIQUIDATED ENTITIES OF THE NATIONAL ECONOMY BY SELECTED LEGAL STATUS AND BY SECTIONS AND DIVISIONS OF THE POLISH CLASSIFICATION OF ACTIVITIES (cont.)

| WYSZCZEGÓLNIENIE SPECIFICATION a – 2013 b – 2014 c – 2013 = 100 | Ogółem Grand total | przedsiębiorstwa państwowe state owned enterprises | W tym Of which | | | | | | | |
|---|--------------------------|---|----------------|------------------|---------------------|--|-------------------------------|-------------------------------|--|--------------|
| | | | razem total | spółki companies | | | cywilne civil partnerships | spółdzielnie co-operatives | osoby fizyczne prowadzące działalność gospodarczą natural persons conducting economic activity | |
| | | | | razem total | w tym of which | | | | | |
| | | | | | handlowe commercial | z ograniczoną odpowiedzialnością limited liability | | | | |
| Działalność związana z kulturą, rozrywką i rekreacją | a | 550 | – | 14 | 8 | – | 7 | 6 | – | 516 |
| | b | 704 | – | 14 | 7 | – | 6 | 7 | – | 656 |
| | c | 128,0 | x | 100,0 | 87,5 | x | 85,7 | 116,7 | x | 127,1 |
| Arts, entertainment and recreation | | | | | | | | | | |
| Działalność twórcza związana z kulturą i rozrywką | a | 278 | – | 3 | 1 | – | 1 | 2 | – | 272 |
| | b | 377 | – | 3 | 2 | – | 2 | 1 | – | 364 |
| Creative, arts and entertainment activities | c | 135,6 | x | 100,0 | 200,0 | x | 200,0 | 50,0 | x | 133,8 |
| Działalność bibliotek, archiwów, muzeów oraz pozostała działalność związana z kulturą | a | 16 | – | – | – | – | – | – | – | 14 |
| | b | 15 | – | – | – | – | – | – | – | 11 |
| Libraries, archives, museums and other cultural activities | c | 93,8 | x | x | x | x | x | x | x | 78,6 |
| Działalność związana z grami losowymi i zakładami wzajemnymi | a | 18 | – | 1 | 1 | – | 1 | – | – | 17 |
| | b | 22 | – | 1 | 1 | – | 1 | – | – | 21 |
| Gambling and betting activities | c | 122,2 | x | 100,0 | 100,0 | x | 100,0 | x | x | 123,5 |
| Działalność sportowa, rozrywkowa i rekreacyjna | a | 238 | – | 10 | 6 | – | 5 | 4 | – | 213 |
| | b | 290 | – | 10 | 4 | – | 3 | 6 | – | 260 |
| Sports activities and amusement and recreation activities | c | 121,8 | x | 100,0 | 66,7 | x | 60,0 | 150,0 | x | 122,1 |
| Pozostała działalność usługowa | a | 2147 | – | 39 | 8 | – | 3 | 31 | 1 | 1801 |
| | b | 2346 | – | 39 | 9 | – | 7 | 30 | 1 | 2005 |
| Other service activities | c | 109,3 | x | 100,0 | 112,5 | x | 233,3 | 96,8 | 100,0 | 111,3 |
| Działalność organizacji członkowskich | a | 310 | – | – | – | – | – | – | 1 | 3 |
| | b | 300 | – | – | – | – | – | – | – | – |
| Activities of membership organisations | c | 96,8 | x | x | x | x | x | x | x | x |
| Naprawa i konserwacja komputerów i artykułów użytku osobistego i domowego | a | 444 | – | 4 | – | – | – | 4 | – | 440 |
| | b | 466 | – | 10 | 2 | – | 1 | 8 | – | 456 |
| Repair of computers and personal and household goods | c | 105,0 | x | 250,0 | x | x | x | 200,0 | x | 103,6 |
| Pozostała indywidualna działalność usługowa | a | 1393 | – | 35 | 8 | – | 3 | 27 | – | 1358 |
| | b | 1580 | – | 29 | 7 | – | 6 | 22 | 1 | 1549 |
| Other personal service activities | c | 113,4 | x | 82,9 | 87,5 | x | 200,0 | 81,5 | x | 114,1 |

TABL. 8. PODMIOTY GOSPODARKI NARODOWEJ WYREJESTROWANE WEDŁUG WYBRANYCH FORM PRAWNYCH ORAZ PODREGIONÓW I POWIATÓW
LIQUIDATED ENTITIES OF THE NATIONAL ECONOMY BY SELECTED LEGAL STATUS AND BY SUBREGIONS AND POWIATS

| WYSZCZEGÓLNIENIE SPECIFICATION a – 2013 b – 2014 c – 2013 = 100 | Ogółem Grand total | W tym Of which | | | | | | | | |
|---|--------------------------|--|------------------|---------------------|---------------------------|---|--------------|---------------------------------------|--|---|
| | | przedsiębiorstwa państwowe state owned enter- prises | spółki companies | | | | | | spółdzielnie co- operati- ves | osoby fizyczne prowadzące działalność gospodarczą natural persons conducting economic activity |
| | | | razem total | w tym of which | | | | cywilne civil partner- ships | | |
| | | | | handlowe commercial | | z ograniczoną odpowiedzialnością limited liability | | | | |
| | | | | razem total | akcyjne joint stock | | | | | |
| OGÓŁEM..... | a | 40955 | 1 | 1942 | 1101 | 49 | 738 | 841 | 37 | 38292 |
| TOTAL | b | 48128 | 2 | 2225 | 1317 | 39 | 892 | 908 | 26 | 44983 |
| | c | 117,5 | 200,0 | 114,6 | 119,6 | 79,6 | 120,9 | 108,0 | 70,3 | 117,5 |
| Podregion/Subregion | a | 3831 | – | 54 | 15 | – | 10 | 39 | 9 | 3719 |
| ciechanowsko-płocki | b | 4115 | – | 74 | 29 | 3 | 20 | 45 | 4 | 3934 |
| | c | 107,4 | x | 137,0 | 193,3 | x | 200,0 | 115,4 | 44,4 | 105,8 |
| Powiaty: Powiats: | | | | | | | | | | |
| ciechanowski..... | a | 539 | – | 9 | 4 | – | 3 | 5 | – | 519 |
| | b | 641 | – | 10 | 5 | – | 5 | 5 | 1 | 611 |
| | c | 118,9 | x | 111,1 | 125,0 | x | 166,7 | 100,0 | x | 117,7 |
| gostyniński..... | a | 265 | – | 2 | – | – | – | 2 | 1 | 260 |
| | b | 327 | – | 2 | 2 | – | 1 | – | 1 | 321 |
| | c | 123,4 | x | 100,0 | x | x | x | x | 100,0 | 123,5 |
| mławski..... | a | 405 | – | 10 | 1 | – | 1 | 9 | 3 | 386 |
| | b | 387 | – | 8 | 3 | – | 3 | 5 | – | 364 |
| | c | 95,6 | x | 80,0 | 300,0 | x | 300,0 | 55,6 | x | 94,3 |
| płocki | a | 568 | – | 4 | 2 | – | 1 | 2 | 2 | 557 |
| | b | 622 | – | 6 | 1 | – | – | 5 | – | 602 |
| | c | 109,5 | x | 150,0 | 50,0 | x | x | 250,0 | x | 108,1 |
| płoński..... | a | 458 | – | 6 | 2 | – | 2 | 4 | 1 | 440 |
| | b | 531 | – | 7 | 3 | – | 2 | 4 | 1 | 509 |
| | c | 115,9 | x | 116,7 | 150,0 | x | 100,0 | 100,0 | 100,0 | 115,7 |
| sierpecki..... | a | 264 | – | 1 | – | – | – | 1 | 1 | 255 |
| | b | 273 | – | 3 | 1 | – | 1 | 2 | – | 255 |
| | c | 103,4 | x | 300,0 | x | x | x | 200,0 | x | 100,0 |
| żuromiński..... | a | 273 | – | – | – | – | – | – | 1 | 267 |
| | b | 229 | – | 2 | 1 | – | 1 | 1 | – | 223 |
| | c | 83,9 | x | x | x | x | x | x | x | 83,5 |
| Miasto na prawach powiatu City with powiat status | | | | | | | | | | |
| Płock..... | a | 1059 | – | 22 | 6 | – | 3 | 16 | – | 1035 |
| | b | 1105 | – | 36 | 13 | 3 | 7 | 23 | 1 | 1049 |
| | c | 104,3 | x | 163,6 | 216,7 | x | 233,3 | 143,8 | x | 101,4 |

TABL. 8. PODMIOTY GOSPODARKI NARODOWEJ WYREJESTROWANE WEDŁUG WYBRANYCH FORM PRAWNYCH ORAZ PODREGIONÓW I POWIATÓW (cd.)
LIQUIDATED ENTITIES OF THE NATIONAL ECONOMY BY SELECTED LEGAL STATUS AND BY SUBREGIONS AND POWIATS (cont.)

| WYSZCZEGÓLNIENIE SPECIFICATION a – 2013 b – 2014 c – 2013 = 100 | Ogółem Grand total | przedsiębiorstwa państwowe state owned enter- prises | W tym Of which | | | | | | spółdzielnie co- operati- ves | osoby fizyczne prowadzące działalność gospodarczą natural persons conducting economic activity |
|---|--------------------------|---|----------------|------------------|---------------------------|----------|--|---------------------------------------|--|---|
| | | | razem total | spółki companies | | | | | | |
| | | | | razem total | w tym of which | | | | | |
| | | | | | handlowe commercial | | z ograni- czoną odpowie- dzialno- ścią limited liability | cywilne civil partner- ships | | |
| | | | | | akcyjne joint stock | | | | | |
| Podregion/Subregion | a | 4145 | – | 68 | 23 | – | 12 | 45 | 6 | 3973 |
| ostrolęcko-siedlecki | b | 4539 | – | 78 | 20 | – | 14 | 58 | 5 | 4303 |
| | c | 109,5 | x | 114,7 | 87,0 | x | 116,7 | 128,9 | 83,3 | 108,3 |
| Powiaty: Powiats: | | | | | | | | | | |
| łosicki..... | a | 167 | – | 4 | – | – | – | 4 | 1 | 157 |
| | b | 162 | – | 1 | – | – | – | 1 | – | 156 |
| | c | 97,0 | x | 25,0 | x | x | x | 25,0 | x | 99,4 |
| makowski..... | a | 231 | – | – | – | – | – | – | – | 226 |
| | b | 253 | – | 4 | 3 | – | 3 | 1 | – | 236 |
| | c | 109,5 | x | x | x | x | x | x | x | 104,4 |
| ostrolęcki | a | 413 | – | 5 | 3 | – | 1 | 2 | 1 | 399 |
| | b | 448 | – | 5 | – | – | – | 5 | – | 414 |
| | c | 108,5 | x | 100,0 | x | x | x | 250,0 | x | 103,8 |
| ostrowski..... | a | 370 | – | 6 | 3 | – | 1 | 3 | – | 354 |
| | b | 404 | – | 2 | 1 | – | – | 1 | – | 394 |
| | c | 109,2 | x | 33,3 | 33,3 | x | x | 33,3 | x | 111,3 |
| przasnyski..... | a | 290 | – | 4 | 3 | – | 2 | 1 | – | 281 |
| | b | 324 | – | 2 | 2 | – | 2 | – | – | 309 |
| | c | 111,7 | x | 50,0 | 66,7 | x | 100,0 | x | x | 110,0 |
| pułtuski..... | a | 354 | – | 4 | – | – | – | 4 | – | 338 |
| | b | 320 | – | 1 | – | – | – | 1 | 2 | 312 |
| | c | 90,4 | x | 25,0 | x | x | x | 25,0 | x | 92,3 |
| siedlecki | a | 307 | – | 11 | 1 | – | 1 | 10 | 1 | 288 |
| | b | 377 | – | 11 | 4 | – | 2 | 7 | 1 | 353 |
| | c | 122,8 | x | 100,0 | 400,0 | x | 200,0 | 70,0 | 100,0 | 122,6 |
| sokołowski..... | a | 229 | – | 2 | – | – | – | 2 | – | 216 |
| | b | 285 | – | 6 | 1 | – | – | 5 | – | 268 |
| | c | 124,5 | x | 300,0 | x | x | x | 250,0 | x | 124,1 |
| węgrowski..... | a | 355 | – | 4 | 2 | – | 1 | 2 | 1 | 345 |
| | b | 442 | – | 7 | 1 | – | 1 | 6 | 2 | 420 |
| | c | 124,5 | x | 175,0 | 50,0 | x | 100,0 | 300,0 | 200,0 | 121,7 |
| wyszkowski..... | a | 437 | – | 5 | 4 | – | 1 | 1 | – | 426 |
| | b | 440 | – | 6 | – | – | – | 6 | – | 415 |
| | c | 100,7 | x | 120,0 | x | x | x | 600,0 | x | 97,4 |

TABL. 8. PODMIOTY GOSPODARKI NARODOWEJ WYREJESTROWANE WEDŁUG WYBRANYCH FORM PRAWNYCH ORAZ PODREGIONÓW I POWIATÓW (cd.)
LIQUIDATED ENTITIES OF THE NATIONAL ECONOMY BY SELECTED LEGAL STATUS AND BY SUBREGIONS AND POWIATS (cont.)

| WYSZCZEGÓLNIENIE SPECIFICATION a – 2013 b – 2014 c – 2013 = 100 | Ogółem Grand total | przedsiębiorstwa państwowe state owned enterprises | W tym Of which | | | | | | spółdzielnie co-operatives | osoby fizyczne prowadzące działalność gospodarczą natural persons conducting economic activity |
|---|--------------------------|---|----------------|------------------|---------------------------|--------------|---|----------------------------------|-------------------------------|---|
| | | | razem total | spółki companies | | | | | | |
| | | | | razem total | w tym of which | | | | | |
| | | | | | handlowe commercial | | z ograniczoną odpowiedzialnością limited liability | cywilne civil partnerships | | |
| | | | | | akcyjne joint stock | | | | | |
| Podregion (dok.) / Subregion (cont.) | | | | | | | | | | |
| ostrołęcko-siedlecki | | | | | | | | | | |
| Miasta na prawach powiatu: Cities with powiat status: | | | | | | | | | | |
| Ostrołęka..... | a | 427 | – | 6 | 1 | – | 1 | 5 | 1 | 413 |
| | b | 456 | – | 17 | 5 | – | 4 | 12 | – | 424 |
| | c | 106,8 | x | 283,3 | 500,0 | x | 400,0 | 240,0 | x | 102,7 |
| Siedlce..... | a | 565 | – | 17 | 6 | – | 4 | 11 | 1 | 530 |
| | b | 628 | – | 16 | 3 | – | 2 | 13 | – | 602 |
| | c | 111,2 | x | 94,1 | 50,0 | x | 50,0 | 118,2 | x | 113,6 |
| Podregion/Subregion | a | 4354 | – | 105 | 17 | 2 | 12 | 88 | 1 | 4196 |
| radomski | b | 4498 | – | 119 | 26 | 2 | 10 | 93 | 2 | 4296 |
| | c | 103,3 | x | 113,3 | 152,9 | 100,0 | 83,3 | 105,7 | 200,0 | 102,4 |
| Powiaty: Powiats: | | | | | | | | | | |
| białobrzeski..... | a | 167 | – | – | – | – | – | – | – | 164 |
| | b | 188 | – | 5 | 3 | – | 2 | 2 | – | 181 |
| | c | 112,6 | x | x | x | x | x | x | x | 110,4 |
| kozienicki..... | a | 254 | – | 2 | – | – | – | 2 | – | 248 |
| | b | 309 | – | 6 | 1 | – | – | 5 | – | 299 |
| | c | 121,7 | x | 300,0 | x | x | x | 250,0 | x | 120,6 |
| lipski..... | a | 178 | – | – | – | – | – | – | – | 174 |
| | b | 141 | – | 1 | 1 | – | – | – | – | 138 |
| | c | 79,2 | x | x | x | x | x | x | x | 79,3 |
| przysuski..... | a | 229 | – | 1 | – | – | – | 1 | – | 226 |
| | b | 229 | – | 2 | 1 | – | – | 1 | – | 216 |
| | c | 100,0 | x | 200,0 | x | x | x | 100,0 | x | 95,6 |
| radomski..... | a | 931 | – | 20 | 1 | – | 1 | 19 | – | 897 |
| | b | 1022 | – | 17 | 3 | 1 | – | 14 | 1 | 985 |
| | c | 109,8 | x | 85,0 | 300,0 | x | x | 73,7 | x | 109,8 |
| szydłowiecki..... | a | 317 | – | 2 | 1 | – | 1 | 1 | 1 | 311 |
| | b | 297 | – | 1 | 1 | – | 1 | – | – | 288 |
| | c | 93,7 | x | 50,0 | 100,0 | x | 100,0 | x | x | 92,6 |

TABL. 8. PODMIOTY GOSPODARKI NARODOWEJ WYREJESTROWANE WEDŁUG WYBRANYCH FORM PRAWNYCH ORAZ PODREGIONÓW I POWIATÓW (cd.)
LIQUIDATED ENTITIES OF THE NATIONAL ECONOMY BY SELECTED LEGAL STATUS AND BY SUBREGIONS AND POWIATS (cont.)

| WYSZCZEGÓLNIENIE SPECIFICATION a – 2013 b – 2014 c – 2013 = 100 | Ogółem Grand total | przedsiębiorstwa państwowe state owned enterprises | W tym Of which | | | | | | | osoby fizyczne prowadzące działalność gospodarczą natural persons conducting economic activity |
|---|--------------------------|---|----------------|------------------|------------------------|----------------|---|-------------------------------|-------------------------------|---|
| | | | razem total | spółki companies | | | | | spółdzielnie co-operatives | |
| | | | | razem total | w tym of which | | | | | |
| | | | | | handlowe commercial | | z ograniczoną odpowiedzialnością limited liability | cywilne civil partnerships | | |
| | | | | | akcyjne joint stock | razem total | | | | |
| Podregion (dok.) / Subregion (cont.) | | | | | | | | | | |
| radomski | | | | | | | | | | |
| Powiaty (dok.): Powiats (cont.): | | | | | | | | | | |
| zwoleński..... | a | 194 | – | – | – | – | – | – | – | 186 |
| | b | 144 | – | 3 | 1 | – | – | 2 | – | 139 |
| | c | 74,2 | x | x | x | x | x | x | x | 74,7 |
| Miasto na prawach powiatu City with powiat status | | | | | | | | | | |
| Radom..... | a | 2084 | – | 80 | 15 | 2 | 10 | 65 | – | 1990 |
| | b | 2168 | – | 84 | 15 | 1 | 7 | 69 | 1 | 2050 |
| | c | 104,0 | x | 105,0 | 100,0 | 50,0 | 70,0 | 106,2 | x | 103,0 |
| Podregion/Subregion | a | 16815 | 1 | 1342 | 891 | 45 | 622 | 451 | 11 | 15134 |
| m.st. Warszawa | b | 20765 | 1 | 1575 | 1092 | 29 | 772 | 483 | 8 | 18814 |
| | c | 123,5 | 100,0 | 117,4 | 122,6 | 64,4 | 124,1 | 107,1 | 72,7 | 124,3 |
| Miasto na prawach powiatu City with powiat status | | | | | | | | | | |
| m.st. Warszawa..... | a | 16815 | 1 | 1342 | 891 | 45 | 622 | 451 | 11 | 15134 |
| | b | 20765 | 1 | 1575 | 1092 | 29 | 772 | 483 | 8 | 18814 |
| | c | 123,5 | 100,0 | 117,4 | 122,6 | 64,4 | 124,1 | 107,1 | 72,7 | 124,3 |
| Podregion/Subregion | a | 5786 | – | 151 | 57 | 1 | 26 | 94 | 4 | 5575 |
| warszawski wschodni | b | 6762 | – | 158 | 50 | – | 21 | 108 | 3 | 6526 |
| | c | 116,9 | x | 104,6 | 87,7 | x | 80,8 | 114,9 | 75,0 | 117,1 |
| Powiaty: Powiats: | | | | | | | | | | |
| garwoliński..... | a | 474 | – | 7 | 4 | – | 1 | 3 | – | 460 |
| | b | 595 | – | 12 | 2 | – | 1 | 10 | 1 | 572 |
| | c | 125,5 | x | 171,4 | 50,0 | x | 100,0 | 333,3 | x | 124,3 |
| legionowski..... | a | 1022 | – | 25 | 8 | – | 3 | 17 | 2 | 988 |
| | b | 1223 | – | 26 | 6 | – | 3 | 20 | 1 | 1185 |
| | c | 119,7 | x | 104,0 | 75,0 | x | 100,0 | 117,6 | 50,0 | 119,9 |
| miński..... | a | 925 | – | 32 | 5 | – | 3 | 27 | 1 | 880 |
| | b | 1007 | – | 27 | 7 | – | 4 | 20 | – | 959 |
| | c | 108,9 | x | 84,4 | 140,0 | x | 133,3 | 74,1 | x | 109,0 |

TABL. 8. PODMIOTY GOSPODARKI NARODOWEJ WYREJESTROWANE WEDŁUG WYBRANYCH FORM PRAWNYCH ORAZ PODREGIONÓW I POWIATÓW (dok.)
LIQUIDATED ENTITIES OF THE NATIONAL ECONOMY BY SELECTED LEGAL STATUS AND BY SUBREGIONS AND POWIATS (cont.)

| WYSZCZEGÓLNIENIE SPECIFICATION a – 2013 b – 2014 c – 2013 = 100 | Ogółem Grand total | przedsiębiorstwa państwowe state owned enter- prises | W tym Of which | | | | | | spółdzielnie co- operati- ves | osoby fizyczne prowadzące działalność gospodarczą natural persons conducting economic activity |
|---|--------------------------|---|----------------|------------------|------------------------|---------------------------|--|---------------------------------------|--|---|
| | | | razem total | spółki companies | | | | | | |
| | | | | razem total | w tym of which | | | | | |
| | | | | | handlowe commercial | w tym of which | | | | |
| | | | | | | akcyjne joint stock | z ograni- czoną odpowie- dzialno- ścią limited liability | cywilne civil partner- ships | | |
| Podregion (dok.) /Subregion (cont.) | | | | | | | | | | |
| warszawski wschodni | | | | | | | | | | |
| Powiaty (dok.): Powiats (cont.): | | | | | | | | | | |
| nowodworski..... a | 480 | – | 6 | 4 | – | 3 | 2 | – | 466 | |
| b | 582 | – | 17 | 11 | – | 4 | 6 | 1 | 556 | |
| c | 121,3 | x | 283,3 | 275,0 | x | 133,3 | 300,0 | x | 119,3 | |
| otwocki..... a | 905 | – | 20 | 9 | – | 5 | 11 | 1 | 871 | |
| b | 1182 | – | 34 | 15 | – | 6 | 19 | – | 1133 | |
| c | 130,6 | x | 170,0 | 166,7 | x | 120,0 | 172,7 | x | 130,1 | |
| wołomiński..... a | 1980 | – | 61 | 27 | 1 | 11 | 34 | – | 1910 | |
| b | 2173 | – | 42 | 9 | – | 3 | 33 | – | 2121 | |
| c | 109,7 | x | 68,9 | 33,3 | x | 27,3 | 97,1 | x | 111,0 | |
| Podregion/Subregion | a | – | 222 | 98 | 1 | 56 | 124 | 6 | 5695 | |
| warszawski zachodni | b | 1 | 221 | 100 | 5 | 55 | 121 | 4 | 7110 | |
| | c | x | 99,5 | 102,0 | 500,0 | 98,2 | 97,6 | 66,7 | 124,8 | |
| Powiaty: Powiats: | | | | | | | | | | |
| grodziski..... a | 696 | – | 25 | 8 | – | 6 | 17 | – | 659 | |
| b | 890 | 1 | 24 | 7 | – | 2 | 17 | 1 | 858 | |
| c | 127,9 | x | 96,0 | 87,5 | x | 33,3 | 100,0 | x | 130,2 | |
| grójecki..... a | 497 | – | 12 | 3 | – | 1 | 9 | 3 | 468 | |
| b | 575 | – | 11 | 6 | – | 4 | 5 | 1 | 533 | |
| c | 115,7 | x | 91,7 | 200,0 | x | 400,0 | 55,6 | 33,3 | 113,9 | |
| piaseczyński..... a | 1355 | – | 65 | 39 | – | 18 | 26 | – | 1275 | |
| b | 1952 | – | 64 | 32 | 2 | 13 | 32 | 1 | 1860 | |
| c | 144,1 | x | 98,5 | 82,1 | x | 72,2 | 123,1 | x | 145,9 | |
| pruszkowski..... a | 1416 | – | 45 | 17 | – | 11 | 28 | 1 | 1339 | |
| b | 1727 | – | 55 | 21 | – | 15 | 34 | – | 1652 | |
| c | 122,0 | x | 122,2 | 123,5 | x | 136,4 | 121,4 | x | 123,4 | |
| sochaczewski..... a | 524 | – | 19 | 4 | – | 2 | 15 | – | 496 | |
| b | 577 | – | 7 | 2 | – | 2 | 5 | 1 | 561 | |
| c | 110,1 | x | 36,8 | 50,0 | x | 100,0 | 33,3 | x | 113,1 | |
| warszawski zachodni..... a | 971 | – | 51 | 24 | 1 | 16 | 27 | 1 | 906 | |
| b | 1052 | – | 56 | 32 | 3 | 19 | 24 | – | 984 | |
| c | 108,3 | x | 109,8 | 133,3 | 300,0 | 118,8 | 88,9 | x | 108,6 | |
| żyrardowski..... a | 565 | – | 5 | 3 | – | 2 | 2 | 1 | 552 | |
| b | 676 | – | 4 | – | – | – | 4 | – | 662 | |
| c | 119,6 | x | 80,0 | x | x | x | 200,0 | x | 119,9 | |

TABL. 9. **PODMIOTY GOSPODARKI NARODOWEJ Z ZAWIESZONĄ DZIAŁALNOŚCIĄ WEDŁUG WYBRANYCH FORM PRAWNYCH ORAZ SEKCJI I DZIAŁÓW POLSKIEJ KLASYFIKACJI DZIAŁALNOŚCI W 2014 R.**
SUSPENDED ENTITIES OF THE NATIONAL ECONOMY BY SELECTED LEGAL STATUS AND BY SECTIONS AND DIVISIONS OF THE POLISH CLASSIFICATION OF ACTIVITIES IN 2014

| WYSZCZEGÓLNIENIE SPECIFICATION | Ogółem Grand total | W tym Of which | | | | | | | |
|--|-----------------------|--------------------------------------|----------------------|--|-----------|------------------------|------------------------|--|---|
| | | spółki handlowe commercial companies | | | | | osobowe partnership | spółki cywilne civil law partnerships | osoby fizyczne prowadzące działalność gospodarczą natural persons conducting economic activity |
| | | razem total | kapitałowe companies | | | akcyjne joint stock | | | |
| | | | razem total | z ograniczoną odpowie- dzialnością limited liability | | | | | |
| OGÓŁEM..... | 42300 | 2649 | 2256 | 2212 | 44 | 393 | 344 | 39118 | |
| TOTAL | | | | | | | | | |
| w tym: of which: | | | | | | | | | |
| Rolnictwo, leśnictwo, łowiectwo i rybactwo..... | 475 | 18 | 16 | 16 | - | 2 | - | 454 | |
| Agriculture, forestry and fishing | | | | | | | | | |
| Uprawy rolne, chów i hodowla zwierząt, łowiectwo ^Δ | 394 | 18 | 16 | 16 | - | 2 | - | 373 | |
| <i>Crop and animal production, hunting^Δ</i> | | | | | | | | | |
| Leśnictwo i pozyskiwanie drewna..... | 75 | - | - | - | - | - | - | 75 | |
| <i>Forestry and logging</i> | | | | | | | | | |
| Rybactwo | 6 | - | - | - | - | - | - | 6 | |
| <i>Fishing and aquaculture</i> | | | | | | | | | |
| Przemysł..... | 3312 | 287 | 249 | 242 | 7 | 38 | 41 | 2979 | |
| Industry | | | | | | | | | |
| Górnictwo i wydobywanie..... | 49 | 13 | 6 | 6 | - | 7 | 1 | 35 | |
| <i>Mining and quarrying</i> | | | | | | | | | |
| wydobywanie węgla kamiennego i węgla brunatnego (lignitu) | 2 | 2 | 1 | 1 | - | 1 | - | - | |
| <i>mining of coal and lignite</i> | | | | | | | | | |
| górnictwo ropy naftowej i gazu ziemnego..... | 2 | 2 | 1 | 1 | - | 1 | - | - | |
| <i>extraction of crude petroleum and natural gas</i> | | | | | | | | | |
| górnictwo rud metali | 1 | - | - | - | - | - | - | 1 | |
| <i>mining of metal ores</i> | | | | | | | | | |
| pozostałe górnictwo i wydobywanie..... | 39 | 9 | 4 | 4 | - | 5 | 1 | 29 | |
| <i>other mining and quarrying</i> | | | | | | | | | |
| działalność usługowa wspomagająca górnictwo ^Δ | 5 | - | - | - | - | - | - | 5 | |
| <i>mining support service activities</i> | | | | | | | | | |

TABL. 9. PODMIOTY GOSPODARKI NARODOWEJ Z ZAWIESZONĄ DZIAŁALNOŚCIĄ WEDŁUG WYBRANYCH FORM PRAWNYCH ORAZ SEKCJI I DZIAŁÓW POLSKIEJ KLASYFIKACJI DZIAŁALNOŚCI W 2014 R. (cd.)
SUSPENDED ENTITIES OF THE NATIONAL ECONOMY BY SELECTED LEGAL STATUS AND BY SECTIONS AND DIVISIONS OF THE POLISH CLASSIFICATION OF ACTIVITIES IN 2014 (cont.)

| WYSZCZEGÓLNIENIE SPECIFICATION | Ogółem Grand total | W tym Of which | | | | | | spółki cywilne civil law partnerships | osoby fizyczne prowadzące działalność gospodarczą natural persons conducting economic activity |
|--|-----------------------|--------------------------------------|----------------------|--|---------------------|---------------------------------------|--|--|---|
| | | spółki handlowe commercial companies | | | osobowe partnership | spółki cywilne civil law partnerships | osoby fizyczne prowadzące działalność gospodarczą natural persons conducting economic activity | | |
| | | razem total | kapitałowe companies | | | | | | |
| | | | razem total | z ograniczoną odpowiedzialnością limited liability | | | | | |
| Przemysł (cd.) Industry (cont.) | | | | | | | | | |
| Przetwórstwo przemysłowe..... Manufacturing | 3088 | 227 | 202 | 197 | 5 | 25 | 38 | 2818 | |
| produkcja artykułów spożywczych <i>manufacture of food products</i> | 155 | 27 | 20 | 19 | 1 | 7 | 3 | 125 | |
| produkcja napojów..... <i>manufacture of beverages</i> | 8 | 3 | 3 | 2 | 1 | – | 1 | 4 | |
| produkcja wyrobów tytoniowych..... <i>manufacture of tobacco products</i> | 1 | 1 | 1 | 1 | – | – | – | – | |
| produkcja wyrobów tekstylnych..... <i>manufacture of textiles</i> | 104 | 7 | 7 | 7 | – | – | 1 | 96 | |
| produkcja odzieży..... <i>manufacture of wearing apparel</i> | 264 | 14 | 11 | 11 | – | 3 | 2 | 248 | |
| produkcja skór i wyrobów skórzanych ^Δ <i>manufacture of leather and related products</i> | 56 | 1 | 1 | 1 | – | – | 2 | 52 | |
| produkcja wyrobów z drewna, korka, słomy i wikliny ^Δ <i>manufacture of products of wood cork, straw and wicker^Δ</i> | 241 | 19 | 15 | 15 | – | 4 | 2 | 220 | |
| produkcja papieru i wyrobów z papieru..... <i>manufacture of paper and paper products</i> | 51 | 5 | 4 | 4 | – | 1 | – | 46 | |
| poligrafia i reprodukcja zapisanych nośników informacji..... <i>printing and reproduction of recorded media</i> | 361 | 17 | 14 | 14 | – | 3 | 3 | 340 | |
| produkcja koksu i produktów rafinacji ropy naftowej ^Δ <i>manufacture of coke and refined petroleum products</i> | 1 | 1 | 1 | 1 | – | – | – | – | |
| produkcja chemikaliów i wyrobów chemicznych..... <i>manufacture of chemicals and chemical products</i> | 33 | 12 | 11 | 10 | 1 | 1 | 1 | 20 | |
| produkcja wyrobów farmaceutycznych ^Δ <i>manufacture of pharmaceutical products^Δ</i> | 13 | 7 | 6 | 6 | – | 1 | 1 | 5 | |

TABL. 9. PODMIOTY GOSPODARKI NARODOWEJ Z ZAWIESZONĄ DZIAŁALNOŚCIĄ WEDŁUG WYBRANYCH FORM PRAWNYCH ORAZ SEKCJI I DZIAŁÓW POLSKIEJ KLASYFIKACJI DZIAŁALNOŚCI W 2014 R. (cd.)
SUSPENDED ENTITIES OF THE NATIONAL ECONOMY BY SELECTED LEGAL STATUS AND BY SECTIONS AND DIVISIONS OF THE POLISH CLASSIFICATION OF ACTIVITIES IN 2014 (cont.)

| WYSZCZEGÓLNIENIE SPECIFICATION | Ogółem Grand total | W tym Of which | | | | | | spółki cywilne civil law partnerships | osoby fizyczne prowadzące działalność gospodarczą natural persons conducting economic activity |
|---|-----------------------|--------------------------------------|--|---------------------|---------------------|---------------------------------------|--|--|---|
| | | spółki handlowe commercial companies | | | osobowe partnership | spółki cywilne civil law partnerships | osoby fizyczne prowadzące działalność gospodarczą natural persons conducting economic activity | | |
| | | razem total | kapitałowe companies | | | | | | |
| | | razem total | z ograniczoną odpowiedzialnością limited liability | akcyjne joint stock | | | | | |
| Przemysł (cd.) Industry (cont.) | | | | | | | | | |
| Przetwórstwo przemysłowe (cd.) Manufacturing (cont.) | | | | | | | | | |
| produkcja wyrobów z gumy i tworzyw sztucznych..... manufacture of rubber and plastic products | 91 | 17 | 15 | 15 | – | 2 | 6 | 68 | |
| produkcja wyrobów z pozostałych mineralnych surowców niemetalicznych..... manufacture of other non-metallic mineral products | 185 | 15 | 15 | 15 | – | – | 3 | 167 | |
| produkcja metali manufacture of basic metals | 16 | 2 | 2 | 2 | – | – | – | 14 | |
| produkcja wyrobów z metali ^Δ manufacture of metal products ^Δ | 433 | 12 | 11 | 11 | – | 1 | 3 | 416 | |
| produkcja komputerów, wyrobów elektronicznych i optycznych..... manufacture of computer, electronic and optical products | 65 | 11 | 10 | 10 | – | 1 | 1 | 53 | |
| produkcja urządzeń elektrycznych... manufacture of electrical equipment | 23 | 3 | 3 | 3 | – | – | – | 20 | |
| produkcja maszyn i urządzeń ^Δ manufacture of machinery and equipment n.e.c. | 34 | 7 | 6 | 6 | – | 1 | 1 | 26 | |
| produkcja pojazdów samochodowych, przyczep i naczep ^Δ manufacture of motor vehicles, trailers and semi-trailers | 15 | 1 | 1 | 1 | – | – | 1 | 12 | |
| produkcja pozostałego sprzętu transportowego..... manufacture of other transport equipment | 25 | 4 | 4 | 4 | – | – | – | 21 | |
| produkcja mebli..... manufacture of furniture | 228 | 4 | 4 | 4 | – | – | – | 224 | |
| pozostała produkcja wyrobów..... other manufacturing | 248 | 30 | 30 | 28 | 2 | – | 4 | 214 | |
| naprawa, konserwacja i instalowanie maszyn i urządzeń..... repair and installation of machinery and equipment | 437 | 7 | 7 | 7 | – | – | 3 | 427 | |

TABL. 9. PODMIOTY GOSPODARKI NARODOWEJ Z ZAWIESZONĄ DZIAŁALNOŚCIĄ WEDŁUG WYBRANYCH FORM PRAWNYCH ORAZ SEKCJI I DZIAŁÓW POLSKIEJ KLASYFIKACJI DZIAŁALNOŚCI W 2014 R. (cd.)
SUSPENDED ENTITIES OF THE NATIONAL ECONOMY BY SELECTED LEGAL STATUS AND BY SECTIONS AND DIVISIONS OF THE POLISH CLASSIFICATION OF ACTIVITIES IN 2014 (cont.)

| WYSZCZEGÓLNIENIE SPECIFICATION | Ogółem Grand total | W tym Of which | | | | | | | |
|---|-----------------------|--|------------------------|------------|----------|-----------|------------------------|--|---|
| | | spółki handlowe commercial companies | | | | | osobowe partnership | spółki cywilne civil law partnerships | osoby fizyczne prowadzące działalność gospodarczą natural persons conducting economic activity |
| | | razem total | kapitałowe companies | | | | | | |
| | razem total | z ograniczoną odpowie- dzialnością limited liability | akcyjne joint stock | | | | | | |
| Przemysł (cd.) Industry (cont.) | | | | | | | | | |
| Wytwarzanie i zaopatrywanie w energię elektryczną, gaz, parę wodną i gorącą wodę ^Δ | 59 | 29 | 25 | 24 | 1 | 4 | 1 | 29 | |
| <i>Electricity, gas, steam and air conditioning supply</i> | | | | | | | | | |
| Dostawa wody; gospodarowanie ściekami i odpadami; rekultywacja ^Δ | 116 | 18 | 16 | 15 | 1 | 2 | 1 | 97 | |
| <i>Water supply; sewerage, waste management and remediation activities</i> | | | | | | | | | |
| pobór, uzdatnianie i dostarczanie wody | 8 | – | – | – | – | – | – | 8 | |
| <i>water collection, treatment and supply</i> | | | | | | | | | |
| odprowadzanie i oczyszczanie ścieków..... | 23 | 1 | 1 | 1 | – | – | – | 22 | |
| <i>sewerage</i> | | | | | | | | | |
| gospodarka odpadami; odzysk surowców ^Δ | 79 | 16 | 14 | 13 | 1 | 2 | 1 | 62 | |
| <i>waste collection, treatment and disposal activities; materials recovery</i> | | | | | | | | | |
| rekultywacja ^Δ | 6 | 1 | 1 | 1 | – | – | – | 5 | |
| <i>remediation activities^Δ</i> | | | | | | | | | |
| Budownictwo..... | 5550 | 269 | 222 | 217 | 5 | 47 | 29 | 5230 | |
| Construction | | | | | | | | | |
| Budowa budynków ^Δ | 1485 | 195 | 162 | 157 | 5 | 33 | 15 | 1254 | |
| <i>Construction of buildings</i> | | | | | | | | | |
| Budowa obiektów inżynierii lądowej i wodnej ^Δ | 250 | 26 | 21 | 21 | – | 5 | 2 | 222 | |
| <i>Civil engineering</i> | | | | | | | | | |
| Roboty budowlane specjalistyczne..... | 3815 | 48 | 39 | 39 | – | 9 | 12 | 3754 | |
| <i>Specialised construction activities</i> | | | | | | | | | |

TABL. 9. **PODMIOTY GOSPODARKI NARODOWEJ Z ZAWIESZONĄ DZIAŁALNOŚCIĄ WEDŁUG WYBRANYCH FORM PRAWNYCH ORAZ SEKCJI I DZIAŁÓW POLSKIEJ KLASYFIKACJI DZIAŁALNOŚCI W 2014 R. (cd.)**
SUSPENDED ENTITIES OF THE NATIONAL ECONOMY BY SELECTED LEGAL STATUS AND BY SECTIONS AND DIVISIONS OF THE POLISH CLASSIFICATION OF ACTIVITIES IN 2014 (cont.)

| WYSZCZEGÓLNIENIE SPECIFICATION | Ogółem Grand total | W tym Of which | | | | | | | |
|---|-----------------------|--|------------------------|------------|-----------|------------|------------------------|--|---|
| | | spółki handlowe commercial companies | | | | | osobowe partnership | spółki cywilne civil law partnerships | osoby fizyczne prowadzące działalność gospodarczą natural persons conducting economic activity |
| | | razem total | kapitałowe companies | | | | | | |
| | razem total | z ograniczoną odpowie- dzialnością limited liability | akcyjne joint stock | | | | | | |
| Handel; naprawa pojazdów samochodowych^A..... | 10542 | 976 | 854 | 843 | 11 | 122 | 152 | 9392 | |
| <i>Trade; repair of motor vehicles^A</i> | | | | | | | | | |
| Handel hurtowy i detaliczny pojazdami samochodowymi oraz ich naprawa ^A | 1450 | 30 | 25 | 25 | – | 5 | 6 | 1413 | |
| <i>Wholesale and retail trade and repair of motor vehicles and motorcycles</i> | | | | | | | | | |
| Handel hurtowy ^A | 2915 | 766 | 704 | 696 | 8 | 62 | 91 | 2038 | |
| <i>Wholesale trade^A</i> | | | | | | | | | |
| Handel detaliczny ^A | 6177 | 180 | 125 | 122 | 3 | 55 | 55 | 5941 | |
| <i>Retail trade^A</i> | | | | | | | | | |
| Transport i gospodarka magazynowa..... | 2798 | 48 | 39 | 36 | 3 | 9 | 10 | 2739 | |
| <i>Transportation and storage</i> | | | | | | | | | |
| Transport lądowy i rurociągowy ^A | 2415 | 36 | 27 | 25 | 2 | 9 | 9 | 2369 | |
| <i>Land and pipeline transport^A</i> | | | | | | | | | |
| Transport wodny..... | 11 | 2 | 2 | 2 | – | – | – | 9 | |
| <i>Water transport</i> | | | | | | | | | |
| Transport lotniczy..... | 25 | 3 | 3 | 2 | 1 | – | – | 22 | |
| <i>Air transport</i> | | | | | | | | | |
| Magazynowanie i działalność usługowa wspomagająca transport..... | 209 | 7 | 7 | 7 | – | – | 1 | 201 | |
| <i>Warehousing and support activities for transportation</i> | | | | | | | | | |
| Działalność pocztowa i kurierska..... | 138 | – | – | – | – | – | – | 138 | |
| <i>Postal and courier activities</i> | | | | | | | | | |
| Zakwaterowanie i gastronomia^A..... | 1404 | 75 | 51 | 51 | – | 24 | 17 | 1312 | |
| <i>Accommodation and catering^A</i> | | | | | | | | | |
| Zakwaterowanie..... | 279 | 10 | 10 | 10 | – | – | 3 | 266 | |
| <i>Accommodation</i> | | | | | | | | | |
| Gastronomia ^A | 1125 | 65 | 41 | 41 | – | 24 | 14 | 1046 | |
| <i>Catering^A</i> | | | | | | | | | |

TABL. 9. PODMIOTY GOSPODARKI NARODOWEJ Z ZAWIESZONĄ DZIAŁALNOŚCIĄ WEDŁUG WYBRANYCH FORM PRAWNYCH ORAZ SEKCJI I DZIAŁÓW POLSKIEJ KLASYFIKACJI DZIAŁALNOŚCI W 2014 R. (cd.)
SUSPENDED ENTITIES OF THE NATIONAL ECONOMY BY SELECTED LEGAL STATUS AND BY SECTIONS AND DIVISIONS OF THE POLISH CLASSIFICATION OF ACTIVITIES IN 2014 (cont.)

| WYSZCZEGÓLNIENIE SPECIFICATION | Ogółem Grand total | W tym Of which | | | | | | spółki cywilne civil law partnerships | osoby fizyczne prowadzące działalność gospodarczą natural persons conducting economic activity |
|--|-----------------------|--------------------------------------|----------------------|--|----------|---------------------|---------------------|--|---|
| | | spółki handlowe commercial companies | | | | | osobowe partnership | | |
| | | razem total | kapitałowe companies | | | akcyjne joint stock | | | |
| | | | razem total | z ograniczoną odpowiedzialnością limited liability | | | | | |
| Informacja i komunikacja..... | 2573 | 238 | 214 | 211 | 3 | 24 | 10 | 2324 | |
| Information and communication | | | | | | | | | |
| Działalność wydawnicza..... | 312 | 56 | 48 | 48 | – | 8 | 3 | 252 | |
| <i>Publishing activities</i> | | | | | | | | | |
| Produkcja filmów, programów telewizyjnych i nagrań ^Δ | 378 | 24 | 22 | 22 | – | 2 | 3 | 351 | |
| <i>Motion, sound and music publishing activities</i> | | | | | | | | | |
| Nadawanie programów ogólnodostępnych i abonamentowych..... | 8 | 3 | 3 | 3 | – | – | – | 5 | |
| <i>Programming and broadcasting activities</i> | | | | | | | | | |
| Telekomunikacja..... | 142 | 13 | 13 | 13 | – | – | – | 129 | |
| <i>Telecommunications</i> | | | | | | | | | |
| Działalność związana z oprogramowaniem i doradztwo w zakresie informatyki ^Δ | 1329 | 85 | 76 | 75 | 1 | 9 | 3 | 1241 | |
| <i>Computer programming and consultancy activities^Δ</i> | | | | | | | | | |
| Działalność usługowa w zakresie informacji..... | 404 | 57 | 52 | 50 | 2 | 5 | 1 | 346 | |
| <i>Information service activities</i> | | | | | | | | | |
| Działalność finansowa i ubezpieczeniowa..... | 1571 | 76 | 54 | 46 | 8 | 22 | 1 | 1494 | |
| Financial and insurance activities | | | | | | | | | |
| Finansowa działalność usługowa ^Δ | 272 | 52 | 37 | 35 | 2 | 15 | – | 220 | |
| <i>Financial service activities^Δ</i> | | | | | | | | | |
| Ubezpieczenia, reasekuracja i fundusze emerytalne ^Δ | 11 | – | – | – | – | – | – | 11 | |
| <i>Insurance, reinsurance and pension funding^Δ</i> | | | | | | | | | |
| Działalność wspomagająca usługi finansowe oraz ubezpieczenia i fundusze emerytalne..... | 1288 | 24 | 17 | 11 | 6 | 7 | 1 | 1263 | |
| <i>Activities auxiliary to financial services and insurance activities</i> | | | | | | | | | |
| Obsługa rynku nieruchomości^Δ... | 794 | 93 | 76 | 76 | – | 17 | 8 | 672 | |
| Real estate activities | | | | | | | | | |

TABL. 9. PODMIOTY GOSPODARKI NARODOWEJ Z ZAWIESZONĄ DZIAŁALNOŚCIĄ WEDŁUG WYBRANYCH FORM PRAWNYCH ORAZ SEKCJI I DZIAŁÓW POLSKIEJ KLASYFIKACJI DZIAŁALNOŚCI W 2014 R. (cd.)
SUSPENDED ENTITIES OF THE NATIONAL ECONOMY BY SELECTED LEGAL STATUS AND BY SECTIONS AND DIVISIONS OF THE POLISH CLASSIFICATION OF ACTIVITIES IN 2014 (cont.)

| WYSZCZEGÓLNIENIE SPECIFICATION | Ogółem Grand total | W tym Of which | | | | | | | |
|---|-----------------------|--------------------------------------|----------------------|--|----------|------------------------|------------------------|--|---|
| | | spółki handlowe commercial companies | | | | | osobowe partnership | spółki cywilne civil law partnerships | osoby fizyczne prowadzące działalność gospodarczą natural persons conducting economic activity |
| | | razem total | kapitałowe companies | | | akcyjne joint stock | | | |
| | | | razem total | z ograniczoną odpowie- dzialnością limited liability | | | | | |
| Działalność profesjonalna, naukowa i techniczna..... | 5856 | 365 | 312 | 305 | 7 | 53 | 37 | 5436 | |
| Professional, scientific and technical activities | | | | | | | | | |
| Działalność prawnicza, rachunkowo-księgową i doradztwo podatkowe..... | 926 | 51 | 34 | 34 | – | 17 | 5 | 869 | |
| Legal and accounting activities | | | | | | | | | |
| Działalność firm centralnych; doradztwo w zarządzaniu ^Δ | 1628 | 139 | 120 | 117 | 3 | 19 | 4 | 1481 | |
| Activities of head offices; management consultancy activities | | | | | | | | | |
| Działalność w zakresie architektury i inżynierii; badania i analizy techniczne..... | 912 | 86 | 82 | 80 | 2 | 4 | 13 | 812 | |
| Architectural and engineering activities; technical testing and analysis | | | | | | | | | |
| Badania naukowe i prace rozwojowe..... | 74 | 8 | 7 | 7 | – | 1 | 1 | 64 | |
| Scientific research and development | | | | | | | | | |
| Reklama, badanie rynku i opinii publicznej..... | 1070 | 52 | 41 | 40 | 1 | 11 | 5 | 1002 | |
| Advertising and market research | | | | | | | | | |
| Pozostała działalność profesjonalna, naukowa i techniczna..... | 1196 | 29 | 28 | 27 | 1 | 1 | 9 | 1158 | |
| Other professional, scientific and technical activities | | | | | | | | | |
| Działalność weterynaryjna..... | 50 | – | – | – | – | – | – | 50 | |
| Veterinary activities | | | | | | | | | |
| Administrowanie i działalność wspierająca^Δ..... | 2109 | 77 | 67 | 67 | – | 10 | 15 | 2014 | |
| Administrative and support service activities | | | | | | | | | |
| Wynajem i dzierżawa..... | 189 | 7 | 7 | 7 | – | – | 4 | 178 | |
| Rental and leasing activities | | | | | | | | | |
| Działalność związana z zatrudnieniem..... | 117 | 10 | 7 | 7 | – | 3 | 1 | 105 | |
| Employment activities | | | | | | | | | |

TABL. 9. PODMIOTY GOSPODARKI NARODOWEJ Z ZAWIESZONĄ DZIAŁALNOŚCIĄ WEDŁUG WYBRANYCH FORM PRAWNYCH ORAZ SEKCJI I DZIAŁÓW POLSKIEJ KLASYFIKACJI DZIAŁALNOŚCI W 2014 R. (cd.)
SUSPENDED ENTITIES OF THE NATIONAL ECONOMY BY SELECTED LEGAL STATUS AND BY SECTIONS AND DIVISIONS OF THE POLISH CLASSIFICATION OF ACTIVITIES IN 2014 (cont.)

| WYSZCZEGÓLNIENIE SPECIFICATION | Ogółem Grand total | W tym Of which | | | | | | | |
|---|-----------------------|--------------------------------------|----------------------|--|---|------------------------|-----------------------------|---|---|
| | | spółki handlowe commercial companies | | | | | osobowe partner- ship | spółki cywilne civil law partner- ships | osoby fizyczne prowadzące działalność gospodarczą natural persons conducting economic activity |
| | | razem total | kapitałowe companies | | | akcyjne joint stock | | | |
| | | | razem total | z ograniczoną odpowie- dzialnością limited liability | | | | | |
| Administrowanie i działalność wspierająca^Δ (dok.) Administrative and support service activities (cont.) | | | | | | | | | |
| Działalność związana z turystyką ^Δ ... <i>Tourism activities^Δ</i> | 240 | 24 | 23 | 23 | – | 1 | 3 | 213 | |
| Działalność detektywistyczna i ochroniarska..... <i>Security and investigation activities</i> | 86 | 14 | 12 | 12 | – | 2 | 2 | 70 | |
| Utrzymanie porządku w budynkach i zagospodarowanie zieleni ^Δ <i>Services to buildings and landscape activities</i> | 696 | 6 | 5 | 5 | – | 1 | 2 | 687 | |
| Administracyjna obsługa biur; wspomaganie działalności gospodarczej ^Δ <i>Office administrative and business support^Δ</i> | 781 | 16 | 13 | 13 | – | 3 | 3 | 761 | |
| Administracja publiczna i obrona narodowa; obowiązkowe zabezpieczenia społeczne..... Public administration and defence; compulsory social security | 2 | – | – | – | – | – | – | – | |
| Edukacja..... Education | 1575 | 55 | 41 | 41 | – | 14 | 11 | 1509 | |
| Opieka zdrowotna i pomoc społeczna..... Human health and social work activities | 1469 | 32 | 26 | 26 | – | 6 | 8 | 1429 | |
| Opieka zdrowotna..... <i>Human health activities</i> | 1353 | 29 | 23 | 23 | – | 6 | 8 | 1316 | |
| Pomoc społeczna z zakwaterowaniem..... <i>Residential care activities</i> | 18 | 2 | 2 | 2 | – | – | – | 16 | |
| Pomoc społeczna bez zakwaterowania..... <i>Social work activities without accommodation</i> | 98 | 1 | 1 | 1 | – | – | – | 97 | |

TABL. 9. PODMIOTY GOSPODARKI NARODOWEJ Z ZAWIESZONĄ DZIAŁALNOŚCIĄ WEDŁUG WYBRANYCH FORM PRAWNYCH ORAZ SEKCJI I DZIAŁÓW POLSKIEJ KLASYFIKACJI DZIAŁALNOŚCI W 2014 R. (dok.)
SUSPENDED ENTITIES OF THE NATIONAL ECONOMY BY SELECTED LEGAL STATUS AND BY SECTIONS AND DIVISIONS OF THE POLISH CLASSIFICATION OF ACTIVITIES IN 2014 (cont.)

| WYSZCZEGÓLNIENIE SPECIFICATION | Ogółem Grand total | W tym Of which | | | | | | | |
|--|-----------------------|--|------------------------|-----------|----------|----------|-----------------------------|---|---|
| | | spółki handlowe commercial companies | | | | | osobowe partner- ship | spółki cywilne civil law partner- ships | osoby fizyczne prowadzące działalność gospodarczą natural persons conducting economic activity |
| | | razem total | kapitałowe companies | | | | | | |
| razem total | razem total | z ograniczoną odpowie- dzialnością limited liability | akcyjne joint stock | | | | | | |
| Działalność związana z kulturą, rozrywką i rekreacją..... | 716 | 19 | 18 | 18 | - | 1 | 2 | 689 | |
| Arts, entertainment and recreation | | | | | | | | | |
| Działalność twórcza związana z kulturą i rozrywką..... | 404 | 6 | 6 | 6 | - | - | - | 397 | |
| <i>Creative arts and entertainment activities</i> | | | | | | | | | |
| Działalność bibliotek, archiwów, muzeów oraz pozostała działalność związana z kulturą..... | 15 | 2 | 2 | 2 | - | - | - | 13 | |
| <i>Libraries, archives, museums and other cultural activities</i> | | | | | | | | | |
| Działalność związana z grami losowymi i zakładami wzajemnymi..... | 9 | - | - | - | - | - | - | 9 | |
| <i>Gambling and betting activities</i> | | | | | | | | | |
| Działalność sportowa, rozrywkowa i rekreacyjna..... | 288 | 11 | 10 | 10 | - | 1 | 2 | 270 | |
| <i>Sports activities and amusement and recreation activities</i> | | | | | | | | | |
| Pozostała działalność usługowa..... | 1554 | 21 | 17 | 17 | - | 4 | 3 | 1445 | |
| Other service activities | | | | | | | | | |
| Działalność organizacji członkowskich..... | 85 | 1 | 1 | 1 | - | - | - | - | |
| <i>Activities of membership organisations</i> | | | | | | | | | |
| Naprawa i konserwacja komputerów i artykułów użytku osobistego i domowego..... | 362 | 3 | 2 | 2 | - | 1 | 1 | 357 | |
| <i>Repair of computers and personal and household goods</i> | | | | | | | | | |
| Pozostała indywidualna działalność usługowa..... | 1107 | 17 | 14 | 14 | - | 3 | 2 | 1088 | |
| <i>Other personal service activities</i> | | | | | | | | | |

TABL. 10. PODMIOTY GOSPODARKI NARODOWEJ Z ZAWIESZONĄ DZIAŁALNOŚCIĄ WEDŁUG WYBRANYCH FORM PRAWNYCH ORAZ PODREGIONÓW I POWIATÓW W 2014 R.
SUSPENDED ENTITIES OF THE NATIONAL ECONOMY BY SELECTED LEGAL STATUS AND BY SUBREGIONS AND POWIATS IN 2014

| WYSZCZEGÓLNIENIE SPECIFICATION | Ogółem Grand total | W tym Of which | | | | | | | |
|--|-----------------------|--------------------------------------|----------------------|--|-----------|---------------------|---------------------|---------------------------------------|--|
| | | spółki handlowe commercial companies | | | | | osobowe partnership | spółki cywilne civil law partnerships | osoby fizyczne prowadzące działalność gospodarczą natural persons conducting economic activity |
| | | razem total | kapitałowe companies | | | akcyjne joint stock | | | |
| | | | razem total | z ograniczoną odpowiedzialnością limited liability | | | | | |
| OGÓŁEM..... | 42300 | 2649 | 2256 | 2212 | 44 | 393 | 344 | 39118 | |
| TOTAL | | | | | | | | | |
| Podregion/Subregion | | | | | | | | | |
| ciechanowsko-płocki..... | 3157 | 31 | 20 | 20 | – | 11 | 10 | 3110 | |
| Powiaty: Powiats: | | | | | | | | | |
| ciechanowski..... | 510 | 4 | 2 | 2 | – | 2 | 4 | 501 | |
| gostyniński..... | 262 | 1 | 1 | 1 | – | – | – | 261 | |
| mławski..... | 293 | 4 | 2 | 2 | – | 2 | 2 | 287 | |
| płocki | 550 | 5 | 3 | 3 | – | 2 | 3 | 539 | |
| płoński..... | 359 | 1 | 1 | 1 | – | – | – | 358 | |
| sierpecki..... | 252 | 1 | – | – | – | 1 | – | 251 | |
| żuromiński..... | 148 | 1 | – | – | – | 1 | – | 147 | |
| Miasto na prawach powiatu City with powiat status | | | | | | | | | |
| Płock..... | 783 | 14 | 11 | 11 | – | 3 | 1 | 766 | |
| Podregion/Subregion | | | | | | | | | |
| ostrołęcko-siedlecki..... | 3874 | 53 | 42 | 41 | 1 | 11 | 12 | 3808 | |
| Powiaty: Powiats: | | | | | | | | | |
| łosicki..... | 144 | 1 | 1 | 1 | – | – | – | 142 | |
| makowski..... | 190 | 2 | 2 | 2 | – | – | 1 | 187 | |
| ostrołęcki | 368 | 4 | 3 | 3 | – | 1 | – | 364 | |
| ostrowski..... | 424 | – | – | – | – | – | 2 | 422 | |
| przasnyski..... | 231 | 2 | 2 | 2 | – | – | – | 229 | |
| pułtuski..... | 304 | 7 | 5 | 4 | 1 | 2 | – | 297 | |
| siedlecki | 342 | 1 | 1 | 1 | – | – | 3 | 338 | |
| sokołowski..... | 263 | 3 | 2 | 2 | – | 1 | – | 260 | |
| węgorzowski..... | 320 | 3 | 2 | 2 | – | 1 | – | 317 | |
| wyszkowski..... | 456 | 8 | 7 | 7 | – | 1 | 3 | 445 | |
| Miasta na prawach powiatu: Cities with powiat status: | | | | | | | | | |
| Ostrołęka..... | 339 | 14 | 10 | 10 | – | 4 | 2 | 323 | |
| Siedlce..... | 493 | 8 | 7 | 7 | – | 1 | 1 | 484 | |

TABL. 10. PODMIOTY GOSPODARKI NARODOWEJ Z ZAWIESZONĄ DZIAŁALNOŚCIĄ WEDŁUG WYBRANYCH FORM PRAWNYCH ORAZ PODREGIONÓW I POWIATÓW W 2014 R. (dok.)
SUSPENDED ENTITIES OF THE NATIONAL ECONOMY BY SELECTED LEGAL STATUS AND BY SUBREGIONS AND POWIATS IN 2014 (cont.)

| WYSZCZEGÓLNIENIE SPECIFICATION | Ogółem Grand total | W tym Of which | | | | | | osoby fizyczne prowadzące działalność gospodarczą natural persons conducting economic activity |
|--|-----------------------|--------------------------------------|----------------------|--|---------------------|---------------------------------------|---------------------|---|
| | | spółki handlowe commercial companies | | | | | osobowe partnership | |
| | | razem total | kapitałowe companies | | | spółki cywilne civil law partnerships | | |
| | | | razem total | z ograniczoną odpowiedzialnością limited liability | akcyjne joint stock | | | |
| Podregion/Subregion | | | | | | | | |
| radomski..... | 2982 | 32 | 25 | 25 | – | 7 | 24 | 2923 |
| Powiaty: Powiats: | | | | | | | | |
| białobrzeski..... | 106 | – | – | – | – | – | – | 106 |
| kozienicki..... | 269 | – | – | – | – | – | – | 269 |
| lipski..... | 149 | – | – | – | – | – | 1 | 148 |
| przysuski..... | 142 | 2 | 1 | 1 | – | 1 | – | 139 |
| radomski..... | 614 | 9 | 7 | 7 | – | 2 | 3 | 601 |
| sztybołowski..... | 214 | – | – | – | – | – | – | 213 |
| zwoleński..... | 144 | – | – | – | – | – | 1 | 143 |
| Miasto na prawach powiatu City with powiat status | | | | | | | | |
| Radom..... | 1344 | 21 | 17 | 17 | – | 4 | 19 | 1304 |
| Podregion/Subregion | | | | | | | | |
| m.st. Warszawa..... | 19460 | 2162 | 1872 | 1831 | 41 | 290 | 218 | 16912 |
| Miasto na prawach powiatu City with powiat status | | | | | | | | |
| m.st. Warszawa..... | 19460 | 2162 | 1872 | 1831 | 41 | 290 | 218 | 16912 |
| Podregion/Subregion | | | | | | | | |
| warszawski wschodni | 5989 | 118 | 82 | 81 | 1 | 36 | 34 | 5829 |
| Powiaty: Powiats: | | | | | | | | |
| garwoliński..... | 514 | 3 | 2 | 2 | – | 1 | 2 | 509 |
| legionowski..... | 1057 | 25 | 17 | 17 | – | 8 | 9 | 1021 |
| miński..... | 933 | 9 | 7 | 7 | – | 2 | 5 | 919 |
| nowodworski..... | 465 | 11 | 11 | 11 | – | – | 3 | 450 |
| otwocki..... | 1072 | 19 | 15 | 15 | – | 4 | 4 | 1046 |
| wołomiński..... | 1948 | 51 | 30 | 29 | 1 | 21 | 11 | 1884 |
| Podregion/Subregion | | | | | | | | |
| warszawski zachodni..... | 6838 | 253 | 215 | 214 | 1 | 38 | 46 | 6536 |
| Powiaty: Powiats: | | | | | | | | |
| grodziski..... | 856 | 25 | 19 | 19 | – | 6 | 6 | 825 |
| grójcecki..... | 495 | 6 | 6 | 6 | – | – | 4 | 485 |
| piaseczyński..... | 1897 | 104 | 97 | 97 | – | 7 | 13 | 1780 |
| pruszkowski..... | 1564 | 72 | 56 | 55 | 1 | 16 | 18 | 1473 |
| sochaczewski..... | 524 | 7 | 4 | 4 | – | 3 | – | 517 |
| warszawski zachodni..... | 1051 | 38 | 33 | 33 | – | 5 | 5 | 1008 |
| żyrardowski..... | 451 | 1 | – | – | – | 1 | – | 448 |

TABL. 11. PODMIOTY GOSPODARKI NARODOWEJ WEDŁUG WYBRANYCH FORM PRAWNYCH ORAZ SEKCJI I DZIAŁÓW POLSKIEJ KLASYFIKACJI DZIAŁALNOŚCI
ENTITIES OF THE NATIONAL ECONOMY BY SELECTED LEGAL STATUS AND BY SECTIONS AND DIVISIONS OF THE POLISH CLASSIFICATION OF ACTIVITIES

| WYSZCZEGÓLNIENIE SPECIFICATION a – 31 XII 2013 b – 31 XII 2014 c – przyrost/spadek increase/decrease d – 2013 = 100 | Ogółem Grand total | W tym Of which | | | | | | |
|---|-----------------------|---|---------------------|------------------------|-------------------------------|------------------------------|---|---|
| | | przedsiębiorstwa państwowe state owned enterprises | spółki companies | | | spółdzielnie cooperatives | fundacje, stowarzyszenia i organizacje społeczne foundation, associations and social organisations | osoby fizyczne prowadzące działalność gospodarczą natural persons conducting economic activity |
| | | | razem total | w tym of which | | | | |
| | | | | handlowe commercial | cywilne civil partnerships | | | |
| OGÓŁEM | a 724997 | 69 | 173212 | 116949 | 55952 | 3116 | 20565 | 493319 |
| TOTAL | b 742172 | 67 | 184530 | 127823 | 56380 | 3121 | 21725 | 496480 |
| | c 17175 | -2 | 11318 | 10874 | 428 | 5 | 1160 | 3161 |
| | d 102,4 | 97,1 | 106,5 | 109,3 | 100,8 | 100,2 | 105,6 | 100,6 |
| w tym: of which: | | | | | | | | |
| Rolnictwo, leśnictwo, łowiectwo i rybactwo | a 11697 | 2 | 1176 | 803 | 236 | 288 | 366 | 9762 |
| Agriculture, forestry and fishing | b 9017 | 2 | 1280 | 905 | 238 | 284 | 364 | 6980 |
| | c -2680 | - | 104 | 102 | 2 | -4 | -2 | -2782 |
| | d 77,1 | 100,0 | 108,8 | 112,7 | 100,8 | 98,6 | 99,5 | 71,5 |
| Uprawy rolne, chów i hodowla zwierząt, łowiectwo ^Δ | a 10527 | 1 | 1012 | 716 | 167 | 287 | 366 | 8790 |
| Crop and animal production, hunting ^Δ | b 7791 | 1 | 1107 | 809 | 169 | 283 | 364 | 5961 |
| | c -2736 | - | 95 | 93 | 2 | -4 | -2 | -2829 |
| | d 74,0 | 100,0 | 109,4 | 113,0 | 101,2 | 98,6 | 99,5 | 67,8 |
| Leśnictwo i pozyskiwanie drewna | a 1099 | 1 | 137 | 64 | 65 | - | - | 929 |
| Forestry and logging | b 1151 | 1 | 145 | 72 | 65 | - | - | 973 |
| | c 52 | - | 8 | 8 | - | - | - | 44 |
| | d 104,7 | 100,0 | 105,8 | 112,5 | 100,0 | x | x | 104,7 |
| Rybactwo | a 71 | - | 27 | 23 | 4 | 1 | - | 43 |
| Fishing and aquaculture | b 75 | - | 28 | 24 | 4 | 1 | - | 46 |
| | c 4 | - | 1 | 1 | - | - | - | 3 |
| | d 105,6 | x | 103,7 | 104,3 | 100,0 | 100,0 | x | 107,0 |
| Przemysł | a 63287 | 19 | 20600 | 13631 | 6946 | 247 | 3 | 42057 |
| Industry | b 64281 | 18 | 21484 | 14501 | 6959 | 242 | 3 | 42178 |
| | c 994 | -1 | 884 | 870 | 13 | -5 | - | 121 |
| | d 101,6 | 94,7 | 104,3 | 106,4 | 100,2 | 98,0 | 100,0 | 100,3 |
| Górnictwo i wydobywanie..... | a 826 | - | 452 | 381 | 71 | - | - | 352 |
| Mining and quarrying | b 868 | - | 483 | 409 | 74 | - | - | 363 |
| | c 42 | - | 31 | 28 | 3 | - | - | 11 |
| | d 105,1 | x | 106,9 | 107,3 | 104,2 | x | x | 103,1 |
| wydobywanie węgla kamiennego i węgla brunatnego (lignitu) | a 28 | - | 25 | 25 | - | - | - | 1 |
| mining of coal and lignite | b 26 | - | 22 | 22 | - | - | - | 2 |
| | c -2 | - | -3 | -3 | - | - | - | 1 |
| | d 92,9 | x | 88,0 | 88,0 | x | x | x | 200,0 |
| górnictwo ropy naftowej i gazu ziemnego | a 98 | - | 81 | 81 | - | - | - | 3 |
| extraction of crude petroleum and natural gas | b 99 | - | 83 | 83 | - | - | - | 2 |
| | c 1 | - | 2 | 2 | - | - | - | -1 |
| | d 101,0 | x | 102,5 | 102,5 | x | x | x | 66,7 |
| górnictwo rud metali | a 10 | - | 10 | 10 | - | - | - | - |
| mining of metal ores | b 14 | - | 12 | 12 | - | - | - | 2 |
| | c 4 | - | 2 | 2 | - | - | - | 2 |
| | d 140,0 | x | 120,0 | 120,0 | x | x | x | x |
| pozostałe górnictwo i wydobywanie | a 577 | - | 252 | 182 | 70 | - | - | 324 |
| other mining and quarrying | b 612 | - | 275 | 202 | 73 | - | - | 336 |
| | c 35 | - | 23 | 20 | 3 | - | - | 12 |
| | d 106,1 | x | 109,1 | 111,0 | 104,3 | x | x | 103,7 |

TABL. 11. PODMIOTY GOSPODARKI NARODOWEJ WEDŁUG WYBRANYCH FORM PRAWNYCH ORAZ SEKCJI I DZIAŁÓW POLSKIEJ KLASYFIKACJI DZIAŁALNOŚCI (cd.)
ENTITIES OF THE NATIONAL ECONOMY BY SELECTED LEGAL STATUS AND BY SECTIONS AND DIVISIONS OF THE POLISH CLASSIFICATION OF ACTIVITIES (cont.)

| WYSZCZEGÓLNIENIE SPECIFICATION a – 31 XII 2013 b – 31 XII 2014 c – przyrost/spadek increase/decrease d – 2013 = 100 | Ogółem Grand total | W tym Of which | | | | | | | |
|--|-----------------------|---|------------------------|--------------------------------|--------------------------------|----------------------------|---|---|--------------------------------|
| | | przedsiębiorstwa państwowe state owned enterprises | spółki companies | | | spółdzielnie cooperatives | fundacje, stowarzyszenia i organizacje społeczne foundation, associations and social organisations | osoby fizyczne prowadzące działalność gospodarczą natural persons conducting economic activity | |
| | | | razem total | w tym of which | handlowe commercial | | | | cywilne civil partnerships |
| Przemysł (cd.) Industry (cont.) | | | | | | | | | |
| Górnictwo i wydobywanie (dok.) Mining and quarrying (cont.) | | | | | | | | | |
| działalność usługowa wspomagająca górnictwo ^Δ mining support service activities | a b c d | 113 117 4 103,5 | – – – x | 84 91 7 108,3 | 83 90 7 108,4 | 1 1 – 100,0 | – – – x | – – – x | 24 21 -3 87,5 |
| Przetwórstwo przemysłowe..... Manufacturing | a b c d | 58278 59088 810 101,4 | 18 17 -1 94,4 | 17603 18315 712 104,0 | 10890 11594 704 106,5 | 6712 6720 8 100,1 | 238 231 -7 97,1 | 3 3 – 100,0 | 40194 40298 104 100,3 |
| produkcja artykułów spożywczych manufacture of food products | a b c d | 5176 5334 158 103,1 | 2 2 – 100,0 | 2380 2488 108 104,5 | 1494 1604 110 107,4 | 886 884 -2 99,8 | 65 61 -4 93,8 | 2 1 -1 50,0 | 2721 2775 54 102,0 |
| produkcja napojów..... manufacture of beverages | a b c d | 355 366 11 103,1 | 1 1 – 100,0 | 279 287 8 102,9 | 231 237 6 102,6 | 48 50 2 104,2 | 1 1 – 100,0 | – – – x | 72 75 3 104,2 |
| produkcja wyrobów tytoniowych manufacture of tobacco products | a b c d | 13 17 4 130,8 | – – – x | 10 15 5 150,0 | 9 14 5 155,6 | 1 1 – 100,0 | – – – x | – – – x | 3 2 -1 66,7 |
| produkcja wyrobów tekstylnych manufacture of textiles | a b c d | 1223 1296 73 106,0 | 1 1 – 100,0 | 285 302 17 106,0 | 174 194 20 111,5 | 111 108 -3 97,3 | 5 5 – 100,0 | 1 1 – 100,0 | 928 984 56 106,0 |
| produkcja odzieży..... manufacture of wearing apparel | a b c d | 4952 5014 62 101,3 | – – – x | 1137 1159 22 101,9 | 533 556 23 104,3 | 604 603 -1 99,8 | 39 39 – 100,0 | – – – x | 3745 3785 40 101,1 |
| produkcja skór i wyrobów skórzanych ^Δ manufacture of leather and related products | a b c d | 1488 1472 -16 98,9 | – – – x | 311 314 3 101,0 | 120 122 2 101,7 | 191 192 1 100,5 | 13 12 -1 92,3 | – – – x | 1153 1135 -18 98,4 |
| produkcja wyrobów z drewna, korka, słomy i wikliny ^Δ manufacture of products of wood cork, straw and wicker ^Δ | a b c d | 3414 3480 66 101,9 | – – – x | 868 897 29 103,3 | 533 566 33 106,2 | 335 331 -4 98,8 | 5 5 – 100,0 | – – – x | 2535 2572 37 101,5 |
| produkcja papieru i wyrobów z papieru manufacture of paper and paper products | a b c d | 1032 1034 2 100,2 | – – – x | 358 370 12 103,4 | 258 271 13 105,0 | 100 99 -1 99,0 | 2 2 – 100,0 | – – – x | 669 659 -10 98,5 |

TABL. 11. PODMIOTY GOSPODARKI NARODOWEJ WEDŁUG WYBRANYCH FORM PRAWNYCH ORAZ SEKCJI I DZIAŁÓW POLSKIEJ KLASYFIKACJI DZIAŁALNOŚCI (cd.)
ENTITIES OF THE NATIONAL ECONOMY BY SELECTED LEGAL STATUS AND BY SECTIONS AND DIVISIONS OF THE POLISH CLASSIFICATION OF ACTIVITIES (cont.)

| WYSZCZEGÓLNIENIE SPECIFICATION a – 31 XII 2013 b – 31 XII 2014 c – przyrost/spadek increase/decrease d – 2013 = 100 | Ogółem Grand total | W tym Of which | | | | | | | |
|---|-----------------------|---|----------------------|-----------------------------|-------------------------------|------------------------------|---|---|------------------------------|
| | | przedsiębiorstwa państwowe state owned enterprises | spółki companies | | | spółdzielnie cooperatives | fundacje, stowarzyszenia i organizacje społeczne foundation, associations and social organisations | osoby fizyczne prowadzące działalność gospodarczą natural persons conducting economic activity | |
| | | | razem total | w tym of which | | | | | |
| | | | | handlowe commercial | cywilne civil partnerships | | | | |
| Przemysł (cd.) Industry (cont.) | | | | | | | | | |
| Przetwórstwo przemysłowe (cd.) Manufacturing (cont.) | | | | | | | | | |
| poligrafia i reprodukcja zapisanych nośników informacji printing and reproduction of recorded media | a b c d | 6356 6209 -147 97,7 | 1 1 – 100,0 | 1845 1891 46 102,5 | 972 1015 43 104,4 | 873 876 3 100,3 | 10 10 – 100,0 | – – – x | 4493 4298 -195 95,7 |
| produkcja koksu i produktów rafinacji ropy naftowej ^Δ manufacture of coke and refined petroleum products | a b c d | 103 105 2 101,9 | – – – x | 88 91 3 103,4 | 82 85 3 103,7 | 6 6 – 100,0 | – – – x | – – – x | 14 13 -1 92,9 |
| produkcja chemikaliów i wyrobów chemicznych i wyrobów chemicznych manufacture of chemicals and chemical products | a b c d | 1222 1255 33 102,7 | – – – x | 734 771 37 105,0 | 552 586 34 106,2 | 182 185 3 101,6 | 8 6 -2 75,0 | – – – x | 454 452 -2 99,6 |
| produkcja wyrobów farmaceutycznych ^Δ manufacture of pharmaceutical products ^Δ | a b c d | 224 245 21 109,4 | – – – x | 186 208 22 111,8 | 175 196 21 112,0 | 11 12 1 109,1 | 3 3 – 100,0 | – – – x | 33 32 -1 97,0 |
| produkcja wyrobów z gumy i tworzyw sztucznych manufacture of rubber and plastic products | a b c d | 2829 2858 29 101,0 | 1 1 – 100,0 | 1177 1217 40 103,4 | 722 762 40 105,5 | 455 455 – 100,0 | 14 14 – 100,0 | – – – x | 1623 1614 -9 99,4 |
| produkcja wyrobów z pozostałych mineralnych surowców niemetalicznych manufacture of other non-metallic mineral products | a b c d | 2933 2964 31 101,1 | 4 3 -1 75,0 | 1022 1054 32 103,1 | 624 655 31 105,0 | 398 399 1 100,3 | 9 9 – 100,0 | – – – x | 1893 1893 – 100,0 |
| produkcja metali manufacture of basic metals | a b c d | 323 333 10 103,1 | – – – x | 154 162 8 105,2 | 123 133 10 108,1 | 31 29 -2 93,5 | 1 1 – 100,0 | – – – x | 164 166 2 101,2 |
| produkcja wyrobów z metali ^Δ manufacture of metal products ^Δ | a b c d | 7227 7361 134 101,9 | 2 2 – 100,0 | 1631 1691 60 103,7 | 931 988 57 106,1 | 700 703 3 100,4 | 22 22 – 100,0 | – – – x | 5555 5629 74 101,3 |
| produkcja komputerów, wyrobów elektronicznych i optycznych manufacture of computer, electronic and optical products | a b c d | 1883 1890 7 100,4 | 3 3 – 100,0 | 863 897 34 103,9 | 634 666 32 105,0 | 229 231 2 100,9 | 3 2 -1 66,7 | – – – x | 994 968 -26 97,4 |
| produkcja urządzeń elektrycznych manufacture of electrical equipment | a b c d | 755 783 28 103,7 | – – – x | 346 366 20 105,8 | 252 272 20 107,9 | 94 94 – 100,0 | 3 3 – 100,0 | – – – x | 399 407 8 102,0 |

TABL. 11. PODMIOTY GOSPODARKI NARODOWEJ WEDŁUG WYBRANYCH FORM PRAWNYCH ORAZ SEKCJI I DZIAŁÓW POLSKIEJ KLASYFIKACJI DZIAŁALNOŚCI (cd.)
ENTITIES OF THE NATIONAL ECONOMY BY SELECTED LEGAL STATUS AND BY SECTIONS AND DIVISIONS OF THE POLISH CLASSIFICATION OF ACTIVITIES (cont.)

| WYSZCZEGÓLNIENIE SPECIFICATION a – 31 XII 2013 b – 31 XII 2014 c – przyrost/spadek increase/decrease d – 2013 = 100 | Ogółem Grand total | W tym Of which | | | | | | | |
|---|-----------------------|---|------------------|------------------------|-------------------------------|------------------------------|---|---|-------|
| | | przedsiębiorstwa państwowe state owned enterprises | spółki companies | | | spółdzielnie cooperatives | fundacje, stowarzyszenia i organizacje społeczne foundation, associations and social organisations | osoby fizyczne prowadzące działalność gospodarczą natural persons conducting economic activity | |
| | | | razem total | w tym of which | | | | | |
| | | | | handlowe commercial | cywilne civil partnerships | | | | |
| Przemysł (cd.) Industry (cont.) | | | | | | | | | |
| Przetwórstwo przemysłowe (dok.) Manufacturing (cont.) | | | | | | | | | |
| produkcja maszyn i urządzeń ^Δ | a | 1571 | 2 | 729 | 562 | 167 | 3 | – | 814 |
| manufacture of machinery and equipment n.e.c. | b | 1593 | 2 | 762 | 596 | 166 | 3 | – | 804 |
| | c | 22 | – | 33 | 34 | -1 | – | – | -10 |
| | d | 101,4 | 100,0 | 104,5 | 106,0 | 99,4 | 100,0 | x | 98,8 |
| produkcja pojazdów samochodowych, przyczep i naczep ^Δ | a | 490 | – | 239 | 148 | 91 | 4 | – | 245 |
| | b | 505 | – | 251 | 161 | 90 | 4 | – | 248 |
| | c | 15 | – | 12 | 13 | -1 | – | – | 3 |
| | d | 103,1 | x | 105,0 | 108,8 | 98,9 | 100,0 | x | 101,2 |
| produkcja pozostałego sprzętu transportowego | a | 437 | – | 236 | 166 | 70 | – | – | 199 |
| | b | 441 | – | 251 | 182 | 69 | – | – | 188 |
| | c | 4 | – | 15 | 16 | -1 | – | – | -11 |
| | d | 100,9 | x | 106,4 | 109,6 | 98,6 | x | x | 94,5 |
| produkcja mebli..... | a | 3656 | – | 685 | 327 | 358 | 4 | – | 2965 |
| | b | 3712 | – | 713 | 349 | 364 | 4 | 1 | 2992 |
| | c | 56 | – | 28 | 22 | 6 | – | 1 | 27 |
| | d | 101,5 | x | 104,1 | 106,7 | 101,7 | 100,0 | x | 100,9 |
| pozostała produkcja wyrobów..... | a | 4152 | 1 | 976 | 546 | 430 | 17 | – | 3143 |
| | b | 4232 | 1 | 1009 | 573 | 436 | 18 | – | 3189 |
| | c | 80 | – | 33 | 27 | 6 | 1 | – | 46 |
| | d | 101,9 | 100,0 | 103,4 | 104,9 | 101,4 | 105,9 | x | 101,5 |
| naprawa, konserwacja i instalowanie maszyn i urządzeń | a | 6464 | – | 1064 | 722 | 341 | 7 | – | 5380 |
| | b | 6589 | – | 1149 | 811 | 337 | 7 | – | 5418 |
| | c | 125 | – | 85 | 89 | -4 | – | – | 38 |
| | d | 101,9 | x | 108,0 | 112,3 | 98,8 | 100,0 | x | 100,7 |
| Wytwarzanie i zaopatrywanie w energię elektryczną, gaz, parę wodną i gorącą wodę ^Δ | a | 1874 | – | 1633 | 1599 | 34 | 7 | – | 225 |
| | b | 1959 | – | 1709 | 1673 | 36 | 7 | – | 234 |
| | c | 85 | – | 76 | 74 | 2 | – | – | 9 |
| | d | 104,5 | x | 104,7 | 104,6 | 105,9 | 100,0 | x | 104,0 |
| Dostawa wody; gospodarowanie ściekami i odpadami; rekultywacja ^Δ | a | 2309 | 1 | 912 | 761 | 129 | 2 | – | 1286 |
| | b | 2366 | 1 | 977 | 825 | 129 | 4 | – | 1283 |
| | c | 57 | – | 65 | 64 | – | 2 | – | -3 |
| | d | 102,5 | 100,0 | 107,1 | 108,4 | 100,0 | 200,0 | x | 99,8 |
| pobór, uzdatnianie i dostarczanie wody | a | 233 | – | 91 | 72 | 2 | – | – | 65 |
| | b | 238 | – | 96 | 76 | 2 | – | – | 68 |
| | c | 5 | – | 5 | 4 | – | – | – | 3 |
| | d | 102,1 | x | 105,5 | 105,6 | 100,0 | x | x | 104,6 |

TABL. 11. PODMIOTY GOSPODARKI NARODOWEJ WEDŁUG WYBRANYCH FORM PRAWNYCH ORAZ SEKCJI I DZIAŁÓW POLSKIEJ KLASYFIKACJI DZIAŁALNOŚCI (cd.)
ENTITIES OF THE NATIONAL ECONOMY BY SELECTED LEGAL STATUS AND BY SECTIONS AND DIVISIONS OF THE POLISH CLASSIFICATION OF ACTIVITIES (cont.)

| WYSZCZEGÓLNIENIE SPECIFICATION a – 31 XII 2013 b – 31 XII 2014 c – przyrost/spadek increase/decrease d – 2013 = 100 | Ogółem Grand total | W tym Of which | | | | | | fundacje, stowarzy- szenia i organizacje społeczne fundation, associations and social organisa- tions | osoby fizyczne prowadzące działalność gospodarczą natural persons conducting economic activity |
|---|-----------------------|---|--|---|---|---|--|--|--|
| | | przedsię- biorstwa państwo- we state owned enter- prises | spółki companies | | | spół- dzielnie coopera- tives | | | |
| | | | razem total | w tym han- dlowe commer- cial | of which cywilne civil partner- ships | | | | |
| Przemysł (dok.) Industry (cont.) | | | | | | | | | |
| Dostawa wody; gospodarowanie ściekami i odpadami; rekultywacja ^Δ (dok.) Water supply; sewerage, waste management and remediation activities (cont.) | | | | | | | | | |
| odprowadzanie i oczyszczanie ścieków sewerage | a b c d | 528 524 -4 99,2 | – – – x | 61 65 4 106,6 | 43 48 5 111,6 | 17 16 -1 94,1 | – 1 1 x | – – – x | 454 446 -8 98,2 |
| gospodarka odpadami; odzysk surowców ^Δ waste collection, treatment and disposal activities; materials recovery | a b c d | 1427 1475 48 103,4 | 1 1 – 100,0 | 688 734 46 106,7 | 578 623 45 107,8 | 106 107 1 100,9 | 2 3 1 150,0 | – – – x | 719 722 3 100,4 |
| rekultywacja ^Δ remediation activities ^Δ | a b c d | 121 129 8 106,6 | – – – x | 72 82 10 113,9 | 68 78 10 114,7 | 4 4 – 100,0 | – – – x | – – – x | 48 47 -1 97,9 |
| Budownictwo..... Construction | a b c d | 71235 71751 516 100,7 | 12 11 -1 91,7 | 16241 17167 926 105,7 | 11755 12637 882 107,5 | 4439 4477 38 100,9 | 441 440 -1 99,8 | 1 2 1 200,0 | 54403 53986 -417 99,2 |
| Budowa budynków ^Δ Construction of buildings | a b c d | 25507 25933 426 101,7 | 11 10 -1 90,9 | 10568 11192 624 105,9 | 8740 9339 599 106,9 | 1828 1852 24 101,3 | 414 412 -2 99,5 | – – – x | 14450 14250 -200 98,6 |
| Budowa obiektów inżynierii lądowej i wodnej ^Δ Civil engineering | a b c d | 3477 3581 104 103,0 | – – – x | 1002 1088 86 108,6 | 752 830 78 110,4 | 208 211 3 101,4 | 6 7 1 116,7 | 1 1 – 100,0 | 2421 2436 15 100,6 |
| Roboty budowlane specjalistyczne Specialised construction activities | a b c d | 42251 42237 -14 100,0 | 1 1 – 100,0 | 4671 4887 216 104,6 | 2263 2468 205 109,1 | 2403 2414 11 100,5 | 21 21 – 100,0 | – 1 1 x | 37532 37300 -232 99,4 |
| Handel; naprawa pojazdów samochodowych^Δ Trade; repair of motor vehicles^Δ | a b c d | 190309 192347 2038 101,1 | 6 6 – 100,0 | 58416 61396 2980 105,1 | 34696 37613 2917 108,4 | 23720 23783 63 100,3 | 373 374 1 100,3 | 13 8 -5 61,5 | 130965 130007 -958 99,3 |

TABL. 11. PODMIOTY GOSPODARKI NARODOWEJ WEDŁUG WYBRANYCH FORM PRAWNYCH ORAZ SEKCJI I DZIAŁÓW POLSKIEJ KLASYFIKACJI DZIAŁALNOŚCI (cd.)
ENTITIES OF THE NATIONAL ECONOMY BY SELECTED LEGAL STATUS AND BY SECTIONS AND DIVISIONS OF THE POLISH CLASSIFICATION OF ACTIVITIES (cont.)

| WYSZCZEGÓLNIENIE SPECIFICATION a – 31 XII 2013 b – 31 XII 2014 c – przyrost/spadek increase/decrease d – 2013 = 100 | Ogółem Grand total | W tym Of which | | | | | | | |
|---|-----------------------|--|--|--|--|--|---|---|--|
| | | przedsiębiorstwa państwowe state owned enterprises | spółki companies | | | spółdzielnie cooperatives | fundacje, stowarzyszenia i organizacje społeczne foundation, associations and social organisations | osoby fizyczne prowadzące działalność gospodarczą natural persons conducting economic activity | |
| | | | razem total | w tym of which | | | | | |
| | | | | handlowe commercial | cywilne civil partnerships | | | | |
| Handel; naprawa pojazdów samochodowych^A (dok.) Trade; repair of motor vehicles^A (cont.) | | | | | | | | | |
| Handel hurtowy i detaliczny pojazdami samochodowymi oraz ich naprawa ^A | a b c | 23684 24288 604 | 1 1 – | 4358 4520 162 | 2052 2201 149 | 2306 2319 13 | 6 7 1 | – – – | 19302 19742 440 |
| <i>Wholesale and retail trade and repair of motor vehicles and motorcycles</i> | d | 102,6 | 100,0 | 103,7 | 107,3 | 100,6 | 116,7 | x | 102,3 |
| Handel hurtowy ^A <i>Wholesale trade^A</i> | a b c d | 65432 67213 1781 102,7 | 4 4 – 100,0 | 34235 36170 1935 105,7 | 25054 26967 1913 107,6 | 9181 9203 22 100,2 | 139 137 -2 98,6 | 7 3 -4 42,9 | 30549 30388 -161 99,5 |
| Handel detaliczny ^A <i>Retail trade^A</i> | a b c d | 101193 100846 -347 99,7 | 1 1 – 100,0 | 19823 20706 883 104,5 | 7590 8445 855 111,3 | 12233 12261 28 100,2 | 228 230 2 100,9 | 6 5 -1 83,3 | 81114 79877 -1237 98,5 |
| Transport i gospodarka magazynowa Transportation and storage | a b c d | 45052 45031 -21 100,0 | 3 3 – 100,0 | 5412 5794 382 107,1 | 3164 3550 386 112,2 | 2248 2244 -4 99,8 | 23 23 – 100,0 | 2 2 – 100,0 | 39510 39101 -409 99,0 |
| Transport lądowy i rurociągowy ^A <i>Land and pipeline transport^A</i> | a b c d | 40090 39727 -363 99,1 | 1 1 – 100,0 | 3830 4074 244 106,4 | 1951 2203 252 112,9 | 1879 1871 -8 99,6 | 19 19 – 100,0 | – – – x | 36223 35616 -607 98,3 |
| Transport wodny..... <i>Water transport</i> | a b c d | 92 106 14 115,2 | – – – x | 38 45 7 118,4 | 31 36 5 116,1 | 7 9 2 128,6 | – – – x | – – – x | 52 59 7 113,5 |
| Transport lotniczy..... <i>Air transport</i> | a b c d | 260 305 45 117,3 | – – – x | 96 102 6 106,3 | 92 99 7 107,6 | 4 3 -1 75,0 | 1 1 – 100,0 | 1 1 – 100,0 | 115 152 37 132,2 |
| Magazynowanie i działalność usługowa wspomagająca transport <i>Warehousing and support activities for transportation</i> | a b c d | 3491 3738 247 107,1 | 2 2 – 100,0 | 1341 1448 107 108,0 | 1005 1106 101 110,0 | 336 342 6 101,8 | 3 3 – 100,0 | 1 1 – 100,0 | 2108 2244 136 106,5 |
| Działalność pocztowa i kurierska..... <i>Postal and courier activities</i> | a b c d | 1119 1155 36 103,2 | – – – x | 107 125 18 116,8 | 85 106 21 124,7 | 22 19 -3 86,4 | – – – x | – – – x | 1012 1030 18 101,8 |

TABL. 11. PODMIOTY GOSPODARKI NARODOWEJ WEDŁUG WYBRANYCH FORM PRAWNYCH ORAZ SEKCJI I DZIAŁÓW POLSKIEJ KLASYFIKACJI DZIAŁALNOŚCI (cd.)
ENTITIES OF THE NATIONAL ECONOMY BY SELECTED LEGAL STATUS AND BY SECTIONS AND DIVISIONS OF THE POLISH CLASSIFICATION OF ACTIVITIES (cont.)

| WYSZCZEGÓLNIENIE SPECIFICATION a – 31 XII 2013 b – 31 XII 2014 c – przyrost/spadek increase/decrease d – 2013 = 100 | Ogółem Grand total | W tym Of which | | | | | | | |
|---|-----------------------|---|---------------------|------------------------|-------------------------------|------------------------------|---|---|--------------|
| | | przedsiębiorstwa państwowe state owned enterprises | spółki companies | | | spółdzielnie cooperatives | fundacje, stowarzyszenia i organizacje społeczne foundation, associations and social organisations | osoby fizyczne prowadzące działalność gospodarczą natural persons conducting economic activity | |
| | | | razem total | w tym of which | | | | | |
| | | | | handlowe commercial | cywilne civil partnerships | | | | |
| Zakwaterowanie i gastronomia^Δ | a | 18046 | – | 5819 | 3025 | 2794 | 14 | 2 | 12135 |
| | b | 18710 | – | 6274 | 3423 | 2851 | 20 | 2 | 12333 |
| Accommodation and catering^Δ | c | 664 | – | 455 | 398 | 57 | 6 | – | 198 |
| | d | 103,7 | x | 107,8 | 113,2 | 102,0 | 142,9 | 100,0 | 101,6 |
| Zakwaterowanie..... | a | 2390 | – | 880 | 693 | 187 | 6 | 2 | 1431 |
| Accommodation | b | 2588 | – | 972 | 786 | 186 | 7 | 2 | 1532 |
| | c | 198 | – | 92 | 93 | -1 | 1 | – | 101 |
| | d | 108,3 | x | 110,5 | 113,4 | 99,5 | 116,7 | 100,0 | 107,1 |
| Gastronomia ^Δ | a | 15656 | – | 4939 | 2332 | 2607 | 8 | – | 10704 |
| Catering ^Δ | b | 16122 | – | 5302 | 2637 | 2665 | 13 | – | 10801 |
| | c | 466 | – | 363 | 305 | 58 | 5 | – | 97 |
| | d | 103,0 | x | 107,3 | 113,1 | 102,2 | 162,5 | x | 100,9 |
| Informacja i komunikacja..... | a | 36353 | 3 | 12606 | 10466 | 2140 | 61 | 10 | 23568 |
| Information and communication | b | 38939 | 3 | 13631 | 11502 | 2129 | 64 | 9 | 25120 |
| | c | 2586 | – | 1025 | 1036 | -11 | 3 | -1 | 1552 |
| | d | 107,1 | 100,0 | 108,1 | 109,9 | 99,5 | 104,9 | 90,0 | 106,6 |
| Działalność wydawnicza..... | a | 5508 | 2 | 2719 | 2050 | 669 | 50 | 6 | 2712 |
| Publishing activities | b | 5472 | 2 | 2766 | 2096 | 670 | 50 | 6 | 2629 |
| | c | -36 | – | 47 | 46 | 1 | – | – | -83 |
| | d | 99,3 | 100,0 | 101,7 | 102,2 | 100,1 | 100,0 | 100,0 | 96,9 |
| Produkcja filmów, programów telewizyjnych i nagrań ^Δ | a | 4752 | 1 | 1426 | 1169 | 257 | 2 | 1 | 3307 |
| Motion, sound and music publishing activities ^Δ | b | 5065 | 1 | 1526 | 1269 | 257 | 2 | 1 | 3520 |
| | c | 313 | – | 100 | 100 | – | – | – | 213 |
| | d | 106,6 | 100,0 | 107,0 | 108,6 | 100,0 | 100,0 | 100,0 | 106,4 |
| Nadawanie programów ogólnodostępnych i abonamentowych | a | 295 | – | 223 | 192 | 31 | 1 | – | 70 |
| Programming and broadcasting activities | b | 295 | – | 224 | 196 | 28 | 1 | – | 69 |
| | c | – | – | 1 | 4 | -3 | – | – | -1 |
| | d | 100,0 | x | 100,4 | 102,1 | 90,3 | 100,0 | x | 98,6 |
| Telekomunikacja..... | a | 2106 | – | 892 | 823 | 69 | – | – | 1204 |
| Telecommunications | b | 2120 | – | 927 | 860 | 67 | – | – | 1183 |
| | c | 14 | – | 35 | 37 | -2 | – | – | -21 |
| | d | 100,7 | x | 103,9 | 104,5 | 97,1 | x | x | 98,3 |
| Działalność związana z oprogramowaniem i doradztwo w zakresie informatyki ^Δ | a | 18295 | – | 4875 | 3996 | 879 | 4 | 3 | 13376 |
| Computer programming and consultancy activities ^Δ | b | 20451 | – | 5494 | 4617 | 877 | 5 | 2 | 14908 |
| | c | 2156 | – | 619 | 621 | -2 | 1 | -1 | 1532 |
| | d | 111,8 | x | 112,7 | 115,5 | 99,8 | 125,0 | 66,7 | 111,5 |
| Działalność usługowa w zakresie informacji | a | 5397 | – | 2471 | 2236 | 235 | 4 | – | 2899 |
| Information service activities | b | 5536 | – | 2694 | 2464 | 230 | 6 | – | 2811 |
| | c | 139 | – | 223 | 228 | -5 | 2 | – | -88 |
| | d | 102,6 | x | 109,0 | 110,2 | 97,9 | 150,0 | x | 97,0 |

TABL. 11. PODMIOTY GOSPODARKI NARODOWEJ WEDŁUG WYBRANYCH FORM PRAWNYCH ORAZ SEKCJI I DZIAŁÓW POLSKIEJ KLASYFIKACJI DZIAŁALNOŚCI (cd.)
ENTITIES OF THE NATIONAL ECONOMY BY SELECTED LEGAL STATUS AND BY SECTIONS AND DIVISIONS OF THE POLISH CLASSIFICATION OF ACTIVITIES (cont.)

| WYSZCZEGÓLNIENIE SPECIFICATION a – 31 XII 2013 b – 31 XII 2014 c – przyrost/spadek increase/decrease d – 2013 = 100 | Ogółem Grand total | W tym Of which | | | | | | | |
|---|-----------------------|---|---------------------|---------------------------------|--|------------------------------|---|---|--------------|
| | | przedsiębiorstwa państwowe state owned enterprises | spółki companies | | | spółdzielnie cooperatives | fundacje, stowarzyszenia i organizacje społeczne foundation, associations and social organisations | osoby fizyczne prowadzące działalność gospodarczą natural persons conducting economic activity | |
| | | | razem total | w tym handlowe commercial | of which cywilne civil partnerships | | | | |
| Działalność finansowa i ubezpieczeniowa | a | 24664 | – | 4980 | 4417 | 563 | 115 | 132 | 18714 |
| | b | 24668 | – | 5502 | 4931 | 571 | 115 | 132 | 18146 |
| Financial and insurance activities | c | 4 | – | 522 | 514 | 8 | – | – | -568 |
| | d | 100,0 | x | 110,5 | 111,6 | 101,4 | 100,0 | 100,0 | 97,0 |
| Finansowa działalność usługowa ^Δ ... | a | 6029 | – | 2929 | 2776 | 153 | 112 | 132 | 2236 |
| Financial service activities ^Δ | b | 6456 | – | 3277 | 3121 | 156 | 112 | 132 | 2265 |
| | c | 427 | – | 348 | 345 | 3 | – | – | 29 |
| | d | 107,1 | x | 111,9 | 112,4 | 102,0 | 100,0 | 100,0 | 101,3 |
| Ubezpieczenia, reasekuracja i fundusze emerytalne ^Δ | a | 310 | – | 78 | 73 | 5 | – | – | 177 |
| | b | 323 | – | 78 | 73 | 5 | – | – | 190 |
| Insurance, reinsurance and pension funding ^Δ | c | 13 | – | – | – | – | – | – | 13 |
| | d | 104,2 | x | 100,0 | 100,0 | 100,0 | x | x | 107,3 |
| Działalność wspomagająca usługi finansowe oraz ubezpieczenia i fundusze emerytalne | a | 18325 | – | 1973 | 1568 | 405 | 3 | – | 16301 |
| | b | 17889 | – | 2147 | 1737 | 410 | 3 | – | 15691 |
| | c | -436 | – | 174 | 169 | 5 | – | – | -610 |
| | d | 97,6 | x | 108,8 | 110,8 | 101,2 | 100,0 | x | 96,3 |
| Activities auxiliary to financial services and insurance activities | | | | | | | | | |
| Obsługa rynku nieruchomości^Δ | a | 30995 | 6 | 8472 | 7232 | 1143 | 1341 | 5 | 8127 |
| | b | 32248 | 6 | 9132 | 7864 | 1162 | 1341 | 4 | 8342 |
| Real estate activities | c | 1253 | – | 660 | 632 | 19 | – | -1 | 215 |
| | d | 104,0 | 100,0 | 107,8 | 108,7 | 101,7 | 100,0 | 80,0 | 102,6 |
| Działalność profesjonalna, naukowa i techniczna | a | 92420 | 16 | 24293 | 18404 | 5889 | 90 | 19 | 66710 |
| | b | 97766 | 16 | 26310 | 20357 | 5953 | 90 | 17 | 70022 |
| Professional, scientific and technical activities | c | 5346 | – | 2017 | 1953 | 64 | – | -2 | 3312 |
| | d | 105,8 | 100,0 | 108,3 | 110,6 | 101,1 | 100,0 | 89,5 | 105,0 |
| Działalność prawnicza, rachunkowo-księgową i doradztwo podatkowe | a | 22298 | – | 4526 | 2907 | 1619 | 19 | – | 17593 |
| | b | 23991 | – | 4872 | 3213 | 1659 | 20 | – | 18929 |
| | c | 1693 | – | 346 | 306 | 40 | 1 | – | 1336 |
| Legal and accounting activities | d | 107,6 | x | 107,6 | 110,5 | 102,5 | 105,3 | x | 107,6 |
| Działalność firm centralnych; doradztwo w zarządzaniu ^Δ | a | 22691 | 3 | 8639 | 8014 | 625 | 15 | 5 | 13895 |
| | b | 24565 | 3 | 9596 | 8962 | 634 | 13 | 4 | 14810 |
| Activities of head offices; management consultancy activities | c | 1874 | – | 957 | 948 | 9 | -2 | -1 | 915 |
| | d | 108,3 | 100,0 | 111,1 | 111,8 | 101,4 | 86,7 | 80,0 | 106,6 |
| Działalność w zakresie architektury i inżynierii; badania i analizy techniczne | a | 14949 | 12 | 3405 | 2352 | 1053 | 29 | 1 | 11402 |
| | b | 15291 | 12 | 3523 | 2484 | 1039 | 29 | 1 | 11626 |
| | c | 342 | – | 118 | 132 | -14 | – | – | 224 |
| Architectural and engineering activities; technical testing and analysis | d | 102,3 | 100,0 | 103,5 | 105,6 | 98,7 | 100,0 | 100,0 | 102,0 |

TABL. 11. PODMIOTY GOSPODARKI NARODOWEJ WEDŁUG WYBRANYCH FORM PRAWNYCH ORAZ SEKCJI I DZIAŁÓW POLSKIEJ KLASYFIKACJI DZIAŁALNOŚCI (cd.)
ENTITIES OF THE NATIONAL ECONOMY BY SELECTED LEGAL STATUS AND BY SECTIONS AND DIVISIONS OF THE POLISH CLASSIFICATION OF ACTIVITIES (cont.)

| WYSZCZEGÓLNIENIE SPECIFICATION a – 31 XII 2013 b – 31 XII 2014 c – przyrost/spadek increase/decrease d – 2013 = 100 | Ogółem Grand total | W tym Of which | | | | | | |
|---|-----------------------|---|---------------------|---------------------------------|--|------------------------------|---|---|
| | | przedsiębiorstwa państwowe state owned enterprises | spółki companies | | | spółdzielnie cooperatives | fundacje, stowarzyszenia i organizacje społeczne foundation, associations and social organisations | osoby fizyczne prowadzące działalność gospodarczą natural persons conducting economic activity |
| | | | razem total | w tym handlowe commercial | of which cywilne civil partnerships | | | |
| Działalność profesjonalna, naukowa i techniczna (dok.) Professional, scientific and technical activities (cont.) | | | | | | | | |
| Badania naukowe i prace rozwojowe | a 1167 | – | 437 | 401 | 36 | 3 | 10 | 588 |
| | b 1242 | – | 493 | 457 | 36 | 3 | 9 | 609 |
| Scientific research and development | c 75 | – | 56 | 56 | – | – | -1 | 21 |
| | d 106,4 | x | 112,8 | 114,0 | 100,0 | 100,0 | 90,0 | 103,6 |
| Reklama, badanie rynku i opinii publicznej | a 15022 | 1 | 4527 | 3303 | 1224 | 13 | 2 | 9848 |
| | b 15657 | 1 | 4827 | 3587 | 1240 | 14 | 2 | 10179 |
| Advertising and market research | c 635 | – | 300 | 284 | 16 | 1 | – | 331 |
| | d 104,2 | 100,0 | 106,6 | 108,6 | 101,3 | 107,7 | 100,0 | 103,4 |
| Pozostała działalność profesjonalna, naukowa i techniczna | a 14523 | – | 2523 | 1403 | 1120 | 11 | 1 | 11854 |
| | b 15193 | – | 2760 | 1628 | 1132 | 11 | 1 | 12285 |
| Other professional, scientific and technical activities | c 670 | – | 237 | 225 | 12 | – | – | 431 |
| | d 104,6 | x | 109,4 | 116,0 | 101,1 | 100,0 | 100,0 | 103,6 |
| Działalność weterynaryjna..... | a 1770 | – | 236 | 24 | 212 | – | – | 1530 |
| | b 1827 | – | 239 | 26 | 213 | – | – | 1584 |
| Veterinary activities | c 57 | – | 3 | 2 | 1 | – | – | 54 |
| | d 103,2 | x | 101,3 | 108,3 | 100,5 | x | x | 103,5 |
| Administrowanie i działalność wspierająca^A | a 25195 | 1 | 6211 | 4486 | 1719 | 53 | 15 | 18852 |
| | b 26574 | 1 | 6927 | 5085 | 1836 | 58 | 15 | 19508 |
| Administrative and support service activities | c 1379 | – | 716 | 599 | 117 | 5 | – | 656 |
| | d 105,5 | 100,0 | 111,5 | 113,4 | 106,8 | 109,4 | 100,0 | 103,5 |
| Wynajem i dzierżawa..... | a 2766 | – | 1037 | 754 | 283 | 5 | – | 1712 |
| | b 3028 | – | 1170 | 888 | 282 | 6 | – | 1839 |
| Rental and leasing activities | c 262 | – | 133 | 134 | -1 | 1 | – | 127 |
| | d 109,5 | x | 112,8 | 117,8 | 99,6 | 120,0 | x | 107,4 |
| Działalność związana z zatrudnieniem | a 1604 | – | 784 | 707 | 77 | 3 | 1 | 799 |
| | b 1735 | – | 920 | 827 | 93 | 3 | 1 | 792 |
| Employment activities | c 131 | – | 136 | 120 | 16 | – | – | -7 |
| | d 108,2 | x | 117,3 | 117,0 | 120,8 | 100,0 | 100,0 | 99,1 |
| Działalność związana z turystyką ^A | a 3003 | 1 | 1268 | 943 | 325 | 5 | 11 | 1703 |
| | b 3017 | 1 | 1319 | 995 | 324 | 5 | 10 | 1667 |
| Tourism activities ^A | c 14 | – | 51 | 52 | -1 | – | -1 | -36 |
| | d 100,5 | 100,0 | 104,0 | 105,5 | 99,7 | 100,0 | 90,9 | 97,9 |
| Działalność detektywistyczna i ochroniarska | a 1615 | – | 852 | 644 | 208 | 5 | – | 758 |
| | b 1791 | – | 1017 | 712 | 305 | 5 | – | 769 |
| Security and investigation activities | c 176 | – | 165 | 68 | 97 | – | – | 11 |
| | d 110,9 | x | 119,4 | 110,6 | 146,6 | 100,0 | x | 101,5 |

TABL. 11. PODMIOTY GOSPODARKI NARODOWEJ WEDŁUG WYBRANYCH FORM PRAWNYCH ORAZ SEKCJI I DZIAŁÓW POLSKIEJ KLASYFIKACJI DZIAŁALNOŚCI (cd.)
ENTITIES OF THE NATIONAL ECONOMY BY SELECTED LEGAL STATUS AND BY SECTIONS AND DIVISIONS OF THE POLISH CLASSIFICATION OF ACTIVITIES (cont.)

| WYSZCZEGÓLNIENIE SPECIFICATION a – 31 XII 2013 b – 31 XII 2014 c – przyrost/spadek increase/decrease d – 2013 = 100 | Ogółem Grand total | przedsiębiorstwa państwowe state owned enterprises | W tym Of which | | | | | fundacje, stowarzyszenia i organizacje społeczne foundation, associations and social organisations | osoby fizyczne prowadzące działalność gospodarczą natural persons conducting economic activity | |
|--|-----------------------|---|------------------|------------------------------|------------------------------|------------------------------|------------------------|---|---|--|
| | | | spółki companies | | | spółdzielnie cooperatives | | | | |
| | | | razem total | w tym of which | handlowe commercial | | | | | |
| Administrowanie i działalność wspierająca^Δ (dok.) Administrative and support service activities (cont.) | | | | | | | | | | |
| Utrzymanie porządku w budynkach i zagospodarowanie zieleni ^Δ <i>Services to buildings and landscape activities</i> | a b c d | 8334 8596 262 103,1 | – – – x | 893 968 75 108,4 | 386 458 72 118,7 | 501 504 3 100,6 | 29 33 4 113,8 | – – – x | 7403 7587 184 102,5 | |
| Administracyjna obsługa biur; wspomaganie działalności gospodarczej ^Δ <i>Office administrative and business support^Δ</i> | a b c d | 7873 8407 534 106,8 | – – – x | 1377 1533 156 111,3 | 1052 1205 153 114,5 | 325 328 3 100,9 | 6 6 – 100,0 | 3 4 1 133,3 | 6477 6854 377 105,8 | |
| Administracja publiczna i obrona narodowa; obowiązkowe zabezpieczenia społeczne Public administration and defence; compulsory social security | a b c d | 3489 3496 7 100,2 | – – – x | 13 17 4 130,8 | 11 15 4 136,4 | 2 2 – 100,0 | – – – x | 2011 2012 1 100,0 | 18 17 -1 94,4 | |
| Edukacja Education | a b c d | 25993 26833 840 103,2 | – – – x | 2435 2626 191 107,8 | 1474 1640 166 111,3 | 961 986 25 102,6 | 16 18 2 112,5 | 202 203 1 100,5 | 14429 14764 335 102,3 | |
| Opieka zdrowotna i pomoc społeczna Human health and social work activities | a b c d | 31826 33154 1328 104,2 | – – – x | 2526 2699 173 106,8 | 1431 1608 177 112,4 | 1095 1091 -4 99,6 | 22 24 2 109,1 | 23 25 2 108,7 | 28253 29445 1192 104,2 | |
| Opieka zdrowotna..... <i>Human health activities</i> | a b c d | 29688 31014 1326 104,5 | – – – x | 2277 2397 120 105,3 | 1322 1448 126 109,5 | 955 949 -6 99,4 | 12 13 1 108,3 | 6 6 – 100,0 | 27154 28362 1208 104,4 | |
| Pomoc społeczna z zakwaterowaniem <i>Residential care activities</i> | a b c d | 511 529 18 103,5 | – – – x | 77 94 17 122,1 | 53 68 15 128,3 | 24 26 2 108,3 | – – – x | 6 6 – 100,0 | 164 164 – 100,0 | |
| Pomoc społeczna bez zakwaterowania <i>Social work activities without accommodation</i> | a b c d | 1627 1611 -16 99,0 | – – – x | 172 208 36 120,9 | 56 92 36 164,3 | 116 116 – 100,0 | 10 11 1 110,0 | 11 13 2 118,2 | 935 919 -16 98,3 | |

TABL. 11. PODMIOTY GOSPODARKI NARODOWEJ WEDŁUG WYBRANYCH FORM PRAWNYCH ORAZ SEKCJI I DZIAŁÓW POLSKIEJ KLASYFIKACJI DZIAŁALNOŚCI (dok.)
ENTITIES OF THE NATIONAL ECONOMY BY SELECTED LEGAL STATUS AND BY SECTIONS AND DIVISIONS OF THE POLISH CLASSIFICATION OF ACTIVITIES (cont.)

| WYSZCZEGÓLNIENIE SPECIFICATION a – 31 XII 2013 b – 31 XII 2014 c – przyrost/spadek increase/decrease d – 2013 = 100 | Ogółem Grand total | W tym Of which | | | | | | | |
|---|-----------------------|---|---------------------|------------------------|-------------------------------|------------------------------|---|---|--------------|
| | | przedsiębiorstwa państwowe state owned enterprises | spółki companies | | | spółdzielnie cooperatives | fundacje, stowarzyszenia i organizacje społeczne foundation, associations and social organisations | osoby fizyczne prowadzące działalność gospodarczą natural persons conducting economic activity | |
| | | | razem total | w tym of which | | | | | |
| | | | | handlowe commercial | cywilne civil partnerships | | | | |
| Działalność związana z kulturą, rozrywką i rekreacją | a | 11370 | – | 1774 | 1072 | 702 | 9 | 2756 | 6053 |
| | b | 11880 | – | 1915 | 1198 | 717 | 11 | 2879 | 6303 |
| | c | 510 | – | 141 | 126 | 15 | 2 | 123 | 250 |
| Arts, entertainment and recreation | d | 104,5 | x | 107,9 | 111,8 | 102,1 | 122,2 | 104,5 | 104,1 |
| Działalność twórcza związana z kulturą i rozrywką | a | 4209 | – | 479 | 253 | 226 | 3 | 19 | 3422 |
| | b | 4434 | – | 509 | 283 | 226 | 3 | 19 | 3621 |
| Creative, arts and entertainment activities | c | 225 | – | 30 | 30 | – | – | – | 199 |
| | d | 105,3 | x | 106,3 | 111,9 | 100,0 | 100,0 | 100,0 | 105,8 |
| Działalność bibliotek, archiwów, muzeów oraz pozostała działalność związana z kulturą | a | 669 | – | 83 | 68 | 15 | – | 3 | 168 |
| | b | 673 | – | 86 | 71 | 15 | – | 3 | 169 |
| Libraries, archives, museums and other cultural activities | c | 4 | – | 3 | 3 | – | – | – | 1 |
| | d | 100,6 | x | 103,6 | 104,4 | 100,0 | x | 100,0 | 100,6 |
| Działalność związana z grami losowymi i zakładami wzajemnymi | a | 208 | – | 90 | 80 | 10 | – | – | 118 |
| | b | 204 | – | 97 | 87 | 10 | – | – | 107 |
| Gambling and betting activities | c | -4 | – | 7 | 7 | – | – | – | -11 |
| | d | 98,1 | x | 107,8 | 108,8 | 100,0 | x | x | 90,7 |
| Działalność sportowa, rozrywkowa i rekreacyjna | a | 6284 | – | 1122 | 671 | 451 | 6 | 2734 | 2345 |
| | b | 6569 | – | 1223 | 757 | 466 | 8 | 2857 | 2406 |
| Sports activities and amusement and recreation activities | c | 285 | – | 101 | 86 | 15 | 2 | 123 | 61 |
| | d | 104,5 | x | 109,0 | 112,8 | 103,3 | 133,3 | 104,5 | 102,6 |
| Pozostała działalność usługowa | a | 42918 | 1 | 2233 | 882 | 1350 | 23 | 15005 | 19762 |
| | b | 45323 | 1 | 2370 | 993 | 1376 | 17 | 16045 | 20227 |
| Other service activities | c | 2405 | – | 137 | 111 | 26 | -6 | 1040 | 465 |
| | d | 105,6 | 100,0 | 106,1 | 112,6 | 101,9 | 73,9 | 106,9 | 102,4 |
| Działalność organizacji członkowskich | a | 20932 | – | 20 | 19 | – | 12 | 15003 | 14 |
| | b | 22742 | – | 26 | 25 | – | 7 | 16043 | 13 |
| Activities of membership organisations | c | 1810 | – | 6 | 6 | – | -5 | 1040 | -1 |
| | d | 108,6 | x | 130,0 | 131,6 | x | 58,3 | 106,9 | 92,9 |
| Naprawa i konserwacja komputerów i artykułów użytku osobistego i domowego | a | 5732 | 1 | 547 | 215 | 332 | 3 | – | 5178 |
| | b | 5738 | 1 | 556 | 227 | 329 | 3 | – | 5175 |
| Repair of computers and personal and household goods | c | 6 | – | 9 | 12 | -3 | – | – | -3 |
| | d | 100,1 | 100,0 | 101,6 | 105,6 | 99,1 | 100,0 | x | 99,9 |
| Pozostała indywidualna działalność usługowa | a | 16254 | – | 1666 | 648 | 1018 | 8 | 2 | 14570 |
| | b | 16843 | – | 1788 | 741 | 1047 | 7 | 2 | 15039 |
| Other personal service activities | c | 589 | – | 122 | 93 | 29 | -1 | – | 469 |
| | d | 103,6 | x | 107,3 | 114,4 | 102,8 | 87,5 | 100,0 | 103,2 |

TABL. 12. PODMIOTY GOSPODARKI NARODOWEJ WEDŁUG WYBRANYCH FORM PRAWNYCH
ORAZ PODREGIONÓW I POWIATÓW
ENTITIES OF THE NATIONAL ECONOMY BY SELECTED LEGAL STATUS AND BY
SUBREGIONS AND POWIATS

| WYSZCZEGÓLNIENIE SPECIFICATION a – 31 XII 2013 b – 31 XII 2014 c – przyrost/spadek increase/decrease d – 2013 = 100 | Ogółem Grand total | przedsiębiorstwa państwowe state owned enterprises | W tym | | | Of which | | | |
|---|--------------------------|--|----------------|------------------------|----------------------------------|------------------------------|---|---|---|
| | | | razem total | spółki companies | | spółdzielnie cooperatives | fundacje, stowarzyszenia i organizacje społeczne fundation, associations and social organisations | osoby fizyczne prowadzące działalność gospodarczą natural persons conducting economic activity | |
| | | | | w tym of which | | | | razem total | w tym zagraniczne of which foreign |
| | | | | handlowe commercial | cywilne civil partnerships | | | | |
| OGÓŁEM..... a | 724997 | 69 | 173212 | 116949 | 55952 | 3116 | 20565 | 493319 | 711 |
| TOTAL b | 742172 | 67 | 184530 | 127823 | 56380 | 3121 | 21725 | 496480 | 4185 |
| c | 17175 | -2 | 11321 | 10877 | 428 | 13 | 1178 | 3161 | 3474 |
| d | 102,4 | 97,1 | 106,5 | 109,3 | 100,8 | 100,2 | 105,6 | 100,6 | 588,6 |
| Podregion/Subregion a | 46861 | 2 | 5161 | 2673 | 2426 | 305 | 1602 | 36447 | 11 |
| ciechanowsko-płocki b | 47390 | 2 | 5347 | 2833 | 2451 | 310 | 1668 | 36594 | 93 |
| c | 529 | - | 186 | 160 | 25 | 5 | 66 | 147 | 82 |
| d | 101,1 | 100,0 | 103,6 | 106,0 | 101,0 | 101,6 | 104,1 | 100,4 | 845,5 |
| Powiaty: Powiats: | | | | | | | | | |
| ciechanowski..... | 7114 | - | 692 | 340 | 343 | 49 | 235 | 5577 | 3 |
| b | 7194 | - | 710 | 354 | 347 | 51 | 244 | 5610 | 12 |
| c | 80 | - | 18 | 14 | 4 | 2 | 9 | 33 | 9 |
| d | 101,1 | x | 102,6 | 104,1 | 101,2 | 104,1 | 103,8 | 100,6 | 400,0 |
| gostyński..... | 3319 | - | 316 | 155 | 154 | 33 | 103 | 2631 | - |
| b | 3317 | - | 328 | 162 | 159 | 32 | 107 | 2601 | 7 |
| c | -2 | - | 12 | 7 | 5 | -1 | 4 | -30 | 7 |
| d | 99,9 | x | 103,8 | 104,5 | 103,2 | 97,0 | 103,9 | 98,9 | x |
| mławski..... | 4986 | - | 504 | 247 | 253 | 25 | 172 | 3897 | - |
| b | 5108 | - | 524 | 265 | 255 | 25 | 176 | 3977 | 7 |
| c | 122 | - | 20 | 18 | 2 | - | 4 | 80 | 7 |
| d | 102,4 | x | 104,0 | 107,3 | 100,8 | 100,0 | 102,3 | 102,1 | x |
| płocki | 6804 | - | 547 | 256 | 273 | 50 | 270 | 5489 | 2 |
| b | 7017 | - | 583 | 287 | 278 | 52 | 278 | 5623 | 7 |
| c | 213 | - | 36 | 31 | 5 | 2 | 8 | 134 | 5 |
| d | 103,1 | x | 106,6 | 112,1 | 101,8 | 104,0 | 103,0 | 102,4 | 350,0 |
| płoński..... | 6244 | - | 589 | 299 | 282 | 44 | 205 | 4973 | - |
| b | 6309 | - | 628 | 327 | 292 | 44 | 213 | 4975 | 11 |
| c | 65 | - | 39 | 28 | 10 | - | 8 | 2 | 11 |
| d | 101,0 | x | 106,6 | 109,4 | 103,5 | 100,0 | 103,9 | 100,0 | x |
| sierpecki..... | 3241 | - | 247 | 123 | 117 | 24 | 147 | 2529 | 2 |
| b | 3331 | - | 260 | 133 | 120 | 25 | 152 | 2595 | 2 |
| c | 90 | - | 13 | 10 | 3 | 1 | 5 | 66 | - |
| d | 102,8 | x | 105,3 | 108,1 | 102,6 | 104,2 | 103,4 | 102,6 | 100,0 |
| żuromiński..... | 2616 | - | 152 | 83 | 62 | 18 | 80 | 2176 | - |
| b | 2647 | - | 156 | 82 | 67 | 19 | 83 | 2188 | 1 |
| c | 31 | - | 4 | -1 | 5 | 1 | 3 | 12 | 1 |
| d | 101,2 | x | 102,6 | 98,8 | 108,1 | 105,6 | 103,8 | 100,6 | x |

TABL. 12. PODMIOTY GOSPODARKI NARODOWEJ WEDŁUG WYBRANYCH FORM PRAWNYCH
ORAZ PODREGIONÓW I POWIATÓW (cd.)
ENTITIES OF THE NATIONAL ECONOMY BY SELECTED LEGAL STATUS AND BY
SUBREGIONS AND POWIATS (cont.)

| WYSZCZEGÓLNIENIE SPECIFICATION a – 31 XII 2013 b – 31 XII 2014 c – przyrost/spadek increase/decrease d – 2013 = 100 | Ogółem Grand total | W tym | | | | | Of which | | | |
|---|--------------------------|--|---------------------|------------------------|----------------------------------|------------------------------|---|---|---|---------------|
| | | przedsiębiorstwa państwowe state owned enterprises | spółki companies | | | spółdzielnie cooperatives | fundacje, stowarzyszenia i organizacje społeczne fundation, associations and social organisations | osoby fizyczne prowadzące działalność gospodarczą natural persons conducting economic activity | | |
| | | | razem total | w tym of which | | | | razem total | w tym zagraniczne of which foreign | |
| | | | | handlowe commercial | cywilne civil partnerships | | | | | |
| Podregion (dok.) /Subregion (cont.) | | | | | | | | | | |
| ciechanowsko-płocki | | | | | | | | | | |
| Miasto na prawach powiatu City with powiat status | | | | | | | | | | |
| Płock..... | a | 12537 | 2 | 2114 | 1170 | 942 | 62 | 390 | 9175 | 4 |
| | b | 12467 | 2 | 2158 | 1223 | 933 | 62 | 415 | 9025 | 46 |
| | c | -70 | - | 44 | 53 | -9 | - | 25 | -150 | 42 |
| | d | 99,4 | 100,0 | 102,1 | 104,5 | 99,0 | 100,0 | 106,4 | 98,4 | 1150,0 |
| Podregion/Subregion | a | 58764 | 2 | 5525 | 2438 | 3031 | 424 | 2111 | 46808 | 8 |
| ostrolęcko-siedlecki | b | 59603 | 2 | 5683 | 2578 | 3045 | 427 | 2181 | 47264 | 116 |
| | c | 839 | - | 158 | 140 | 14 | 3 | 70 | 456 | 108 |
| | d | 101,4 | 100,0 | 102,9 | 105,7 | 100,5 | 100,7 | 103,3 | 101,0 | 1450,0 |
| Powiaty: Powiats: | | | | | | | | | | |
| łosicki..... | a | 2231 | - | 158 | 79 | 75 | 33 | 102 | 1752 | - |
| | b | 2282 | - | 162 | 82 | 76 | 33 | 108 | 1787 | 4 |
| | c | 51 | - | 4 | 3 | 1 | - | 6 | 35 | 4 |
| | d | 102,3 | x | 102,5 | 103,8 | 101,3 | 100,0 | 105,9 | 102,0 | x |
| makowski..... | a | 3549 | - | 272 | 107 | 163 | 35 | 139 | 2847 | - |
| | b | 3624 | - | 271 | 107 | 162 | 36 | 144 | 2912 | 2 |
| | c | 75 | - | -1 | - | -1 | 1 | 5 | 65 | 2 |
| | d | 102,1 | x | 99,6 | 100,0 | 99,4 | 102,9 | 103,6 | 102,3 | x |
| ostrolęcki | a | 4963 | - | 294 | 100 | 188 | 18 | 179 | 4098 | 2 |
| | b | 5213 | - | 298 | 106 | 185 | 18 | 179 | 4330 | 5 |
| | c | 250 | - | 4 | 6 | -3 | - | - | 232 | 3 |
| | d | 105,0 | x | 101,4 | 106,0 | 98,4 | 100,0 | 100,0 | 105,7 | 250,0 |
| ostrowski..... | a | 6237 | 1 | 593 | 197 | 381 | 37 | 182 | 5089 | 1 |
| | b | 6346 | 1 | 610 | 208 | 385 | 37 | 183 | 5151 | 11 |
| | c | 109 | - | 17 | 11 | 4 | - | 1 | 62 | 10 |
| | d | 101,7 | 100,0 | 102,9 | 105,6 | 101,0 | 100,0 | 100,5 | 101,2 | 1100,0 |
| przasnyski..... | a | 3604 | - | 268 | 103 | 159 | 34 | 130 | 2845 | 1 |
| | b | 3593 | - | 273 | 106 | 161 | 36 | 136 | 2817 | 2 |
| | c | -11 | - | 5 | 3 | 2 | 2 | 6 | -28 | 1 |
| | d | 99,7 | x | 101,9 | 102,9 | 101,3 | 105,9 | 104,6 | 99,0 | 200,0 |
| pułtuski..... | a | 3879 | - | 299 | 142 | 152 | 25 | 145 | 3126 | - |
| | b | 3994 | - | 320 | 157 | 157 | 24 | 151 | 3194 | 14 |
| | c | 115 | - | 21 | 15 | 5 | -1 | 6 | 68 | 14 |
| | d | 103,0 | x | 107,0 | 110,6 | 103,3 | 96,0 | 104,1 | 102,2 | x |

TABL. 12. PODMIOTY GOSPODARKI NARODOWEJ WEDŁUG WYBRANYCH FORM PRAWNYCH
ORAZ PODREGIONÓW I POWIATÓW (cd.)
ENTITIES OF THE NATIONAL ECONOMY BY SELECTED LEGAL STATUS AND BY
SUBREGIONS AND POWIATS (cont.)

| WYSZCZEGÓLNIENIE SPECIFICATION a – 31 XII 2013 b – 31 XII 2014 c – przyrost/spadek increase/decrease d – 2013 = 100 | Ogółem Grand total | przedsiębiorstwa państwowe state owned enterprises | W tym Of which | | | spółdzielnie cooperatives | fundacje, stowarzyszenia i organizacje społeczne foundation, associations and social organisations | osoby fizyczne prowadzące działalność gospodarczą natural persons conducting economic activity | | |
|---|--------------------------|--|-------------------|------------------------|----------------------------------|------------------------------|--|---|---|--------|
| | | | razem total | spółki companies | | | | razem total | w tym zagraniczne of which foreign | |
| | | | | w tym of which | | | | | | |
| | | | | handlowe commercial | cywilne civil partnerships | | | | | |
| Podregion (dok.) /Subregion (cont.) ostrolęcko-siedlecki | | | | | | | | | | |
| Powiaty (dok.): Powiats (cont.): | | | | | | | | | | |
| siedlecki | a | 5263 | – | 392 | 163 | 227 | 34 | 238 | 4305 | – |
| | b | 5333 | – | 402 | 171 | 229 | 34 | 242 | 4349 | 12 |
| | c | 70 | – | 10 | 8 | 2 | – | 4 | 44 | 12 |
| | d | 101,3 | x | 102,6 | 104,9 | 100,9 | 100,0 | 101,7 | 101,0 | x |
| sokołowski..... | a | 4002 | – | 355 | 152 | 202 | 31 | 181 | 3161 | 1 |
| | b | 3965 | – | 363 | 160 | 202 | 31 | 189 | 3092 | 3 |
| | c | -37 | – | 8 | 8 | – | – | 8 | -69 | 2 |
| | d | 99,1 | x | 102,3 | 105,3 | 100,0 | 100,0 | 104,4 | 97,8 | 300,0 |
| węgrowski..... | a | 4707 | – | 376 | 142 | 231 | 28 | 221 | 3797 | 2 |
| | b | 4694 | – | 384 | 151 | 230 | 27 | 231 | 3746 | 11 |
| | c | -13 | – | 8 | 9 | -1 | -1 | 10 | -51 | 9 |
| | d | 99,7 | x | 102,1 | 106,3 | 99,6 | 96,4 | 104,5 | 98,7 | 55,0 |
| wyszkowski..... | a | 6098 | – | 645 | 269 | 366 | 36 | 153 | 4965 | – |
| | b | 6261 | – | 662 | 284 | 368 | 36 | 158 | 5087 | 13 |
| | c | 163 | – | 17 | 15 | 2 | – | 5 | 122 | 13 |
| | d | 102,7 | x | 102,6 | 105,6 | 100,5 | 100,0 | 103,3 | 102,5 | x |
| Miasta na prawach powiatu: Cities with powiat status: | | | | | | | | | | |
| Ostrolęka..... | a | 5880 | – | 713 | 365 | 348 | 81 | 171 | 4569 | – |
| | b | 5910 | – | 733 | 386 | 347 | 82 | 181 | 4568 | 10 |
| | c | 30 | – | 20 | 21 | -1 | 1 | 10 | -1 | 10 |
| | d | 100,5 | x | 102,8 | 105,8 | 99,7 | 101,2 | 105,8 | 100,0 | x |
| Siedlce..... | a | 8351 | 1 | 1160 | 619 | 539 | 32 | 270 | 6254 | 1 |
| | b | 8388 | 1 | 1205 | 660 | 543 | 33 | 279 | 6231 | 29 |
| | c | 37 | – | 45 | 41 | 4 | 1 | 9 | -23 | 28 |
| | d | 100,4 | 100,0 | 103,9 | 106,6 | 100,7 | 103,1 | 103,3 | 99,6 | 2900,0 |

TABL. 12. PODMIOTY GOSPODARKI NARODOWEJ WEDŁUG WYBRANYCH FORM PRAWNYCH
ORAZ PODREGIONÓW I POWIATÓW (cd.)
ENTITIES OF THE NATIONAL ECONOMY BY SELECTED LEGAL STATUS AND BY
SUBREGIONS AND POWIATS (cont.)

| WYSZCZEGÓLNIENIE SPECIFICATION a – 31 XII 2013 b – 31 XII 2014 c – przyrost/spadek increase/decrease d – 2013 = 100 | Ogółem Grand total | przedsiębiorstwa państwowe state owned enterprises | W tym Of which | | | spółdzielnie cooperatives | fundacje, stowarzyszenia i organizacje społeczne fundation, associations and social organisations | osoby fizyczne prowadzące działalność gospodarczą natural persons conducting economic activity | | |
|---|--------------------------|--|-------------------|------------------------|----------------------------------|------------------------------|---|---|---|--------------|
| | | | razem total | spółki companies | | | | razem total | w tym zagraniczne of which foreign | |
| | | | | w tym of which | | | | | | |
| | | | | handlowe commercial | cywilne civil partnerships | | | | | |
| Podregion/Subregion | a | 51796 | 2 | 6026 | 2704 | 3267 | 227 | 1483 | 41102 | 206 |
| radomski | b | 52174 | 2 | 6151 | 2869 | 3224 | 232 | 1536 | 41202 | 409 |
| | c | 378 | - | 125 | 165 | -43 | 5 | 53 | 100 | 203 |
| | d | 100,7 | 100,0 | 102,1 | 106,1 | 98,7 | 102,2 | 103,6 | 100,2 | 198,5 |
| Powiaty: Powiats: | | | | | | | | | | |
| białobrzegi..... | a | 2609 | 1 | 378 | 139 | 226 | 14 | 108 | 1957 | - |
| | b | 2673 | 1 | 396 | 160 | 223 | 14 | 111 | 1997 | 3 |
| | c | 64 | - | 18 | 21 | -3 | - | 3 | 40 | 3 |
| | d | 102,5 | 100,0 | 104,8 | 115,1 | 98,7 | 100,0 | 102,8 | 102,0 | x |
| kozienicki..... | a | 4102 | - | 342 | 134 | 197 | 29 | 157 | 3264 | 2 |
| | b | 4118 | - | 345 | 138 | 195 | 29 | 157 | 3269 | 8 |
| | c | 16 | - | 3 | 4 | -2 | - | - | 5 | 6 |
| | d | 100,4 | x | 100,9 | 103,0 | 99,0 | 100,0 | 100,0 | 100,2 | 400,0 |
| lipski..... | a | 2597 | - | 156 | 50 | 99 | 21 | 103 | 2114 | 1 |
| | b | 2626 | - | 158 | 50 | 100 | 20 | 106 | 2135 | 1 |
| | c | 29 | - | 2 | - | 1 | -1 | 3 | 21 | - |
| | d | 101,1 | x | 101,3 | 100,0 | 101,0 | 95,2 | 102,9 | 101,0 | 100,0 |
| przysuski..... | a | 2684 | - | 160 | 63 | 89 | 17 | 107 | 2162 | - |
| | b | 2746 | - | 165 | 68 | 89 | 18 | 107 | 2207 | 4 |
| | c | 62 | - | 5 | 5 | - | 1 | - | 45 | 4 |
| | d | 102,3 | x | 103,1 | 107,9 | 100,0 | 105,9 | 100,0 | 102,1 | x |
| radomski..... | a | 10211 | - | 839 | 345 | 487 | 34 | 291 | 8472 | 35 |
| | b | 10322 | - | 850 | 361 | 482 | 35 | 312 | 8537 | 133 |
| | c | 111 | - | 11 | 16 | -5 | 1 | 21 | 65 | 98 |
| | d | 101,1 | x | 101,3 | 104,6 | 99,0 | 102,9 | 107,2 | 100,8 | 380,0 |
| szydlowiecki..... | a | 2897 | - | 265 | 90 | 170 | 17 | 106 | 2326 | - |
| | b | 2953 | - | 276 | 100 | 171 | 17 | 114 | 2357 | 1 |
| | c | 56 | - | 11 | 10 | 1 | - | 8 | 31 | 1 |
| | d | 101,9 | x | 104,2 | 111,1 | 100,6 | 100,0 | 107,5 | 101,3 | x |
| zwoleński..... | a | 1985 | - | 126 | 52 | 71 | 20 | 69 | 1626 | - |
| | b | 2049 | - | 129 | 55 | 71 | 20 | 71 | 1674 | 1 |
| | c | 64 | - | 3 | 3 | - | - | 2 | 48 | 1 |
| | d | 103,2 | x | 102,4 | 105,8 | 100,0 | 100,0 | 102,9 | 103,0 | x |
| Miasto na prawach powiatu City with powiat status | | | | | | | | | | |
| Radom..... | a | 24711 | 1 | 3760 | 1831 | 1928 | 75 | 542 | 19181 | 168 |
| | b | 24687 | 1 | 3832 | 1937 | 1893 | 79 | 558 | 19026 | 258 |
| | c | -24 | - | 72 | 106 | -35 | 4 | 16 | -155 | 90 |
| | d | 99,9 | 100,0 | 101,9 | 105,8 | 98,2 | 105,3 | 103,0 | 99,2 | 153,6 |

TABL. 12. PODMIOTY GOSPODARKI NARODOWEJ WEDŁUG WYBRANYCH FORM PRAWNYCH
ORAZ PODREGIONÓW I POWIATÓW (cd.)
ENTITIES OF THE NATIONAL ECONOMY BY SELECTED LEGAL STATUS AND BY
SUBREGIONS AND POWIATS (cont.)

| WYSZCZEGÓLNIENIE SPECIFICATION | Ogółem Grand total | przedsię- biorstwa państwo- we state owned enterpri- ses | W tym | | | | Of which | | | |
|--|--------------------------|---|----------------|---------------------|-----------------------------|--|---|---|----------------|---|
| | | | razem total | spółki companies | | spółdziel- nie coopera- tives | fundacje, stowarzy- szenia i organizacje społeczne fundation, associa- tions and social organisa- tions | osoby fizyczne prowadzące działalność gospodarczą natural persons conducting economic activity | | |
| | | | | w tym of which | handlowe commer- cial | | | cywilne civil partner- ships | razem total | w tym zagraniczne of which foreign |
| | | | | | | | | | | |
| a – 31 XII 2013 | | | | | | | | | | |
| b – 31 XII 2014 | | | | | | | | | | |
| c – przyrost/spadek increase/decrease | | | | | | | | | | |
| d – 2013 = 100 | | | | | | | | | | |
| Podregion/Subregion | a | 371476 | 58 | 123243 | 91597 | 31636 | 1549 | 11567 | 218445 | 388 |
| m.st. Warszawa | b | 383617 | 57 | 132520 | 100600 | 31910 | 1550 | 12322 | 220009 | 2547 |
| | c | 12141 | -1 | 9277 | 9003 | 274 | 1 | 755 | 1564 | 2159 |
| | d | 103,3 | 98,3 | 107,5 | 109,8 | 100,9 | 100,1 | 106,5 | 100,7 | 656,4 |
| Miasto na prawach powiatu City with powiat status | | | | | | | | | | |
| m.st. Warszawa..... | a | 371476 | 58 | 123243 | 91597 | 31636 | 1549 | 11567 | 218445 | 388 |
| | b | 383617 | 57 | 132520 | 100600 | 31910 | 1550 | 12322 | 220009 | 2547 |
| | c | 12141 | -1 | 9277 | 9003 | 274 | 1 | 755 | 1564 | 2159 |
| | d | 103,3 | 98,3 | 107,5 | 109,8 | 100,9 | 100,1 | 106,5 | 100,7 | 656,4 |
| Podregion/Subregion | a | 86774 | 1 | 11753 | 5215 | 6485 | 270 | 1790 | 69161 | 24 |
| warszawski wschodni | b | 87944 | 1 | 12184 | 5601 | 6527 | 266 | 1886 | 69501 | 291 |
| | c | 1170 | - | 431 | 386 | 42 | -4 | 96 | 340 | 267 |
| | d | 101,3 | 100,0 | 103,7 | 107,4 | 100,6 | 98,5 | 105,4 | 100,5 | 1212,5 |
| Powiaty: Powiats: | | | | | | | | | | |
| garwoliński..... | a | 7346 | - | 572 | 221 | 344 | 34 | 236 | 6037 | - |
| | b | 7331 | - | 578 | 231 | 340 | 33 | 238 | 5979 | 7 |
| | c | -15 | - | 6 | 10 | -4 | -1 | 2 | -58 | 7 |
| | d | 99,8 | x | 101,0 | 104,5 | 98,8 | 97,1 | 100,8 | 99,0 | x |
| legionowski..... | a | 15633 | - | 2407 | 1047 | 1353 | 39 | 272 | 12355 | 8 |
| | b | 15796 | - | 2464 | 1095 | 1362 | 39 | 299 | 12383 | 51 |
| | c | 163 | - | 57 | 48 | 9 | - | 27 | 28 | 43 |
| | d | 101,0 | x | 102,4 | 104,6 | 100,7 | 100,0 | 109,9 | 100,2 | 637,5 |
| miński..... | a | 13550 | - | 1503 | 697 | 801 | 55 | 360 | 10934 | 8 |
| | b | 13883 | - | 1552 | 741 | 806 | 54 | 374 | 11158 | 49 |
| | c | 333 | - | 49 | 44 | 5 | -1 | 14 | 224 | 41 |
| | d | 102,5 | x | 103,3 | 106,3 | 100,6 | 98,2 | 103,9 | 102,0 | 612,5 |
| nowodworski..... | a | 7341 | - | 1013 | 482 | 525 | 33 | 176 | 5675 | 1 |
| | b | 7423 | - | 1049 | 516 | 527 | 31 | 186 | 5681 | 11 |
| | c | 82 | - | 36 | 34 | 2 | -2 | 10 | 6 | 10 |
| | d | 101,1 | x | 103,6 | 107,1 | 100,4 | 93,9 | 105,7 | 100,1 | 1100,0 |
| otwocki..... | a | 15193 | 1 | 2393 | 1128 | 1249 | 53 | 320 | 11806 | 4 |
| | b | 15310 | 1 | 2457 | 1182 | 1258 | 53 | 340 | 11795 | 59 |
| | c | 117 | - | 64 | 54 | 9 | - | 20 | -11 | 55 |
| | d | 100,8 | 100,0 | 102,7 | 104,8 | 100,7 | 100,0 | 106,3 | 99,9 | 1475,0 |
| wołomiński..... | a | 27711 | - | 3865 | 1640 | 2213 | 56 | 426 | 22354 | 3 |
| | b | 28201 | - | 4084 | 1836 | 2234 | 56 | 449 | 22505 | 114 |
| | c | 490 | - | 219 | 196 | 21 | - | 23 | 151 | 111 |
| | d | 101,8 | x | 105,7 | 112,0 | 100,9 | 100,0 | 105,4 | 100,7 | 3800,0 |

TABL. 12. PODMIOTY GOSPODARKI NARODOWEJ WEDŁUG WYBRANYCH FORM PRAWNYCH
ORAZ PODREGIONÓW I POWIATÓW (dok.)
ENTITIES OF THE NATIONAL ECONOMY BY SELECTED LEGAL STATUS AND BY
SUBREGIONS AND POWIATS (cont.)

| WYSZCZEGÓLNIENIE SPECIFICATION | Ogółem Grand total | W tym | | | | | Of which | | | |
|-----------------------------------|--------------------------|--|---------------------|------------------------|----------------------------------|------------------------------|--|---|---|-----------|
| | | przedsiębiorstwa państwowe state owned enterprises | spółki companies | | | spółdzielnie cooperatives | fundacje, stowarzyszenia i organizacje społeczne fundation, associations and social organisations | osoby fizyczne prowadzące działalność gospodarczą natural persons conducting economic activity | | |
| | | | razem total | w tym of which | | | | razem total | w tym zagraniczne of which foreign | |
| | | | | handlowe commercial | cywilne civil partnerships | | | | | |
| a – 31 XII 2013 | b – 31 XII 2014 | c – przyrost/spadek increase/decrease | d – 2013 = 100 | | | | | | | |
| Podregion/Subregion | a | 109326 | 4 | 21504 | 12322 | 9107 | 341 | 2012 | 81356 | 74 |
| warszawski zachodni | b | 111444 | 3 | 22645 | 13342 | 9223 | 336 | 2132 | 81910 | 729 |
| | c | 2118 | -1 | 1141 | 1020 | 116 | -5 | 120 | 554 | 655 |
| | d | 101,9 | 75,0 | 105,3 | 108,3 | 101,3 | 98,5 | 106,0 | 100,7 | 985,1 |
| Powiaty: Powiats: | | | | | | | | | | |
| grodziski..... | a | 11899 | 1 | 1782 | 934 | 841 | 23 | 237 | 9447 | 5 |
| | b | 12141 | - | 1919 | 1061 | 851 | 21 | 254 | 9517 | 63 |
| | c | 242 | -1 | 137 | 127 | 10 | -2 | 17 | 70 | 58 |
| | d | 102,0 | x | 107,7 | 113,6 | 101,2 | 91,3 | 107,2 | 100,7 | 1260,0 |
| grójecki..... | a | 8590 | - | 1212 | 473 | 720 | 58 | 274 | 6542 | 22 |
| | b | 8699 | - | 1273 | 520 | 731 | 58 | 275 | 6571 | 45 |
| | c | 109 | - | 61 | 47 | 11 | - | 1 | 29 | 23 |
| | d | 101,3 | x | 105,0 | 109,9 | 101,5 | 100,0 | 100,4 | 100,4 | 204,5 |
| piaseczyński..... | a | 28313 | - | 7070 | 4991 | 2066 | 76 | 480 | 19602 | 25 |
| | b | 29307 | - | 7573 | 5463 | 2095 | 75 | 522 | 19968 | 263 |
| | c | 994 | - | 503 | 472 | 29 | -1 | 42 | 366 | 238 |
| | d | 103,5 | x | 107,1 | 109,5 | 101,4 | 98,7 | 108,8 | 101,9 | 1052,0 |
| pruszkowski..... | a | 26247 | 1 | 5512 | 3099 | 2404 | 58 | 343 | 19618 | 11 |
| | b | 26627 | 1 | 5735 | 3298 | 2428 | 58 | 368 | 19683 | 190 |
| | c | 380 | - | 223 | 199 | 24 | - | 25 | 65 | 179 |
| | d | 101,4 | 100,0 | 104,0 | 106,4 | 101,0 | 100,0 | 107,3 | 100,3 | 1727,3 |
| sochaczewski..... | a | 8690 | - | 1241 | 403 | 831 | 42 | 207 | 6742 | 1 |
| | b | 8653 | - | 1272 | 425 | 840 | 40 | 213 | 6657 | 39 |
| | c | -37 | - | 31 | 22 | 9 | -2 | 6 | -85 | 38 |
| | d | 99,6 | x | 102,5 | 105,5 | 101,1 | 95,2 | 102,9 | 98,7 | 3900,0 |
| warszawski zachodni... | a | 17226 | 2 | 3818 | 2092 | 1720 | 44 | 285 | 12606 | 8 |
| | b | 17672 | 2 | 3969 | 2221 | 1742 | 44 | 305 | 12813 | 106 |
| | c | 446 | - | 151 | 129 | 22 | - | 20 | 207 | 98 |
| | d | 102,6 | 100,0 | 104,0 | 106,2 | 101,3 | 100,0 | 107,0 | 101,6 | 1325,0 |
| żyrardowski..... | a | 8361 | - | 869 | 330 | 525 | 40 | 186 | 6799 | 2 |
| | b | 8345 | - | 904 | 354 | 536 | 40 | 195 | 6701 | 23 |
| | c | -16 | - | 35 | 24 | 11 | - | 9 | -98 | 21 |
| | d | 99,8 | x | 104,0 | 107,3 | 102,1 | 100,0 | 104,8 | 98,6 | 1150,0 |

TABL.13. SPÓŁKI HANDLOWE WEDŁUG FORM PRAWNYCH ORAZ SEKCJI I DZIAŁÓW POLSKIEJ
KLASYFIKACJI DZIAŁALNOŚCI
COMMERCIAL COMPANIES BY LEGAL STATUS AND SECTIONS AND DIVISIONS OF THE POLISH
CLASSIFICATION OF ACTIVITIES

| WYSZCZEGÓLNIENIE SPECIFICATION a – 31 XII 2013 b – 31 XII 2014 c – przyrost/spadek increase/decrease d – 2013 = 100 | Ogółem Grand total | Spółki kapitałowe Companies | | | Spółki osobowe Partnerships | | | | | |
|---|-----------------------|--------------------------------|---------------------------|---|--------------------------------|---------------------------------------|--------------------------|-----------------------------|--|--------------|
| | | razem total | akcyjne joint stock | z ograni- czoną odpo- wiedzial- nością limited liability | razem total | partner- skie profes- sional | jawne registe- red | koman- dytowe limited | koman- dytowo- akcyjne limited joint- stock | |
| OGÓŁEM..... | a | 116949 | 103641 | 3662 | 99979 | 13308 | 303 | 6527 | 3987 | 2491 |
| TOTAL | b | 127823 | 113712 | 3869 | 109843 | 14111 | 328 | 6711 | 4795 | 2277 |
| | c | 10874 | 10071 | 207 | 9864 | 803 | 25 | 184 | 808 | -214 |
| | d | 109,3 | 109,7 | 105,7 | 109,9 | 106,0 | 108,3 | 102,8 | 120,3 | 91,4 |
| w tym: of which: | | | | | | | | | | |
| Rolnictwo, leśnictwo, łowiectwo i rybactwo | a | 803 | 659 | 20 | 639 | 144 | - | 112 | 10 | 22 |
| Agriculture, forestry and fishing | b | 905 | 746 | 21 | 725 | 159 | - | 112 | 18 | 29 |
| | c | 102 | 87 | 1 | 86 | 15 | - | - | 8 | 7 |
| | d | 112,7 | 113,2 | 105,0 | 113,5 | 110,4 | x | 100,0 | 180,0 | 131,8 |
| Uprawy rolne, chów i hodowla zwierząt, łowiectwo ^Δ | a | 716 | 584 | 12 | 572 | 132 | - | 103 | 8 | 21 |
| Crop and animal production, hunting ^Δ | b | 809 | 661 | 15 | 646 | 148 | - | 105 | 17 | 26 |
| | c | 93 | 77 | 3 | 74 | 16 | - | 2 | 9 | 5 |
| | d | 113,0 | 113,2 | 125,0 | 112,9 | 112,1 | x | 101,9 | 212,5 | 123,8 |
| Leśnictwo i pozyskiwanie drewna | a | 64 | 53 | 6 | 47 | 11 | - | 8 | 2 | 1 |
| Forestry and logging | b | 72 | 62 | 4 | 58 | 10 | - | 6 | 1 | 3 |
| | c | 8 | 9 | -2 | 11 | -1 | - | -2 | -1 | 2 |
| | d | 112,5 | 117,0 | 66,7 | 123,4 | 90,9 | x | 75,0 | 50,0 | 300,0 |
| Rybactwo | a | 23 | 22 | 2 | 20 | 1 | - | 1 | - | - |
| Fishing and aquaculture | b | 24 | 23 | 2 | 21 | 1 | - | 1 | - | - |
| | c | 1 | 1 | - | 1 | - | - | - | - | - |
| | d | 104,3 | 104,5 | 100,0 | 105,0 | 100,0 | x | 100,0 | x | x |
| Przemysł..... | a | 13631 | 12285 | 627 | 11658 | 1346 | - | 901 | 320 | 125 |
| Industry | b | 14501 | 13066 | 647 | 12419 | 1435 | - | 922 | 402 | 111 |
| | c | 870 | 781 | 20 | 761 | 89 | - | 21 | 82 | -14 |
| | d | 106,4 | 106,4 | 103,2 | 106,5 | 106,6 | x | 102,3 | 125,6 | 88,8 |
| Górnictwo i wydobywanie | a | 381 | 344 | 12 | 332 | 37 | - | 14 | 12 | 11 |
| Mining and quarrying | b | 409 | 373 | 15 | 358 | 36 | - | 12 | 14 | 10 |
| | c | 28 | 29 | 3 | 26 | -1 | - | -2 | 2 | -1 |
| | d | 107,3 | 108,4 | 125,0 | 107,8 | 97,3 | x | 85,7 | 116,7 | 90,9 |
| wydobywanie węgla kamiennego i węgla brunatnego (lignitu) | a | 25 | 23 | 1 | 22 | 2 | - | - | - | 2 |
| mining of coal and lignite | b | 22 | 20 | 1 | 19 | 2 | - | - | - | 2 |
| | c | -3 | -3 | - | -3 | - | - | - | - | - |
| | d | 88,0 | 87,0 | 100,0 | 86,4 | 100,0 | x | x | x | 100,0 |
| górnictwo ropy naftowej i gazu ziemnego | a | 81 | 76 | 1 | 75 | 5 | - | 3 | - | 2 |
| extraction of crude petroleum and natural gas | b | 83 | 79 | 1 | 78 | 4 | - | 2 | - | 2 |
| | c | 2 | 3 | - | 3 | -1 | - | -1 | - | - |
| | d | 102,5 | 103,9 | 100,0 | 104,0 | 80,0 | x | 66,7 | x | 100,0 |
| górnictwo rud metali | a | 10 | 10 | 1 | 9 | - | - | - | - | - |
| mining of metal ores | b | 12 | 12 | 2 | 10 | - | - | - | - | - |
| | c | 2 | 2 | 1 | 1 | - | - | - | - | - |
| | d | 120,0 | 120,0 | 200,0 | 111,1 | x | x | x | x | x |
| pozostałe górnictwo i wydobywanie | a | 182 | 160 | 6 | 154 | 22 | - | 11 | 4 | 7 |
| other mining and quarrying | b | 202 | 181 | 8 | 173 | 21 | - | 10 | 5 | 6 |
| | c | 20 | 21 | 2 | 19 | -1 | - | -1 | 1 | -1 |
| | d | 111,0 | 113,1 | 133,3 | 112,3 | 95,5 | x | 90,9 | 125,0 | 85,7 |

TABL.13. SPÓŁKI HANDLOWE WEDŁUG FORM PRAWNYCH ORAZ SEKCJI I DZIAŁÓW POLSKIEJ
KLASYFIKACJI DZIAŁALNOŚCI (cd.)
COMMERCIAL COMPANIES BY LEGAL STATUS AND SECTIONS AND DIVISIONS OF THE POLISH
CLASSIFICATION OF ACTIVITIES (cont.)

| WYSZCZEGÓLNIENIE SPECIFICATION a – 31 XII 2013 b – 31 XII 2014 c – przyrost/spadek increase/decrease d – 2013 = 100 | Ogółem Grand total | Spółki kapitałowe Companies | | | Spółki osobowe Partnerships | | | | |
|--|-----------------------|--------------------------------|---------------------------|---|--------------------------------|---------------------------------------|--------------------------|-----------------------------|--|
| | | razem total | akcyjne joint stock | z ograni- czoną odpo- wiedzial- nością limited liability | razem total | partner- skie profes- sional | jawne registe- red | koman- dytowe limited | koman- dytowo- akcyjne limited joint- stock |
| Przemysł (cd.) Industry (cont.) | | | | | | | | | |
| Górnictwo i wydobywanie (dok.) Mining and quarrying (cont.) | | | | | | | | | |
| działalność usługowa | a 83 | 75 | 3 | 72 | 8 | – | – | 8 | – |
| wspomagająca górnictwo ^Δ | b 90 | 81 | 3 | 78 | 9 | – | – | 9 | – |
| mining support service activities | c 7 | 6 | – | 6 | 1 | – | – | 1 | – |
| | d 108,4 | 108,0 | 100,0 | 108,3 | 112,5 | x | x | 112,5 | x |
| Przetwórstwo przemysłowe Manufacturing | a 10890 | 9702 | 482 | 9220 | 1188 | – | 854 | 244 | 90 |
| | b 11594 | 10319 | 503 | 9816 | 1275 | – | 875 | 317 | 83 |
| | c 704 | 617 | 21 | 596 | 87 | – | 21 | 73 | -7 |
| | d 106,5 | 106,4 | 104,4 | 106,5 | 107,3 | x | 102,5 | 129,9 | 92,2 |
| produkcja artykułów spożywczych manufacture of food products | a 1494 | 1258 | 64 | 1194 | 236 | – | 186 | 34 | 16 |
| | b 1604 | 1354 | 64 | 1290 | 250 | – | 190 | 47 | 13 |
| | c 110 | 96 | – | 96 | 14 | – | 4 | 13 | -3 |
| | d 107,4 | 107,6 | 100,0 | 108,0 | 105,9 | x | 102,2 | 138,2 | 81,3 |
| produkcja napojów..... manufacture of beverages | a 231 | 209 | 19 | 190 | 22 | – | 8 | 9 | 5 |
| | b 237 | 217 | 20 | 197 | 20 | – | 7 | 9 | 4 |
| | c 6 | 8 | 1 | 7 | -2 | – | -1 | – | -1 |
| | d 102,6 | 103,8 | 105,3 | 103,7 | 90,9 | x | 87,5 | 100,0 | 80,0 |
| produkcja wyrobów tytoniowych manufacture of tobacco products | a 9 | 9 | 2 | 7 | – | – | – | – | – |
| | b 14 | 13 | 2 | 11 | 1 | – | 1 | – | – |
| | c 5 | 4 | – | 4 | 1 | – | 1 | – | – |
| | d 155,6 | 144,4 | 100,0 | 157,1 | x | x | x | x | x |
| produkcja wyrobów tekstylnych manufacture of textiles | a 174 | 159 | 6 | 153 | 15 | – | 12 | 1 | 2 |
| | b 194 | 175 | 6 | 169 | 19 | – | 13 | 2 | 4 |
| | c 20 | 16 | – | 16 | 4 | – | 1 | 1 | 2 |
| | d 111,5 | 110,1 | 100,0 | 110,5 | 126,7 | x | 108,3 | 200,0 | 200,0 |
| produkcja odzieży..... manufacture of wearing apparel | a 533 | 481 | 11 | 470 | 52 | – | 41 | 11 | – |
| | b 556 | 502 | 11 | 491 | 54 | – | 43 | 11 | – |
| | c 23 | 21 | – | 21 | 2 | – | 2 | – | – |
| | d 104,3 | 104,4 | 100,0 | 104,5 | 103,8 | x | 104,9 | 100,0 | x |
| produkcja skór i wyrobów skórzanych ^Δ manufacture of leather and related products | a 120 | 102 | 5 | 97 | 18 | – | 18 | – | – |
| | b 122 | 103 | 4 | 99 | 19 | – | 18 | 1 | – |
| | c 2 | 1 | -1 | 2 | 1 | – | – | 1 | – |
| | d 101,7 | 101,0 | 80,0 | 102,1 | 105,6 | x | 100,0 | x | x |
| produkcja wyrobów z drewna, korka, słomy i wikliny ^Δ manufacture of products of wood cork, straw and wicker ^Δ | a 533 | 486 | 19 | 467 | 47 | – | 36 | 8 | 3 |
| | b 566 | 516 | 20 | 496 | 50 | – | 35 | 11 | 4 |
| | c 33 | 30 | 1 | 29 | 3 | – | -1 | 3 | 1 |
| | d 106,2 | 106,2 | 105,3 | 106,2 | 106,4 | x | 97,2 | 137,5 | 133,3 |
| produkcja papieru i wyrobów z papieru manufacture of paper and paper products | a 258 | 231 | 10 | 221 | 27 | – | 20 | 7 | – |
| | b 271 | 241 | 11 | 230 | 30 | – | 22 | 7 | 1 |
| | c 13 | 10 | 1 | 9 | 3 | – | 2 | – | 1 |
| | d 105,0 | 104,3 | 110,0 | 104,1 | 111,1 | x | 110,0 | 100,0 | x |

**TABL.13. SPÓŁKI HANDLOWE WEDŁUG FORM PRAWNYCH ORAZ SEKCJI I DZIAŁÓW POLSKIEJ
KLASYFIKACJI DZIAŁALNOŚCI (cd.)**
COMMERCIAL COMPANIES BY LEGAL STATUS AND SECTIONS AND DIVISIONS OF THE POLISH
CLASSIFICATION OF ACTIVITIES (cont.)

| WYSZCZEGÓLNIENIE SPECIFICATION a – 31 XII 2013 b – 31 XII 2014 c – przyrost/spadek increase/decrease d – 2013 = 100 | Ogółem Grand total | Spółki kapitałowe Companies | | | Spółki osobowe Partnerships | | | | | |
|---|-----------------------|--------------------------------|---------------------------|---|--------------------------------|---------------------------------------|--------------------------|-----------------------------|--|------------------------|
| | | razem total | akcyjne joint stock | z ograni- czoną odpo- wiedzial- nością limited liability | razem total | partner- skie profes- sional | jawne registe- red | koman- dytowe limited | koman- dytowo- akcyjne limited joint- stock | |
| Przemysł (cd.) Industry (cont.) | | | | | | | | | | |
| Przetwórstwo przemysłowe (cd.) Manufacturing (cont.) | | | | | | | | | | |
| poligrafia i reprodukcja zapisanych nośników informacji <i>printing and reproduction of recorded media</i> | a b c d | 972 1015 43 104,4 | 857 895 38 104,4 | 26 30 4 115,4 | 831 865 34 104,1 | 115 120 5 104,3 | – – – x | 73 73 – 100,0 | 28 36 8 128,6 | 14 11 -3 78,6 |
| produkcja koksu i produktów rafinacji ropy naftowej ^Δ <i>manufacture of coke and refined petroleum products</i> | a b c d | 82 85 3 103,7 | 78 81 3 103,8 | 7 8 1 114,3 | 71 73 2 102,8 | 4 4 – 100,0 | – – – x | 1 1 – 100,0 | 2 2 – 100,0 | 1 1 – 100,0 |
| produkcja chemikaliów i wyrobów chemicznych <i>manufacture of chemicals and chemical products</i> | a b c d | 552 586 34 106,2 | 501 533 32 106,4 | 31 31 – 100,0 | 470 502 32 106,8 | 51 53 2 103,9 | – – – x | 35 34 -1 97,1 | 13 16 3 123,1 | 3 3 – 100,0 |
| produkcja wyrobów farmaceutycznych ^Δ <i>manufacture of pharmaceutical products^Δ</i> | a b c d | 175 196 21 112,0 | 161 179 18 111,2 | 20 21 1 105,0 | 141 158 17 112,1 | 14 17 3 121,4 | – – – x | 7 10 3 142,9 | 3 3 – 100,0 | 4 4 – 100,0 |
| produkcja wyrobów z gumy i tworzyw sztucznych <i>manufacture of rubber and plastic products</i> | a b c d | 722 762 40 105,5 | 604 638 34 105,6 | 25 28 3 112,0 | 579 610 31 105,4 | 118 124 6 105,1 | – – – x | 96 97 1 101,0 | 17 24 7 141,2 | 5 3 -2 60,0 |
| produkcja wyrobów z pozostałych mineralnych surowców niemetalicznych <i>manufacture of other non-metallic mineral products</i> | a b c d | 624 655 31 105,0 | 567 596 29 105,1 | 41 43 2 104,9 | 526 553 27 105,1 | 57 59 2 103,5 | – – – x | 47 47 – 100,0 | 7 8 1 114,3 | 3 4 1 133,3 |
| produkcja metali <i>manufacture of basic metals</i> | a b c d | 123 133 10 108,1 | 110 118 8 107,3 | 12 14 2 116,7 | 98 104 6 106,1 | 13 15 2 115,4 | – – – x | 10 10 – 100,0 | 1 3 2 300,0 | 2 2 – 100,0 |
| produkcja wyrobów z metali ^Δ <i>manufacture of metal products^Δ</i> | a b c d | 931 988 57 106,1 | 805 854 49 106,1 | 22 25 3 113,6 | 783 829 46 105,9 | 126 134 8 106,3 | – – – x | 92 94 2 102,2 | 30 38 8 126,7 | 4 2 -2 50,0 |
| produkcja komputerów, wyrobów elektronicznych i optycznych <i>manufacture of computer, electronic and optical products</i> | a b c d | 634 666 32 105,0 | 594 622 28 104,7 | 52 48 -4 92,3 | 542 574 32 105,9 | 40 44 4 110,0 | – – – x | 24 26 2 108,3 | 12 15 3 125,0 | 4 3 -1 75,0 |
| produkcja urządzeń elektrycznych <i>manufacture of electrical equipment</i> | a b c d | 252 272 20 107,9 | 229 245 16 107,0 | 17 18 1 105,9 | 212 227 15 107,1 | 23 27 4 117,4 | – – – x | 20 19 -1 95,0 | 2 6 4 300,0 | 1 2 1 200,0 |

TABL.13. SPÓŁKI HANDLOWE WEDŁUG FORM PRAWNYCH ORAZ SEKCJI I DZIAŁÓW POLSKIEJ
KLASYFIKACJI DZIAŁALNOŚCI (cd.)
COMMERCIAL COMPANIES BY LEGAL STATUS AND SECTIONS AND DIVISIONS OF THE POLISH
CLASSIFICATION OF ACTIVITIES (cont.)

| WYSZCZEGÓLNIENIE SPECIFICATION a – 31 XII 2013 b – 31 XII 2014 c – przyrost/spadek increase/decrease d – 2013 = 100 | Ogółem Grand total | Spółki kapitałowe Companies | | | Spółki osobowe Partnerships | | | | | |
|---|-----------------------|--------------------------------|---------------------------|---|--------------------------------|---------------------------------------|--------------------------|------------------------|---|-------|
| | | razem total | akcyjne joint stock | z ograniczoną odpowiedzialnością limited liability | razem total | partner- skie profes- sional | jawne registe- red | komandytowe limited | komandytowo- akcyjne limited joint- stock | |
| Przemysł (cd.) Industry (cont.) | | | | | | | | | | |
| Przetwórstwo przemysłowe (dok.) Manufacturing (cont.) | | | | | | | | | | |
| produkcja maszyn i urządzeń ^Δ | a | 562 | 510 | 26 | 484 | 52 | – | 39 | 11 | 2 |
| manufacture of machinery | b | 596 | 540 | 28 | 512 | 56 | – | 40 | 15 | 1 |
| and equipment n.e.c. | c | 34 | 30 | 2 | 28 | 4 | – | 1 | 4 | -1 |
| | d | 106,0 | 105,9 | 107,7 | 105,8 | 107,7 | x | 102,6 | 136,4 | 50,0 |
| produkcja pojazdów | a | 148 | 137 | 9 | 128 | 11 | – | 9 | 2 | – |
| samochodowych, przyczep | b | 161 | 148 | 9 | 139 | 13 | – | 9 | 4 | – |
| i naczep ^Δ | c | 13 | 11 | – | 11 | 2 | – | – | 2 | – |
| manufacture of motor vehicles, | d | 108,8 | 108,0 | 100,0 | 108,6 | 118,2 | x | 100,0 | 200,0 | x |
| trailers and semi-trailers | | | | | | | | | | |
| produkcja pozostałego sprzętu | a | 166 | 155 | 9 | 146 | 11 | – | 6 | 3 | 2 |
| transportowego | b | 182 | 169 | 11 | 158 | 13 | – | 6 | 4 | 3 |
| manufacture of other transport | c | 16 | 14 | 2 | 12 | 2 | – | – | 1 | 1 |
| equipment | d | 109,6 | 109,0 | 122,2 | 108,2 | 118,2 | x | 100,0 | 133,3 | 150,0 |
| produkcja mebli..... | a | 327 | 297 | 9 | 288 | 30 | – | 22 | 8 | – |
| manufacture of furniture | b | 349 | 315 | 9 | 306 | 34 | – | 24 | 10 | – |
| | c | 22 | 18 | – | 18 | 4 | – | 2 | 2 | – |
| | d | 106,7 | 106,1 | 100,0 | 106,3 | 113,3 | x | 109,1 | 125,0 | x |
| pozostała produkcja wyrobów..... | a | 546 | 514 | 17 | 497 | 32 | – | 21 | 8 | 3 |
| other manufacturing | b | 573 | 535 | 17 | 518 | 38 | – | 25 | 11 | 2 |
| | c | 27 | 21 | – | 21 | 6 | – | 4 | 3 | -1 |
| | d | 104,9 | 104,1 | 100,0 | 104,2 | 118,8 | x | 119,0 | 137,5 | 66,7 |
| naprawa, konserwacja | a | 722 | 648 | 23 | 625 | 74 | – | 31 | 27 | 16 |
| i instalowanie maszyn | b | 811 | 730 | 25 | 705 | 81 | – | 31 | 34 | 16 |
| i urządzeń | c | 89 | 82 | 2 | 80 | 7 | – | – | 7 | – |
| repair and installation | d | 112,3 | 112,7 | 108,7 | 112,8 | 109,5 | x | 100,0 | 125,9 | 100,0 |
| of machinery and equipment | | | | | | | | | | |
| Wytwarzanie | a | 1599 | 1528 | 83 | 1445 | 71 | – | 11 | 44 | 16 |
| i zaopatrywanie w energię | b | 1673 | 1605 | 81 | 1524 | 68 | – | 12 | 44 | 12 |
| elektryczną, gaz, parę | c | 74 | 77 | -2 | 79 | -3 | – | 1 | – | -4 |
| wodną i gorącą wodę ^Δ | d | 104,6 | 105,0 | 97,6 | 105,5 | 95,8 | x | 109,1 | 100,0 | 75,0 |
| Electricity, gas, steam and | | | | | | | | | | |
| air conditioning supply | | | | | | | | | | |
| Dostawa wody; | a | 761 | 711 | 50 | 661 | 50 | – | 22 | 20 | 8 |
| gospodarowanie ściekami | b | 825 | 769 | 48 | 721 | 56 | – | 23 | 27 | 6 |
| i odpadami; rekultywacja ^Δ | c | 64 | 58 | -2 | 60 | 6 | – | 1 | 7 | -2 |
| Water supply; sewerage, waste | d | 108,4 | 108,2 | 96,0 | 109,1 | 112,0 | x | 104,5 | 135,0 | 75,0 |
| management and remediation | | | | | | | | | | |
| activities | | | | | | | | | | |
| pobór, uzdatnianie | a | 72 | 69 | 1 | 68 | 3 | – | 1 | 1 | 1 |
| i dostarczanie wody | b | 76 | 71 | 1 | 70 | 5 | – | 1 | 3 | 1 |
| water collection, treatment | c | 4 | 2 | – | 2 | 2 | – | – | 2 | – |
| and supply | d | 105,6 | 102,9 | 100,0 | 102,9 | 166,7 | x | 100,0 | 300,0 | 100,0 |

TABL.13. SPÓŁKI HANDLOWE WEDŁUG FORM PRAWNYCH ORAZ SEKCJI I DZIAŁÓW POLSKIEJ
KLASYFIKACJI DZIAŁALNOŚCI (cd.)
COMMERCIAL COMPANIES BY LEGAL STATUS AND SECTIONS AND DIVISIONS OF THE POLISH
CLASSIFICATION OF ACTIVITIES (cont.)

| WYSZCZEGÓLNIENIE SPECIFICATION a – 31 XII 2013 b – 31 XII 2014 c – przyrost/spadek increase/decrease d – 2013 = 100 | Ogółem Grand total | Spółki kapitałowe Companies | | | Spółki osobowe Partnerships | | | | | |
|--|-----------------------|---|---|---|---|--|--|---|--|---|
| | | razem total | akcyjne joint stock | z ograni- czoną odpo- wiedzial- nością limited liability | razem total | partner- skie profe- ssional | jawne registe- red | koman- dytowe limited | koman- dytowo- akcyjne limited joint- stock | |
| Przemysł (dok.) Industry (cont.) | | | | | | | | | | |
| Dostawa wody; gospodarowanie ściekami i odpadami; rekultywacja ^Δ (dok.) <i>Water supply; sewerage, waste management and remediation activities (cont.)</i> | | | | | | | | | | |
| odprowadzanie i oczyszczanie ścieków <i>sewerage</i> | a b c d | 43 48 5 111,6 | 42 47 5 111,9 | 1 2 1 200,0 | 41 45 4 109,8 | 1 1 - 100,0 | - - - x | - - - 100,0 | - - - x | |
| gospodarka odpadami; odzysk surowców ^Δ <i>waste collection, treatment and disposal activities; materials recovery</i> | a b c d | 578 623 45 107,8 | 543 584 41 107,6 | 44 41 -3 93,2 | 499 543 44 108,8 | 35 39 4 111,4 | - - - x | 21 22 1 104,8 | 8 13 5 162,5 | 6 4 -2 66,7 |
| rekultywacja ^Δ <i>remediation activities^Δ</i> | a b c d | 68 78 10 114,7 | 57 67 10 117,5 | 4 4 - 100,0 | 53 63 10 118,9 | 11 11 - 100,0 | - - - x | - - - x | 10 10 - 100,0 | 1 1 - 100,0 |
| Budownictwo..... Construction | a b c d | 11755 12637 882 107,5 | 10327 11098 771 107,5 | 332 346 14 104,2 | 9995 10752 757 107,6 | 1428 1539 111 107,8 | - - - x | 508 518 10 102,0 | 632 762 130 120,6 | 288 259 -29 89,9 |
| Budowa budynków ^Δ <i>Construction of buildings</i> | a b c d | 8740 9339 599 106,9 | 7674 8180 506 106,6 | 243 256 13 105,3 | 7431 7924 493 106,6 | 1066 1159 93 108,7 | - - - x | 253 259 6 102,4 | 545 657 112 120,6 | 268 243 -25 90,7 |
| Budowa obiektów inżynierii lądowej i wodnej ^Δ <i>Civil engineering</i> | a b c d | 752 830 78 110,4 | 667 742 75 111,2 | 45 47 2 104,4 | 622 695 73 111,7 | 85 88 3 103,5 | - - - x | 56 57 1 101,8 | 19 25 6 131,6 | 10 6 -4 60,0 |
| Roboty budowlane specjalistyczne <i>Specialised construction activities</i> | a b c d | 2263 2468 205 109,1 | 1986 2176 190 109,6 | 44 43 -1 97,7 | 1942 2133 191 109,8 | 277 292 15 105,4 | - - - x | 199 202 3 101,5 | 68 80 12 117,6 | 10 10 - 100,0 |
| Handel; naprawa pojazdów samochodowych^Δ Trade; repair of motor vehicles^Δ | a b c d | 34696 37613 2917 108,4 | 31174 33962 2788 108,9 | 634 665 31 104,9 | 30540 33297 2757 109,0 | 3522 3651 129 103,7 | 2 2 - 100,0 | 2594 2609 15 100,6 | 720 853 133 118,5 | 206 187 -19 90,8 |
| Handel hurtowy i detaliczny pojazdami samochodowymi oraz ich naprawa ^Δ <i>Wholesale and retail trade and repair of motor vehicles and motorcycles</i> | a b c d | 2052 2201 149 107,3 | 1708 1863 155 109,1 | 45 45 - 100,0 | 1663 1818 155 109,3 | 344 338 -6 98,3 | - - - x | 216 208 -8 96,3 | 54 58 4 107,4 | 74 72 -2 97,3 |

TABL.13. SPÓŁKI HANDLOWE WEDŁUG FORM PRAWNYCH ORAZ SEKCJI I DZIAŁÓW POLSKIEJ
KLASYFIKACJI DZIAŁALNOŚCI (cd.)
COMMERCIAL COMPANIES BY LEGAL STATUS AND SECTIONS AND DIVISIONS OF THE POLISH
CLASSIFICATION OF ACTIVITIES (cont.)

| WYSZCZEGÓLNIENIE SPECIFICATION a – 31 XII 2013 b – 31 XII 2014 c – przyrost/spadek increase/decrease d – 2013 = 100 | Ogółem Grand total | Spółki kapitałowe Companies | | | Spółki osobowe Partnerships | | | | | |
|---|-----------------------|--------------------------------|---------------------------|---|--------------------------------|---------------------------------------|--------------------------|-----------------------------|--|--------------|
| | | razem total | akcyjne joint stock | z ograni- czoną odpo- wiedzial- nością limited liability | razem total | partner- skie profes- sional | jawne registe- red | koman- dytowe limited | koman- dytowo- akcyjne limited joint- stock | |
| Handel; naprawa pojazdów samochodowych^A (dok.) | | | | | | | | | | |
| Trade; repair of motor vehicles^A (cont.) | | | | | | | | | | |
| Handel hurtowy ^A | a | 25054 | 23313 | 472 | 22841 | 1741 | – | 1261 | 380 | 100 |
| Wholesale trade ^A | b | 26967 | 25134 | 495 | 24639 | 1833 | – | 1273 | 470 | 90 |
| | c | 1913 | 1821 | 23 | 1798 | 92 | – | 12 | 90 | -10 |
| | d | 107,6 | 107,8 | 104,9 | 107,9 | 105,3 | x | 101,0 | 123,7 | 90,0 |
| Handel detaliczny ^A | a | 7590 | 6153 | 117 | 6036 | 1437 | 2 | 1117 | 286 | 32 |
| Retail trade ^A | b | 8445 | 6965 | 125 | 6840 | 1480 | 2 | 1128 | 325 | 25 |
| | c | 855 | 812 | 8 | 804 | 43 | – | 11 | 39 | -7 |
| | d | 111,3 | 113,2 | 106,8 | 113,3 | 103,0 | 100,0 | 101,0 | 113,6 | 78,1 |
| Transport i gospodarka magazynowa | a | 3164 | 2785 | 84 | 2701 | 379 | – | 308 | 57 | 14 |
| Transportation and storage | b | 3550 | 3141 | 89 | 3052 | 409 | – | 312 | 83 | 14 |
| | c | 386 | 356 | 5 | 351 | 30 | – | 4 | 26 | – |
| | d | 112,2 | 112,8 | 106,0 | 113,0 | 107,9 | x | 101,3 | 145,6 | 100,0 |
| Transport lądowy i rurociągowy ^A | a | 1951 | 1644 | 39 | 1605 | 307 | – | 265 | 33 | 9 |
| Land and pipeline transport ^A | b | 2203 | 1878 | 43 | 1835 | 325 | – | 269 | 48 | 8 |
| | c | 252 | 234 | 4 | 230 | 18 | – | 4 | 15 | -1 |
| | d | 112,9 | 114,2 | 110,3 | 114,3 | 105,9 | x | 101,5 | 145,5 | 88,9 |
| Transport wodny | a | 31 | 31 | 2 | 29 | – | – | – | – | – |
| Water transport | b | 36 | 35 | 2 | 33 | 1 | – | – | – | 1 |
| | c | 5 | 4 | – | 4 | 1 | – | – | – | 1 |
| | d | 116,1 | 112,9 | 100,0 | 113,8 | x | x | x | x | x |
| Transport lotniczy | a | 92 | 90 | 10 | 80 | 2 | – | 1 | – | 1 |
| Air transport | b | 99 | 97 | 10 | 87 | 2 | – | 1 | – | 1 |
| | c | 7 | 7 | – | 7 | – | – | – | – | – |
| | d | 107,6 | 107,8 | 100,0 | 108,8 | 100,0 | x | 100,0 | x | 100,0 |
| Magazynowanie i działalność usługowa wspomagająca | a | 1005 | 939 | 29 | 910 | 66 | – | 41 | 21 | 4 |
| Warehousing and support activities | b | 1106 | 1029 | 30 | 999 | 77 | – | 41 | 32 | 4 |
| transport | c | 101 | 90 | 1 | 89 | 11 | – | – | 11 | – |
| for transportation | d | 110,0 | 109,6 | 103,4 | 109,8 | 116,7 | x | 100,0 | 152,4 | 100,0 |
| Działalność pocztowa i kurierska | a | 85 | 81 | 4 | 77 | 4 | – | 1 | 3 | – |
| Postal and courier activities | b | 106 | 102 | 4 | 98 | 4 | – | 1 | 3 | – |
| | c | 21 | 21 | – | 21 | – | – | – | – | – |
| | d | 124,7 | 125,9 | 100,0 | 127,3 | 100,0 | x | 100,0 | 100,0 | x |
| Zakwaterowanie i gastronomia^A | a | 3025 | 2695 | 39 | 2656 | 330 | – | 216 | 103 | 11 |
| Accommodation and catering^A | b | 3423 | 3060 | 39 | 3021 | 363 | – | 232 | 119 | 12 |
| | c | 398 | 365 | – | 365 | 33 | – | 16 | 16 | 1 |
| | d | 113,2 | 113,5 | 100,0 | 113,7 | 110,0 | x | 107,4 | 115,5 | 109,1 |
| Zakwaterowanie | a | 693 | 640 | 22 | 618 | 53 | – | 29 | 18 | 6 |
| Accommodation | b | 786 | 730 | 22 | 708 | 56 | – | 30 | 19 | 7 |
| | c | 93 | 90 | – | 90 | 3 | – | 1 | 1 | 1 |
| | d | 113,4 | 114,1 | 100,0 | 114,6 | 105,7 | x | 103,4 | 105,6 | 116,7 |

TABL.13. SPÓŁKI HANDLOWE WEDŁUG FORM PRAWNYCH ORAZ SEKCJI I DZIAŁÓW POLSKIEJ
KLASYFIKACJI DZIAŁALNOŚCI (cd.)
COMMERCIAL COMPANIES BY LEGAL STATUS AND SECTIONS AND DIVISIONS OF THE POLISH
CLASSIFICATION OF ACTIVITIES (cont.)

| WYSZCZEGÓLNIENIE SPECIFICATION a – 31 XII 2013 b – 31 XII 2014 c – przyrost/spadek increase/decrease d – 2013 = 100 | Ogółem Grand total | Spółki kapitałowe Companies | | | Spółki osobowe Partnerships | | | | | |
|---|-----------------------|--------------------------------|---------------------------|---|--------------------------------|---------------------------------------|--------------------------|-----------------------------|--|--------------|
| | | razem total | akcyjne joint stock | z ograni- czoną odpo- wiedzial- nością limited liability | razem total | partner- skie profe- ssional | jawne registe- red | koman- dytowe limited | koman- dytowo- akcyjne limited joint- stock | |
| Zakwaterowanie i gastronomia^Δ (dok.) | | | | | | | | | | |
| Accommodation and catering^Δ (cont.) | | | | | | | | | | |
| Gastronomia ^Δ | a | 2332 | 2055 | 17 | 2038 | 277 | – | 187 | 85 | 5 |
| Catering ^Δ | b | 2637 | 2330 | 17 | 2313 | 307 | – | 202 | 100 | 5 |
| | c | 305 | 275 | – | 275 | 30 | – | 15 | 15 | – |
| | d | 113,1 | 113,4 | 100,0 | 113,5 | 110,8 | x | 108,0 | 117,6 | 100,0 |
| Informacja i komunikacja..... | a | 10466 | 9870 | 452 | 9418 | 596 | – | 309 | 231 | 56 |
| Information and communication | b | 11502 | 10831 | 467 | 10364 | 671 | – | 316 | 296 | 59 |
| | c | 1036 | 961 | 15 | 946 | 75 | – | 7 | 65 | 3 |
| | d | 109,9 | 109,7 | 103,3 | 110,0 | 112,6 | x | 102,3 | 128,1 | 105,4 |
| Działalność wydawnicza..... | a | 2050 | 1915 | 83 | 1832 | 135 | – | 68 | 58 | 9 |
| Publishing activities | b | 2096 | 1958 | 82 | 1876 | 138 | – | 67 | 62 | 9 |
| | c | 46 | 43 | -1 | 44 | 3 | – | -1 | 4 | – |
| | d | 102,2 | 102,2 | 98,8 | 102,4 | 102,2 | x | 98,5 | 106,9 | 100,0 |
| Produkcja filmów, programów televizyjnych i nagrań ^Δ | a | 1169 | 1093 | 33 | 1060 | 76 | – | 37 | 32 | 7 |
| Motion, sound and music publishing activities ^Δ | b | 1269 | 1187 | 36 | 1151 | 82 | – | 36 | 42 | 4 |
| | c | 100 | 94 | 3 | 91 | 6 | – | -1 | 10 | -3 |
| | d | 108,6 | 108,6 | 109,1 | 108,6 | 107,9 | x | 97,3 | 131,3 | 57,1 |
| Nadawanie programów ogólnodostępnych i abonamentowych | a | 192 | 189 | 24 | 165 | 3 | – | 1 | 1 | 1 |
| | b | 196 | 194 | 23 | 171 | 2 | – | 1 | 1 | – |
| | c | 4 | 5 | -1 | 6 | -1 | – | – | – | -1 |
| | d | 102,1 | 102,6 | 95,8 | 103,6 | 66,7 | x | 100,0 | 100,0 | x |
| Telekomunikacja..... | a | 823 | 791 | 62 | 729 | 32 | – | 19 | 8 | 5 |
| Telecommunications | b | 860 | 827 | 64 | 763 | 33 | – | 19 | 10 | 4 |
| | c | 37 | 36 | 2 | 34 | 1 | – | – | 2 | -1 |
| | d | 104,5 | 104,6 | 103,2 | 104,7 | 103,1 | x | 100,0 | 125,0 | 80,0 |
| Działalność związana z oprogramowaniem i doradztwo w zakresie informatyki ^Δ | a | 3996 | 3748 | 188 | 3560 | 248 | – | 150 | 73 | 25 |
| | b | 4617 | 4322 | 194 | 4128 | 295 | – | 155 | 111 | 29 |
| | c | 621 | 574 | 6 | 568 | 47 | – | 5 | 38 | 4 |
| | d | 115,5 | 115,3 | 103,2 | 116,0 | 119,0 | x | 103,3 | 152,1 | 116,0 |
| Działalność usługowa w zakresie informacji | a | 2236 | 2134 | 62 | 2072 | 102 | – | 34 | 59 | 9 |
| | b | 2464 | 2343 | 68 | 2275 | 121 | – | 38 | 70 | 13 |
| | c | 228 | 209 | 6 | 203 | 19 | – | 4 | 11 | 4 |
| | d | 110,2 | 109,8 | 109,7 | 109,8 | 118,6 | x | 111,8 | 118,6 | 144,4 |
| Działalność finansowa i ubezpieczeniowa | a | 4417 | 3830 | 607 | 3223 | 587 | 2 | 128 | 157 | 300 |
| | b | 4931 | 4303 | 644 | 3659 | 628 | 2 | 151 | 180 | 295 |
| | c | 514 | 473 | 37 | 436 | 41 | – | 23 | 23 | -5 |
| | d | 111,6 | 112,3 | 106,1 | 113,5 | 107,0 | 100,0 | 118,0 | 114,6 | 98,3 |

TABL.13. SPÓŁKI HANDLOWE WEDŁUG FORM PRAWNYCH ORAZ SEKCJI I DZIAŁÓW POLSKIEJ
KLASYFIKACJI DZIAŁALNOŚCI (cd.)
COMMERCIAL COMPANIES BY LEGAL STATUS AND SECTIONS AND DIVISIONS OF THE POLISH
CLASSIFICATION OF ACTIVITIES (cont.)

| WYSZCZEGÓLNIENIE SPECIFICATION a – 31 XII 2013 b – 31 XII 2014 c – przyrost/spadek increase/decrease d – 2013 = 100 | Ogółem Grand total | Spółki kapitałowe Companies | | | Spółki osobowe Partnerships | | | | | |
|--|-----------------------|--------------------------------|---------------------------|---|--------------------------------|---------------------------------------|--------------------------|-----------------------------|--|-------|
| | | razem total | akcyjne joint stock | z ograni- czoną odpo- wiedzial- nością limited liability | razem total | partner- skie profe- ssional | jawne registe- red | koman- dytowe limited | koman- dytowo- akcyjne limited joint- stock | |
| Działalność finansowa i ubezpieczeniowa (dok.) Financial and insurance activities (cont.) | | | | | | | | | | |
| Finansowa działalność usługowa ^Δ ... <i>Financial service activities^Δ</i> | a | 2776 | 2349 | 327 | 2022 | 427 | – | 59 | 96 | 272 |
| | b | 3121 | 2673 | 346 | 2327 | 448 | – | 79 | 106 | 263 |
| | c | 345 | 324 | 19 | 305 | 21 | – | 20 | 10 | -9 |
| | d | 112,4 | 113,8 | 105,8 | 115,1 | 104,9 | x | 133,9 | 110,4 | 96,7 |
| Ubezpieczenia, reasekuracja i fundusze emerytalne ^Δ <i>Insurance, reinsurance and pension funding^Δ</i> | a | 73 | 72 | 52 | 20 | 1 | – | 1 | – | – |
| | b | 73 | 72 | 52 | 20 | 1 | – | 1 | – | – |
| | c | – | – | – | – | – | – | – | – | – |
| | d | 100,0 | 100,0 | 100,0 | 100,0 | 100,0 | x | 100,0 | x | x |
| Działalność wspomagająca usługi finansowe oraz ubezpieczenia i fundusze emerytalne | a | 1568 | 1409 | 228 | 1181 | 159 | 2 | 68 | 61 | 28 |
| | b | 1737 | 1558 | 246 | 1312 | 179 | 2 | 71 | 74 | 32 |
| | c | 169 | 149 | 18 | 131 | 20 | – | 3 | 13 | 4 |
| | d | 110,8 | 110,6 | 107,9 | 111,1 | 112,6 | 100,0 | 104,4 | 121,3 | 114,3 |
| <i>Activities auxiliary to financial services and insurance activities</i> | | | | | | | | | | |
| Obsługa rynku nieruchomości^Δ Real estate activities | a | 7232 | 5963 | 166 | 5797 | 1269 | 2 | 247 | 391 | 629 |
| | b | 7864 | 6522 | 182 | 6340 | 1342 | 2 | 266 | 483 | 591 |
| | c | 632 | 559 | 16 | 543 | 73 | – | 19 | 92 | -38 |
| | d | 108,7 | 109,4 | 109,6 | 109,4 | 105,8 | 100,0 | 107,7 | 123,5 | 94,0 |
| Działalność profesjonalna, naukowa i techniczna Professional, scientific and technical activities | a | 18404 | 15808 | 482 | 15326 | 2596 | 238 | 611 | 994 | 753 |
| | b | 20357 | 17698 | 529 | 17169 | 2659 | 261 | 650 | 1115 | 633 |
| | c | 1953 | 1890 | 47 | 1843 | 63 | 23 | 39 | 121 | -120 |
| | d | 110,6 | 112,0 | 109,8 | 112,0 | 102,4 | 109,7 | 106,4 | 112,2 | 84,1 |
| Działalność prawnicza, rachunkowo-księgową i doradztwo podatkowe | a | 2907 | 1991 | 25 | 1966 | 916 | 233 | 165 | 470 | 48 |
| | b | 3213 | 2248 | 31 | 2217 | 965 | 256 | 171 | 498 | 40 |
| | c | 306 | 257 | 6 | 251 | 49 | 23 | 6 | 28 | -8 |
| | d | 110,5 | 112,9 | 124,0 | 112,8 | 105,3 | 109,9 | 103,6 | 106,0 | 83,3 |
| Działalność firm centralnych; doradztwo w zarządzaniu ^Δ | a | 8014 | 6845 | 250 | 6595 | 1169 | – | 177 | 324 | 668 |
| | b | 8962 | 7824 | 286 | 7538 | 1138 | – | 201 | 371 | 566 |
| | c | 948 | 979 | 36 | 943 | -31 | – | 24 | 47 | -102 |
| | d | 111,8 | 114,3 | 114,4 | 114,3 | 97,3 | x | 113,6 | 114,5 | 84,7 |
| <i>Activities of head offices; management consultancy activities</i> | | | | | | | | | | |
| Działalność w zakresie architektury i inżynierii; badania i analizy techniczne | a | 2352 | 2194 | 75 | 2119 | 158 | 4 | 93 | 53 | 8 |
| | b | 2484 | 2314 | 80 | 2234 | 170 | 4 | 96 | 64 | 6 |
| | c | 132 | 120 | 5 | 115 | 12 | – | 3 | 11 | -2 |
| | d | 105,6 | 105,5 | 106,7 | 105,4 | 107,6 | 100,0 | 103,2 | 120,8 | 75,0 |
| <i>Architectural and engineering activities; technical testing and analysis</i> | | | | | | | | | | |
| Badania naukowe i prace rozwojowe | a | 401 | 379 | 20 | 359 | 22 | – | 8 | 9 | 5 |
| | b | 457 | 431 | 19 | 412 | 26 | – | 11 | 11 | 4 |
| | c | 56 | 52 | -1 | 53 | 4 | – | 3 | 2 | -1 |
| | d | 114,0 | 113,7 | 95,0 | 114,8 | 118,2 | x | 137,5 | 122,2 | 80,0 |
| <i>Scientific research and development</i> | | | | | | | | | | |

TABL.13. SPÓŁKI HANDLOWE WEDŁUG FORM PRAWNYCH ORAZ SEKCJI I DZIAŁÓW POLSKIEJ
KLASYFIKACJI DZIAŁALNOŚCI (cd.)
COMMERCIAL COMPANIES BY LEGAL STATUS AND SECTIONS AND DIVISIONS OF THE POLISH
CLASSIFICATION OF ACTIVITIES (cont.)

| WYSZCZEGÓLNIENIE SPECIFICATION a – 31 XII 2013 b – 31 XII 2014 c – przyrost/spadek increase/decrease d – 2013 = 100 | Ogółem Grand total | Spółki kapitałowe Companies | | | Spółki osobowe Partnerships | | | | | |
|--|-----------------------|--|--|---|--|---|--|---|--|--|
| | | razem total | akcyjne joint stock | z ograni- czoną odpo- wiedzial- nością limited liability | razem total | partner- skie profes- sional | jawne registe- red | koman- dytowe limited | koman- dytowo- akcyjne limited joint- stock | |
| Działalność profesjonalna, naukowa i techniczna (dok.) Professional, scientific and technical activities (cont.) | | | | | | | | | | |
| Reklama, badanie rynku i opinii publicznej <i>Advertising and market research</i> | a b c d | 3303 3587 284 108,6 | 3049 3312 263 108,6 | 74 73 -1 98,6 | 2975 3239 264 108,9 | 254 275 21 108,3 | - - - x | 123 124 1 100,8 | 111 137 26 123,4 | 20 14 -6 70,0 |
| Pozostała działalność profesjonalna, naukowa i techniczna <i>Other professional, scientific and technical activities</i> | a b c d | 1403 1628 225 116,0 | 1332 1550 218 116,4 | 38 40 2 105,3 | 1294 1510 216 116,7 | 71 78 7 109,9 | 1 1 - 100,0 | 41 42 1 102,4 | 25 32 7 128,0 | 4 3 -1 75,0 |
| Działalność weterynaryjna..... <i>Veterinary activities</i> | a b c d | 24 26 2 108,3 | 18 19 1 105,6 | - - - x | 18 19 1 105,6 | 6 7 1 116,7 | - - - x | 4 5 1 125,0 | 2 2 - 100,0 | - - - x |
| Administrowanie i działalność wspierająca^Δ Administrative and support service activities | a b c d | 4486 5085 599 113,4 | 4032 4566 534 113,2 | 98 111 13 113,3 | 3934 4455 521 113,2 | 454 519 65 114,3 | 1 1 - 100,0 | 217 228 11 105,1 | 175 232 57 132,6 | 61 58 -3 95,1 |
| Wynajem i dzierżawa..... <i>Rental and leasing activities</i> | a b c d | 754 888 134 117,8 | 654 774 120 118,3 | 26 35 9 134,6 | 628 739 111 117,7 | 100 114 14 114,0 | - - - x | 30 38 8 126,7 | 42 55 13 131,0 | 28 21 -7 75,0 |
| Działalność związana z zatrudnieniem <i>Employment activities</i> | a b c d | 707 827 120 117,0 | 625 718 93 114,9 | 10 10 - 100,0 | 615 708 93 115,1 | 82 109 27 132,9 | - - - x | 25 29 4 116,0 | 50 74 24 148,0 | 7 6 -1 85,7 |
| Działalność związana z turystyką ^Δ <i>Tourism activities^Δ</i> | a b c d | 943 995 52 105,5 | 895 945 50 105,6 | 27 28 1 103,7 | 868 917 49 105,6 | 48 50 2 104,2 | - - - x | 33 32 -1 97,0 | 13 16 3 123,1 | 2 2 - 100,0 |
| Działalność detektywistyczna i ochroniarska <i>Security and investigation activities</i> | a b c d | 644 712 68 110,6 | 550 612 62 111,3 | 12 13 1 108,3 | 538 599 61 111,3 | 94 100 6 106,4 | - - - x | 76 77 1 101,3 | 18 23 5 127,8 | - - - x |
| Utrzymanie porządku w budynkach i zagospodarowanie zieleni ^Δ <i>Services to buildings and landscape activities</i> | a b c d | 386 458 72 118,7 | 345 416 71 120,6 | 2 2 - 100,0 | 343 414 71 120,7 | 41 42 1 102,4 | 1 1 - 100,0 | 26 25 -1 96,2 | 12 15 3 125,0 | 2 1 -1 50,0 |
| Administracyjna obsługa biura; wspomaganie działalności gospodarczej ^Δ <i>Office administrative and bussines support^Δ</i> | a b c d | 1052 1205 153 114,5 | 963 1101 138 114,3 | 21 23 2 109,5 | 942 1078 136 114,4 | 89 104 15 116,9 | - - - x | 27 27 - 100,0 | 40 49 9 122,5 | 22 28 6 127,3 |

TABL.13. SPÓŁKI HANDLOWE WEDŁUG FORM PRAWNYCH ORAZ SEKCJI I DZIAŁÓW POLSKIEJ
KLASYFIKACJI DZIAŁALNOŚCI (cd.)
COMMERCIAL COMPANIES BY LEGAL STATUS AND SECTIONS AND DIVISIONS OF THE POLISH
CLASSIFICATION OF ACTIVITIES (cont.)

| WYSZCZEGÓLNIENIE SPECIFICATION a – 31 XII 2013 b – 31 XII 2014 c – przyrost/spadek increase/decrease d – 2013 = 100 | Ogółem Grand total | Spółki kapitałowe Companies | | | Spółki osobowe Partnerships | | | | | |
|---|-----------------------|--------------------------------|---------------------------|---|--------------------------------|---------------------------------------|--------------------------|-----------------------------|--|--------------|
| | | razem total | akcyjne joint stock | z ograni- czoną odpo- wiedzial- nością limited liability | razem total | partner- skie profes- sional | jawne registe- red | koman- dytowe limited | koman- dytowo- akcyjne limited joint- stock | |
| Administracja publiczna | a | 11 | 10 | 2 | 8 | 1 | – | – | 1 | – |
| i obrona narodowa; | b | 15 | 13 | 2 | 11 | 2 | – | – | 1 | 1 |
| obowiązkowe | c | 4 | 3 | – | 3 | 1 | – | – | – | 1 |
| zabezpieczenia społeczne | d | 136,4 | 130,0 | 100,0 | 137,5 | 200,0 | x | x | 100,0 | x |
| <i>Public administration and defence; compulsory social security</i> | | | | | | | | | | |
| Edukacja..... | a | 1474 | 1286 | 28 | 1258 | 188 | – | 108 | 73 | 7 |
| Education | b | 1640 | 1433 | 30 | 1403 | 207 | – | 112 | 88 | 7 |
| | c | 166 | 147 | 2 | 145 | 19 | – | 4 | 15 | – |
| | d | 111,3 | 111,4 | 107,1 | 111,5 | 110,1 | x | 103,7 | 120,5 | 100,0 |
| Opieka zdrowotna | a | 1431 | 1134 | 24 | 1110 | 297 | 58 | 167 | 61 | 11 |
| i pomoc społeczna | b | 1608 | 1269 | 26 | 1243 | 339 | 60 | 181 | 86 | 12 |
| Human health and social | c | 177 | 135 | 2 | 133 | 42 | 2 | 14 | 25 | 1 |
| work activities | d | 112,4 | 111,9 | 108,3 | 112,0 | 114,1 | 103,4 | 108,4 | 141,0 | 109,1 |
| Opieka zdrowotna..... | a | 1322 | 1046 | 24 | 1022 | 276 | 58 | 155 | 52 | 11 |
| Human health activities | b | 1448 | 1150 | 25 | 1125 | 298 | 60 | 160 | 67 | 11 |
| | c | 126 | 104 | 1 | 103 | 22 | 2 | 5 | 15 | – |
| | d | 109,5 | 109,9 | 104,2 | 110,1 | 108,0 | 103,4 | 103,2 | 128,8 | 100,0 |
| Pomoc społeczna | a | 53 | 48 | – | 48 | 5 | – | 2 | 3 | – |
| z zakwaterowaniem | b | 68 | 60 | – | 60 | 8 | – | 3 | 5 | – |
| Residential care activities | c | 15 | 12 | – | 12 | 3 | – | 1 | 2 | – |
| | d | 128,3 | 125,0 | x | 125,0 | 160,0 | x | 150,0 | 166,7 | x |
| Pomoc społeczna | a | 56 | 40 | – | 40 | 16 | – | 10 | 6 | – |
| bez zakwaterowania | b | 92 | 59 | 1 | 58 | 33 | – | 18 | 14 | 1 |
| Social work activities without | c | 36 | 19 | 1 | 18 | 17 | – | 8 | 8 | 1 |
| accommodation | d | 164,3 | 147,5 | x | 145,0 | 206,3 | x | 180,0 | 233,3 | x |
| Działalność związana z kulturą, | a | 1072 | 998 | 48 | 950 | 74 | – | 40 | 32 | 2 |
| rozrywką i rekreacją | b | 1198 | 1113 | 51 | 1062 | 85 | – | 41 | 41 | 3 |
| Arts, entertainment | c | 126 | 115 | 3 | 112 | 11 | – | 1 | 9 | 1 |
| and recreation | d | 111,8 | 111,5 | 106,3 | 111,8 | 114,9 | x | 102,5 | 128,1 | 150,0 |
| Działalność twórcza związana | a | 253 | 228 | 5 | 223 | 25 | – | 15 | 9 | 1 |
| z kulturą i rozrywką | b | 283 | 254 | 5 | 249 | 29 | – | 16 | 12 | 1 |
| Creative, arts and entertainment | c | 30 | 26 | – | 26 | 4 | – | 1 | 3 | – |
| activities | d | 111,9 | 111,4 | 100,0 | 111,7 | 116,0 | x | 106,7 | 133,3 | 100,0 |
| Działalność bibliotek, archiwów, | a | 68 | 64 | 2 | 62 | 4 | – | 1 | 3 | – |
| muzeów oraz pozostała | b | 71 | 67 | 2 | 65 | 4 | – | 1 | 3 | – |
| działalność związana z kulturą | c | 3 | 3 | – | 3 | – | – | – | – | – |
| Libraries, archives, museums | d | 104,4 | 104,7 | 100,0 | 104,8 | 100,0 | x | 100,0 | 100,0 | x |
| and other cultural activities | | | | | | | | | | |

TABL.13. SPÓŁKI HANDLOWE WEDŁUG FORM PRAWNYCH ORAZ SEKCJI I DZIAŁÓW POLSKIEJ
KLASYFIKACJI DZIAŁALNOŚCI (dok.)
COMMERCIAL COMPANIES BY LEGAL STATUS AND SECTIONS AND DIVISIONS OF THE POLISH
CLASSIFICATION OF ACTIVITIES (cont.)

| WYSZCZEGÓLNIENIE SPECIFICATION a – 31 XII 2013 b – 31 XII 2014 c – przyrost/spadek increase/decrease d – 2013 = 100 | Ogółem Grand total | Spółki kapitałowe Companies | | | Spółki osobowe Partnerships | | | | | |
|---|-----------------------|--------------------------------|---------------------------|---|--------------------------------|---------------------------------------|--------------------------|-----------------------------|--|--------------|
| | | razem total | akcyjne joint stock | z ograni- czoną odpo- wiedzial- nością limited liability | razem total | partner- skie profe- ssional | jawne registe- red | koman- dytowe limited | koman- dytowo- akcyjne limited joint- stock | |
| Działalność związana z kulturą, rozrywką i rekreacją (dok.) | | | | | | | | | | |
| Arts, entertainment and recreation (cont.) | | | | | | | | | | |
| Działalność związana | a | 80 | 79 | 7 | 72 | 1 | – | 1 | – | – |
| z grami losowymi | b | 87 | 86 | 7 | 79 | 1 | – | 1 | – | – |
| i zakładami wzajemnymi | c | 7 | 7 | – | 7 | – | – | – | – | – |
| <i>Gambling and betting activities</i> | d | 108,8 | 108,9 | 100,0 | 109,7 | 100,0 | x | 100,0 | x | x |
| Działalność sportowa, | a | 671 | 627 | 34 | 593 | 44 | – | 23 | 20 | 1 |
| rozrywkowa i rekreacyjna | b | 757 | 706 | 37 | 669 | 51 | – | 23 | 26 | 2 |
| <i>Sports activities and amusement and recreation activities</i> | c | 86 | 79 | 3 | 76 | 7 | – | – | 6 | 1 |
| | d | 112,8 | 112,6 | 108,8 | 112,8 | 115,9 | x | 100,0 | 130,0 | 200,0 |
| Pozostała działalność usługowa | a | 882 | 785 | 19 | 766 | 97 | – | 61 | 30 | 6 |
| Other service activities | b | 993 | 890 | 20 | 870 | 103 | – | 61 | 36 | 6 |
| | c | 111 | 105 | 1 | 104 | 6 | – | – | 6 | – |
| | d | 112,6 | 113,4 | 105,3 | 113,6 | 106,2 | x | 100,0 | 120,0 | 100,0 |
| Działalność organizacji | a | 19 | 17 | 1 | 16 | 2 | – | 1 | 1 | – |
| członkowskich | b | 25 | 23 | 1 | 22 | 2 | – | 1 | 1 | – |
| <i>Activities of membership organisations</i> | c | 6 | 6 | – | 6 | – | – | – | – | – |
| | d | 131,6 | 135,3 | 100,0 | 137,5 | 100,0 | x | 100,0 | 100,0 | x |
| Naprawa i konserwacja | a | 215 | 192 | 8 | 184 | 23 | – | 18 | 5 | – |
| komputerów i artykułów | b | 227 | 204 | 8 | 196 | 23 | – | 17 | 6 | – |
| użytku osobistego i domowego | c | 12 | 12 | – | 12 | – | – | -1 | 1 | – |
| <i>Repair of computers and personal and household goods</i> | d | 105,6 | 106,3 | 100,0 | 106,5 | 100,0 | x | 94,4 | 120,0 | x |
| Pozostała indywidualna | a | 648 | 576 | 10 | 566 | 72 | – | 42 | 24 | 6 |
| działalność usługowa | b | 741 | 663 | 11 | 652 | 78 | – | 43 | 29 | 6 |
| <i>Other personal service activities</i> | c | 93 | 87 | 1 | 86 | 6 | – | 1 | 5 | – |
| | d | 114,4 | 115,1 | 110,0 | 115,2 | 108,3 | x | 102,4 | 120,8 | 100,0 |

TABL. 14. SPÓŁKI HANDLOWE WEDŁUG FORM PRAWNYCH ORAZ PODREGIONÓW I POWIATÓW
COMMERCIAL COMPANIES BY LEGAL STATUS AND SUBREGIONS AND POWIATS

| WYSZCZEGÓLNIENIE SPECIFICATION | Ogółem Grand total | Spółki kapitałowe Companies | | | Spółki osobowe Partnerships | | | | | |
|-----------------------------------|--------------------------|--------------------------------|---------------------------|--|--------------------------------|---------------------------------------|--------------------------|-----------------------------|--|-------------|
| | | razem total | akcyjne joint stock | z ograni- czoną odpo- wiedzial- nością limited liability | razem total | partner- skie profe- ssjonal | jawne registe- red | koman- dytowe limited | koman- dytowo- akcyjne limited joint- stock | |
| OGÓŁEM..... | a | 116949 | 103641 | 3662 | 99979 | 13308 | 303 | 6527 | 3987 | 2491 |
| TOTAL | b | 127823 | 113712 | 3869 | 109843 | 14111 | 328 | 6711 | 4795 | 2277 |
| | c | 10874 | 10071 | 207 | 9864 | 803 | 25 | 184 | 808 | -214 |
| | d | 109,3 | 109,7 | 105,7 | 109,9 | 106,0 | 108,3 | 102,8 | 120,3 | 91,4 |
| Podregion/Subregion | a | 2673 | 2150 | 91 | 2059 | 523 | 3 | 444 | 64 | 12 |
| ciechanowsko-płocki | b | 2833 | 2287 | 89 | 2198 | 546 | 3 | 454 | 81 | 8 |
| | c | 160 | 137 | -2 | 139 | 23 | - | 10 | 17 | -4 |
| | d | 106,0 | 106,4 | 97,8 | 106,8 | 104,4 | 100,0 | 102,3 | 126,6 | 66,7 |
| Powiaty: Powiats: | | | | | | | | | | |
| ciechanowski..... | a | 340 | 283 | 8 | 275 | 57 | - | 51 | 6 | - |
| | b | 354 | 295 | 8 | 287 | 59 | - | 52 | 7 | - |
| | c | 14 | 12 | - | 12 | 2 | - | 1 | 1 | - |
| | d | 104,1 | 104,2 | 100,0 | 104,4 | 103,5 | x | 102,0 | 116,7 | x |
| gostyński..... | a | 155 | 126 | 3 | 123 | 29 | - | 24 | 2 | 3 |
| | b | 162 | 132 | 3 | 129 | 30 | - | 26 | 2 | 2 |
| | c | 7 | 6 | - | 6 | 1 | - | 2 | - | -1 |
| | d | 104,5 | 104,8 | 100,0 | 104,9 | 103,4 | x | 108,3 | 100,0 | 66,7 |
| mławski..... | a | 247 | 177 | 9 | 168 | 70 | - | 65 | 3 | 2 |
| | b | 265 | 184 | 8 | 176 | 81 | - | 72 | 8 | 1 |
| | c | 18 | 7 | -1 | 8 | 11 | - | 7 | 5 | -1 |
| | d | 107,3 | 104,0 | 88,9 | 104,8 | 115,7 | x | 110,8 | 266,7 | 50,0 |
| płocki | a | 256 | 188 | 5 | 183 | 68 | - | 59 | 9 | - |
| | b | 287 | 214 | 6 | 208 | 73 | - | 61 | 12 | - |
| | c | 31 | 26 | 1 | 25 | 5 | - | 2 | 3 | - |
| | d | 112,1 | 113,8 | 120,0 | 113,7 | 107,4 | x | 103,4 | 133,3 | x |
| płoński..... | a | 299 | 234 | 6 | 228 | 65 | - | 48 | 13 | 4 |
| | b | 327 | 259 | 7 | 252 | 68 | - | 48 | 17 | 3 |
| | c | 28 | 25 | 1 | 24 | 3 | - | - | 4 | -1 |
| | d | 109,4 | 110,7 | 116,7 | 110,5 | 104,6 | x | 100,0 | 130,8 | 75,0 |
| sierpecki..... | a | 123 | 101 | 2 | 99 | 22 | 1 | 21 | - | - |
| | b | 133 | 111 | 2 | 109 | 22 | 1 | 21 | - | - |
| | c | 10 | 10 | - | 10 | - | - | - | - | - |
| | d | 108,1 | 109,9 | 100,0 | 110,1 | 100,0 | 100,0 | 100,0 | x | x |
| żuromiński..... | a | 83 | 65 | 2 | 63 | 18 | 1 | 17 | - | - |
| | b | 82 | 63 | 2 | 61 | 19 | 1 | 18 | - | - |
| | c | -1 | -2 | - | -2 | 1 | - | 1 | - | - |
| | d | 98,8 | 96,9 | 100,0 | 96,8 | 105,6 | 100,0 | 105,9 | x | x |
| Miasto na prawach powiatu | | | | | | | | | | |
| City with powiat status | | | | | | | | | | |
| Płock..... | a | 1170 | 976 | 56 | 920 | 194 | 1 | 159 | 31 | 3 |
| | b | 1223 | 1029 | 53 | 976 | 194 | 1 | 156 | 35 | 2 |
| | c | 53 | 53 | -3 | 56 | - | - | -3 | 4 | -1 |
| | d | 104,5 | 105,4 | 94,6 | 106,1 | 100,0 | 100,0 | 98,1 | 112,9 | 66,7 |

TABL.14. SPÓŁKI HANDLOWE WEDŁUG FORM PRAWNYCH ORAZ PODREGIONÓW I POWIATÓW (cd.)
COMMERCIAL COMPANIES BY LEGAL STATUS AND SUBREGIONS AND POWIATS (cont.)

| WYSZCZEGÓLNIENIE SPECIFICATION | | Spółki kapitałowe Companies | | | Spółki osobowe Partnerships | | | | | |
|-----------------------------------|----------|--------------------------------|----------------|---------------------------|---|----------------|---------------------------------------|--------------------------|-----------------------------|--|
| | | Ogółem Grand total | razem total | akcyjne joint stock | z ograniczoną odpowiedzialnością limited liability | razem total | partner- skie profes- sional | jawne registe- red | koman- dytowe limited | koman- dytowo- akcyjne limited joint- stock |
| Podregion/Subregion | a | 2438 | 1909 | 67 | 1842 | 529 | 7 | 460 | 50 | 12 |
| ostrolęcko-siedlecki | b | 2578 | 2026 | 69 | 1957 | 552 | 7 | 469 | 62 | 14 |
| | c | 140 | 117 | 2 | 115 | 23 | - | 9 | 12 | 2 |
| | d | 105,7 | 106,1 | 103,0 | 106,2 | 104,3 | 100,0 | 102,0 | 124,0 | 116,7 |
| Powiaty: Powiats: | | | | | | | | | | |
| łosicki..... | a | 79 | 61 | 2 | 59 | 18 | - | 17 | 1 | - |
| | b | 82 | 63 | 2 | 61 | 19 | - | 17 | 2 | - |
| | c | 3 | 2 | - | 2 | 1 | - | - | 1 | - |
| | d | 103,8 | 103,3 | 100,0 | 103,4 | 105,6 | x | 100,0 | 200,0 | x |
| makowski..... | a | 107 | 80 | - | 80 | 27 | - | 21 | 5 | 1 |
| | b | 107 | 80 | - | 80 | 27 | - | 21 | 5 | 1 |
| | c | - | - | - | - | - | - | - | - | - |
| | d | 100,0 | 100,0 | x | 100,0 | 100,0 | x | 100,0 | 100,0 | 100,0 |
| ostrolęcki | a | 100 | 75 | 1 | 74 | 25 | - | 23 | 2 | - |
| | b | 106 | 77 | 1 | 76 | 29 | - | 27 | 2 | - |
| | c | 6 | 2 | - | 2 | 4 | - | 4 | - | - |
| | d | 106,0 | 102,7 | 100,0 | 102,7 | 116,0 | x | 117,4 | 100,0 | x |
| ostrowski..... | a | 197 | 162 | 4 | 158 | 35 | - | 29 | 5 | 1 |
| | b | 208 | 174 | 4 | 170 | 34 | - | 27 | 6 | 1 |
| | c | 11 | 12 | - | 12 | -1 | - | -2 | 1 | - |
| | d | 105,6 | 107,4 | 100,0 | 107,6 | 97,1 | x | 93,1 | 120,0 | 100,0 |
| przasnyski..... | a | 103 | 82 | 2 | 80 | 21 | - | 21 | - | - |
| | b | 106 | 84 | 2 | 82 | 22 | - | 21 | 1 | - |
| | c | 3 | 2 | - | 2 | 1 | - | - | 1 | - |
| | d | 102,9 | 102,4 | 100,0 | 102,5 | 104,8 | x | 100,0 | x | x |
| pułtuski..... | a | 142 | 115 | 5 | 110 | 27 | 1 | 23 | 3 | - |
| | b | 157 | 127 | 5 | 122 | 30 | 1 | 22 | 7 | - |
| | c | 15 | 12 | - | 12 | 3 | - | -1 | 4 | - |
| | d | 110,6 | 110,4 | 100,0 | 110,9 | 111,1 | 100,0 | 95,7 | 233,3 | x |
| siedlecki | a | 163 | 122 | 2 | 120 | 41 | - | 39 | 1 | 1 |
| | b | 171 | 131 | 2 | 129 | 40 | - | 38 | 1 | 1 |
| | c | 8 | 9 | - | 9 | -1 | - | -1 | - | - |
| | d | 104,9 | 107,4 | 100,0 | 107,5 | 97,6 | x | 97,4 | 100,0 | 100,0 |
| sokołowski..... | a | 152 | 103 | 3 | 100 | 49 | 1 | 41 | 6 | 1 |
| | b | 160 | 110 | 3 | 107 | 50 | 1 | 41 | 7 | 1 |
| | c | 8 | 7 | - | 7 | 1 | - | - | 1 | - |
| | d | 105,3 | 106,8 | 100,0 | 107,0 | 102,0 | 100,0 | 100,0 | 116,7 | 100,0 |
| węgrowski..... | a | 142 | 110 | 2 | 108 | 32 | - | 27 | 5 | - |
| | b | 151 | 118 | 2 | 116 | 33 | - | 27 | 6 | - |
| | c | 9 | 8 | - | 8 | 1 | - | - | 1 | - |
| | d | 106,3 | 107,3 | 100,0 | 107,4 | 103,1 | x | 100,0 | 120,0 | x |
| wyszkowski..... | a | 269 | 209 | 4 | 205 | 60 | 2 | 51 | 3 | 4 |
| | b | 284 | 219 | 4 | 215 | 65 | 2 | 54 | 4 | 5 |
| | c | 15 | 10 | - | 10 | 5 | - | 3 | 1 | 1 |
| | d | 105,6 | 104,8 | 100,0 | 104,9 | 108,3 | 100,0 | 105,9 | 133,3 | 125,0 |

TABL.14. SPÓŁKI HANDLOWE WEDŁUG FORM PRAWNYCH ORAZ PODREGIONÓW I POWIATÓW (cd.)
COMMERCIAL COMPANIES BY LEGAL STATUS AND SUBREGIONS AND POWIATS (cont.)

| WYSZCZEGÓLNIENIE SPECIFICATION a – 31 XII 2013 b – 31 XII 2014 c – przyrost/spadek increase/decrease d – 2013 = 100 | Ogółem Grand total | Spółki kapitałowe Companies | | | Spółki osobowe Partnerships | | | | | |
|---|--------------------------|--------------------------------|---------------------------|--|--------------------------------|---------------------------------------|--------------------------|-----------------------------|--|--------------|
| | | razem total | akcyjne joint stock | z ograni- czoną odpo- wiedzial- nością limited liability | razem total | partner- skie profe- ssjonal | jawne registe- red | koman- dytowe limited | koman- dytowo- akcyjne limited joint- stock | |
| Podregion (dok.) /Subregion (cont.) | | | | | | | | | | |
| ostrolęcko-siedlecki | | | | | | | | | | |
| Miasta na prawach powiatu: Cities with powiat status: | | | | | | | | | | |
| Ostrolęka..... | a | 365 | 294 | 14 | 280 | 71 | 1 | 66 | 4 | – |
| | b | 386 | 311 | 15 | 296 | 75 | 1 | 69 | 5 | – |
| | c | 21 | 17 | 1 | 16 | 4 | – | 3 | 1 | – |
| | d | 105,8 | 105,8 | 107,1 | 105,7 | 105,6 | 100,0 | 104,5 | 125,0 | x |
| Siedlce..... | a | 619 | 496 | 28 | 468 | 123 | 2 | 102 | 15 | 4 |
| | b | 660 | 532 | 29 | 503 | 128 | 2 | 105 | 16 | 5 |
| | c | 41 | 36 | 1 | 35 | 5 | – | 3 | 1 | 1 |
| | d | 106,6 | 107,3 | 103,6 | 107,5 | 104,1 | 100,0 | 102,9 | 106,7 | 125,0 |
| Podregion/Subregion radomski | a | 2704 | 2241 | 66 | 2175 | 463 | 12 | 385 | 61 | 5 |
| | b | 2869 | 2400 | 63 | 2337 | 469 | 14 | 384 | 65 | 6 |
| | c | 165 | 159 | -3 | 162 | 6 | 2 | -1 | 4 | 1 |
| | d | 106,1 | 107,1 | 95,5 | 107,4 | 101,3 | 116,7 | 99,7 | 106,6 | 120,0 |
| Powiaty: Powiats: | | | | | | | | | | |
| białobrzeski..... | a | 139 | 117 | 2 | 115 | 22 | – | 17 | 3 | 2 |
| | b | 160 | 134 | 2 | 132 | 26 | – | 19 | 5 | 2 |
| | c | 21 | 17 | – | 17 | 4 | – | 2 | 2 | – |
| | d | 115,1 | 114,5 | 100,0 | 114,8 | 118,2 | x | 111,8 | 166,7 | 100,0 |
| kozienicki..... | a | 134 | 111 | 6 | 105 | 23 | – | 20 | 3 | – |
| | b | 138 | 114 | 6 | 108 | 24 | 2 | 20 | 2 | – |
| | c | 4 | 3 | – | 3 | 1 | 2 | – | -1 | – |
| | d | 103,0 | 102,7 | 100,0 | 102,9 | 104,3 | x | 100,0 | 66,7 | x |
| lipski..... | a | 50 | 35 | – | 35 | 15 | 3 | 10 | 2 | – |
| | b | 50 | 36 | – | 36 | 14 | 3 | 9 | 2 | – |
| | c | – | 1 | – | 1 | -1 | – | -1 | – | – |
| | d | 100,0 | 102,9 | x | 102,9 | 93,3 | 100,0 | 90,0 | 100,0 | x |
| przysuski..... | a | 63 | 50 | 1 | 49 | 13 | 1 | 12 | – | – |
| | b | 68 | 56 | 1 | 55 | 12 | 1 | 11 | – | – |
| | c | 5 | 6 | – | 6 | -1 | – | -1 | – | – |
| | d | 107,9 | 112,0 | 100,0 | 112,2 | 92,3 | 100,0 | 91,7 | x | x |
| radomski..... | a | 345 | 278 | 7 | 271 | 67 | – | 60 | 7 | – |
| | b | 361 | 296 | 5 | 291 | 65 | – | 59 | 6 | – |
| | c | 16 | 18 | -2 | 20 | -2 | – | -1 | -1 | – |
| | d | 104,6 | 106,5 | 71,4 | 107,4 | 97,0 | x | 98,3 | 85,7 | x |
| sztydlowiecki..... | a | 90 | 71 | 1 | 70 | 19 | 1 | 15 | 3 | – |
| | b | 100 | 80 | – | 80 | 20 | 1 | 16 | 3 | – |
| | c | 10 | 9 | -1 | 10 | 1 | – | 1 | – | – |
| | d | 111,1 | 112,7 | x | 114,3 | 105,3 | 100,0 | 106,7 | 100,0 | x |

TABL. 14. SPÓŁKI HANDLOWE WEDŁUG FORM PRAWNYCH ORAZ PODREGIONÓW I POWIATÓW (cd.)
COMMERCIAL COMPANIES BY LEGAL STATUS AND SUBREGIONS AND POWIATS (cont.)

| WYSZCZEGÓLNIENIE SPECIFICATION a – 31 XII 2013 b – 31 XII 2014 c – przyrost/spadek increase/decrease d – 2013 = 100 | Ogółem Grand total | Spółki kapitałowe Companies | | | Spółki osobowe Partnerships | | | | | |
|---|--------------------------|--------------------------------|---------------------------|---|--------------------------------|---------------------------------------|--------------------------|-----------------------------|--|-------------|
| | | razem total | akcyjne joint stock | z ograni- czoną odpowi- dzial- nością limited liability | razem total | partner- skie profe- ssjonal | jawne registe- red | koman- dytowe limited | koman- dytowo- akcyjne limited joint- stock | |
| Podregion (dok.) /Subregion (cont.) | | | | | | | | | | |
| radomski | | | | | | | | | | |
| zwoleński..... | a | 52 | 35 | – | 35 | 17 | 1 | 16 | – | – |
| | b | 55 | 39 | – | 39 | 16 | 1 | 15 | – | – |
| | c | 3 | 4 | – | 4 | -1 | – | -1 | – | – |
| | d | 105,8 | 111,4 | x | 111,4 | 94,1 | 100,0 | 93,8 | x | x |
| Miasto na prawach powiatu City with powiat status | | | | | | | | | | |
| Radom..... | a | 1831 | 1544 | 49 | 1495 | 287 | 6 | 235 | 43 | 3 |
| | b | 1937 | 1645 | 49 | 1596 | 292 | 6 | 235 | 47 | 4 |
| | c | 106 | 101 | – | 101 | 5 | – | – | 4 | 1 |
| | d | 105,8 | 106,5 | 100,0 | 106,8 | 101,7 | 100,0 | 100,0 | 109,3 | 133,3 |
| Podregion/Subregion | a | 91597 | 82366 | 3156 | 79210 | 9231 | 256 | 3360 | 3311 | 2304 |
| m.st. Warszawa | b | 100600 | 90770 | 3370 | 87400 | 9830 | 280 | 3491 | 3962 | 2097 |
| | c | 9003 | 8404 | 214 | 8190 | 599 | 24 | 131 | 651 | -207 |
| | d | 109,8 | 110,2 | 106,8 | 110,3 | 106,5 | 109,4 | 103,9 | 119,7 | 91,0 |
| Miasto na prawach powiatu City with powiat status | | | | | | | | | | |
| m.st. Warszawa..... | a | 91597 | 82366 | 3156 | 79210 | 9231 | 256 | 3360 | 3311 | 2304 |
| | b | 100600 | 90770 | 3370 | 87400 | 9830 | 280 | 3491 | 3962 | 2097 |
| | c | 9003 | 8404 | 214 | 8190 | 599 | 24 | 131 | 651 | -207 |
| | d | 109,8 | 110,2 | 106,8 | 110,3 | 106,5 | 109,4 | 103,9 | 119,7 | 91,0 |
| Podregion/Subregion | a | 5215 | 4184 | 85 | 4099 | 1031 | 6 | 790 | 174 | 61 |
| warszawski wschodni | b | 5601 | 4522 | 87 | 4435 | 1079 | 5 | 804 | 217 | 53 |
| | c | 386 | 338 | 2 | 336 | 48 | -1 | 14 | 43 | -8 |
| | d | 107,4 | 108,1 | 102,4 | 108,2 | 104,7 | 83,3 | 101,8 | 124,7 | 86,9 |
| Powiaty: Powiats: | | | | | | | | | | |
| garwoliński..... | a | 221 | 165 | 4 | 161 | 56 | 2 | 48 | 6 | – |
| | b | 231 | 177 | 4 | 173 | 54 | 2 | 46 | 6 | – |
| | c | 10 | 12 | – | 12 | -2 | – | -2 | – | – |
| | d | 104,5 | 107,3 | 100,0 | 107,5 | 96,4 | 100,0 | 95,8 | 100,0 | x |
| legionowski..... | a | 1047 | 874 | 7 | 867 | 173 | 1 | 125 | 34 | 13 |
| | b | 1095 | 915 | 8 | 907 | 180 | – | 130 | 42 | 8 |
| | c | 48 | 41 | 1 | 40 | 7 | -1 | 5 | 8 | -5 |
| | d | 104,6 | 104,7 | 114,3 | 104,6 | 104,0 | x | 104,0 | 123,5 | 61,5 |
| miński..... | a | 697 | 549 | 13 | 536 | 148 | 1 | 121 | 25 | 1 |
| | b | 741 | 587 | 14 | 573 | 154 | 1 | 122 | 29 | 2 |
| | c | 44 | 38 | 1 | 37 | 6 | – | 1 | 4 | 1 |
| | d | 106,3 | 106,9 | 107,7 | 106,9 | 104,1 | 100,0 | 100,8 | 116,0 | 200,0 |
| nowodworski..... | a | 482 | 407 | 11 | 396 | 75 | 1 | 45 | 24 | 5 |
| | b | 516 | 438 | 11 | 427 | 78 | 1 | 46 | 25 | 6 |
| | c | 34 | 31 | – | 31 | 3 | – | 1 | 1 | 1 |
| | d | 107,1 | 107,6 | 100,0 | 107,8 | 104,0 | 100,0 | 102,2 | 104,2 | 120,0 |
| otwocki..... | a | 1128 | 934 | 19 | 915 | 194 | – | 155 | 29 | 10 |
| | b | 1182 | 988 | 20 | 968 | 194 | – | 152 | 34 | 8 |
| | c | 54 | 54 | 1 | 53 | – | – | -3 | 5 | -2 |
| | d | 104,8 | 105,8 | 105,3 | 105,8 | 100,0 | x | 98,1 | 117,2 | 80,0 |

TABL. 14. SPÓŁKI HANDLOWE WEDŁUG FORM PRAWNYCH ORAZ PODREGIONÓW I POWIATÓW (dok.)
COMMERCIAL COMPANIES BY LEGAL STATUS AND SUBREGIONS AND POWIATS (cont.)

| WYSZCZEGÓLNIENIE SPECIFICATION a – 31 XII 2013 b – 31 XII 2014 c – przyrost/spadek increase/decrease d – 2013 = 100 | Ogółem Grand total | Spółki kapitałowe Companies | | | Spółki osobowe Partnerships | | | | | |
|---|--------------------------|--------------------------------|---------------------------|--|--------------------------------|---------------------------------------|--------------------------|-----------------------------|--|--------------|
| | | razem total | akcyjne joint stock | z ograni- czoną odpo- wiedzial- nością limited liability | razem total | partner- skie profe- ssional | jawne registe- red | koman- dytowe limited | koman- dytowo- akcyjne limited joint- stock | |
| Podregion/Subregion | | | | | | | | | | |
| warszawski wschodni (dok.) | | | | | | | | | | |
| Powiaty (dok.): Powiats (cont.): | | | | | | | | | | |
| wołomiński..... | a | 1640 | 1255 | 31 | 1224 | 385 | 1 | 296 | 56 | 32 |
| | b | 1836 | 1417 | 30 | 1387 | 419 | 1 | 308 | 81 | 29 |
| | c | 196 | 162 | -1 | 163 | 34 | – | 12 | 25 | -3 |
| | d | 112,0 | 112,9 | 96,8 | 113,3 | 108,8 | 100,0 | 104,1 | 144,6 | 90,6 |
| Podregion/Subregion | a | 12322 | 10791 | 197 | 10594 | 1531 | 19 | 1088 | 327 | 97 |
| warszawski zachodni | b | 13342 | 11707 | 191 | 11516 | 1635 | 19 | 1109 | 408 | 99 |
| | c | 1020 | 916 | -6 | 922 | 104 | – | 21 | 81 | 2 |
| | d | 108,3 | 108,5 | 97,0 | 108,7 | 106,8 | 100,0 | 101,9 | 124,8 | 102,1 |
| Powiaty: Powiats: | | | | | | | | | | |
| grodziski..... | a | 934 | 779 | 17 | 762 | 155 | 1 | 117 | 30 | 7 |
| | b | 1061 | 891 | 16 | 875 | 170 | 1 | 119 | 41 | 9 |
| | c | 127 | 112 | -1 | 113 | 15 | – | 2 | 11 | 2 |
| | d | 113,6 | 114,4 | 94,1 | 114,8 | 109,7 | 100,0 | 101,7 | 136,7 | 128,6 |
| grójecki..... | a | 473 | 386 | 10 | 376 | 87 | – | 77 | 7 | 3 |
| | b | 520 | 427 | 10 | 417 | 93 | – | 79 | 12 | 2 |
| | c | 47 | 41 | – | 41 | 6 | – | 2 | 5 | -1 |
| | d | 109,9 | 110,6 | 100,0 | 110,9 | 106,9 | x | 102,6 | 171,4 | 66,7 |
| piaseczyński..... | a | 4991 | 4505 | 71 | 4434 | 486 | 4 | 325 | 106 | 51 |
| | b | 5463 | 4941 | 68 | 4873 | 522 | 4 | 325 | 139 | 54 |
| | c | 472 | 436 | -3 | 439 | 36 | – | – | 33 | 3 |
| | d | 109,5 | 109,7 | 95,8 | 109,9 | 107,4 | 100,0 | 100,0 | 131,1 | 105,9 |
| pruszkowski..... | a | 3099 | 2731 | 39 | 2692 | 368 | 8 | 243 | 96 | 21 |
| | b | 3298 | 2908 | 40 | 2868 | 390 | 8 | 247 | 113 | 22 |
| | c | 199 | 177 | 1 | 176 | 22 | – | 4 | 17 | 1 |
| | d | 106,4 | 106,5 | 102,6 | 106,5 | 106,0 | 100,0 | 101,6 | 117,7 | 104,8 |
| sochaczewski..... | a | 403 | 306 | 9 | 297 | 97 | 2 | 86 | 9 | – |
| | b | 425 | 324 | 8 | 316 | 101 | 2 | 87 | 12 | – |
| | c | 22 | 18 | -1 | 19 | 4 | – | 1 | 3 | – |
| | d | 105,5 | 105,9 | 88,9 | 106,4 | 104,1 | 100,0 | 101,2 | 133,3 | x |
| warszawski zachodni..... | a | 2092 | 1802 | 46 | 1756 | 290 | 4 | 202 | 70 | 14 |
| | b | 2221 | 1909 | 44 | 1865 | 312 | 4 | 215 | 82 | 11 |
| | c | 129 | 107 | -2 | 109 | 22 | – | 13 | 12 | -3 |
| | d | 106,2 | 105,9 | 95,7 | 106,2 | 107,6 | 100,0 | 106,4 | 117,1 | 78,6 |
| żyrardowski..... | a | 330 | 282 | 5 | 277 | 48 | – | 38 | 9 | 1 |
| | b | 354 | 307 | 5 | 302 | 47 | – | 37 | 9 | 1 |
| | c | 24 | 25 | – | 25 | -1 | – | -1 | – | – |
| | d | 107,3 | 108,9 | 100,0 | 109,0 | 97,9 | x | 97,4 | 100,0 | 100,0 |

TABL. 15. SPÓŁKI HANDLOWE WEDŁUG RODZAJU KAPITAŁU ORAZ FORM PRAWNYCH
COMMERCIAL COMPANIES BY TYPE OF CAPITAL AND LEGAL STATUS

| WYSZCZEGÓLNIENIE SPECIFICATION | | Według rodzaju kapitału <i>By types of capital</i> | | | | | | | | | | |
|---|------------------------------------|--|--|--|---|--|---|---|---|--|---|--------------|
| | | Skarbu Państwa <i>State Treasury</i> | | państwowych osób prawnych <i>state legal persons</i> | | samorządu terytorialnego <i>local self- government</i> | | prywatnego krajowego ² <i>domestic private²</i> | | zagranicznego <i>foreign entities</i> | | |
| | | razem <i>total</i> | w tym jedno- osobo- we <i>sole share- holder</i> | razem <i>total</i> | w tym o jedno- rodnym rodzaju <i>homo- genous</i> | razem <i>total</i> | w tym o jedno- rodnym rodzaju <i>homo- genous</i> | razem <i>total</i> | w tym o jedno- rodnym rodzaju <i>homo- genous</i> | razem <i>total</i> | w tym o jedno- rodnym rodzaju <i>homo- genous</i> | |
| a – 31 XII 2013 | Ogółem ¹ | | | | | | | | | | | |
| b – 31 XII 2014 | <i>Grand total¹</i> | | | | | | | | | | | |
| c – przyrost/spadek <i>increase/decrease</i> | | | | | | | | | | | | |
| d – 2013 = 100 | | | | | | | | | | | | |
| OGÓŁEM..... | a | 116949 | 304 | 91 | 787 | 178 | 314 | 222 | 94201 | 79852 | 30911 | 22113 |
| TOTAL | b | 127823 | 295 | 89 | 774 | 169 | 315 | 227 | 102601 | 87082 | 33332 | 24111 |
| | c | 10874 | -9 | -2 | -13 | -9 | 1 | 5 | 8400 | 7230 | 2421 | 1998 |
| | d | 109,3 | 97,0 | 97,8 | 98,3 | 94,9 | 100,3 | 102,3 | 108,9 | 109,1 | 107,8 | 109,0 |
| Spółki kapitałowe..... | a | 103641 | 302 | 90 | 775 | 177 | 311 | 222 | 81161 | 69125 | 30232 | 21850 |
| <i>Companies</i> | b | 113712 | 293 | 88 | 761 | 168 | 314 | 227 | 88835 | 76074 | 32546 | 23819 |
| | c | 10071 | -9 | -2 | -14 | -9 | 3 | 5 | 7674 | 6949 | 2314 | 1969 |
| | d | 109,7 | 97,0 | 97,8 | 98,2 | 94,9 | 101,0 | 102,3 | 109,5 | 110,1 | 107,7 | 109,0 |
| w tym: <i>of which:</i> | | | | | | | | | | | | |
| akcyjne..... | a | 3662 | 142 | 48 | 153 | 24 | 35 | 12 | 3198 | 2291 | 850 | 355 |
| <i>joint stock</i> | b | 3869 | 139 | 47 | 149 | 24 | 33 | 12 | 3388 | 2460 | 871 | 366 |
| | c | 207 | -3 | -1 | -4 | - | -2 | - | 190 | 169 | 21 | 11 |
| | d | 105,7 | 97,9 | 97,9 | 97,4 | 100,0 | 94,3 | 100,0 | 105,9 | 107,4 | 102,5 | 103,1 |
| z ograniczoną odpowiedzial- nością | a | 99979 | 160 | 42 | 622 | 153 | 276 | 210 | 77963 | 66834 | 29382 | 21495 |
| <i>limited liability</i> | b | 109843 | 154 | 41 | 612 | 144 | 281 | 215 | 85447 | 73614 | 31675 | 23453 |
| | c | 9864 | -6 | -1 | -10 | -9 | 5 | 5 | 7484 | 6780 | 2293 | 1958 |
| | d | 109,9 | 96,3 | 97,6 | 98,4 | 94,1 | 101,8 | 102,4 | 109,6 | 110,1 | 107,8 | 109,1 |
| Spółki osobowe..... | a | 13308 | 2 | 1 | 12 | 1 | 3 | - | 13040 | 10727 | 679 | 263 |
| <i>Partnerships</i> | b | 14111 | 2 | 1 | 13 | 1 | 1 | - | 13766 | 11008 | 786 | 292 |
| | c | 803 | - | - | 1 | - | -2 | - | 726 | 281 | 107 | 29 |
| | d | 106,0 | 100,0 | 100,0 | 108,3 | 100,0 | 33,3 | x | 105,6 | 102,6 | 115,8 | 111,0 |
| w tym: <i>of which:</i> | | | | | | | | | | | | |
| partnerskie..... | a | 303 | - | - | - | - | - | - | 302 | 300 | 3 | 1 |
| <i>professional</i> | b | 328 | - | - | - | - | - | - | 326 | 322 | 5 | 1 |
| | c | 25 | - | - | - | - | - | - | 24 | 22 | 2 | - |
| | d | 108,3 | x | x | x | x | x | x | 107,9 | 107,3 | 166,7 | 100,0 |
| jawne..... | a | 6527 | 1 | 1 | - | - | - | - | 6510 | 6367 | 83 | 16 |
| <i>registered</i> | b | 6711 | 1 | 1 | - | - | - | - | 6672 | 6486 | 107 | 20 |
| | c | 184 | - | - | - | - | - | - | 162 | 119 | 24 | 4 |
| | d | 102,8 | 100,0 | 100,0 | x | x | x | x | 102,5 | 101,9 | 128,9 | 125,0 |
| komandytowe..... | a | 3987 | - | - | 9 | 1 | 3 | - | 3839 | 2084 | 406 | 144 |
| <i>limited</i> | b | 4795 | - | - | 10 | 1 | 1 | - | 4601 | 2431 | 478 | 161 |
| | c | 808 | - | - | 1 | - | -2 | - | 762 | 347 | 72 | 17 |
| | d | 120,3 | x | x | 111,1 | 100,0 | 33,3 | x | 119,8 | 116,7 | 117,7 | 111,8 |
| komandytowo- akcyjne | a | 2491 | 1 | - | 3 | - | - | - | 2389 | 1976 | 187 | 102 |
| <i>limited joint- stock</i> | b | 2277 | 1 | - | 3 | - | - | - | 2167 | 1769 | 196 | 110 |
| | c | -214 | - | - | - | - | - | - | -222 | -207 | 9 | 8 |
| | d | 91,4 | 100,0 | x | 100,0 | x | x | x | 90,7 | 89,5 | 104,8 | 107,8 |

1 Sumy danych wg rodzajów kapitału nie równają się ich ogólnej liczbie, ponieważ spółki o mieszanym kapitale występują w dwóch lub więcej rubrykach tabeli, zależnie od rodzajów kapitału zaangażowanego w spółce. 2 Krajowych osób fizycznych i pozostałych krajowych jednostek prywatnych.

1 *Grand total by types of capital is not sum of totals because one company can occur in more than one column depending on whether the capital is owned by two or more ownerships.* 2 *Domestic natural persons and other domestic private entities.*

TABL. 16. SPÓŁKI HANDLOWE WEDŁUG RODZAJU KAPITAŁU ORAZ SEKCJI I DZIAŁÓW POLSKIEJ
KLASYFIKACJI DZIAŁALNOŚCI
COMMERCIAL COMPANIES BY TYPE OF CAPITAL AND SECTIONS AND DIVISIONS OF THE
POLISH CLASSIFICATION OF ACTIVITIES

| WYSZCZEGÓLNIENIE SPECIFICATION a – 31 XII 2013 b – 31 XII 2014 c – przyrost/spadek increase/decrease d – 2013 = 100 | Ogółem ¹ Grand total ¹ | Według rodzaju kapitału By types of capital | | | | | | | | | | |
|---|--|---|---|--|---|--|---|---|---|-----------------------------------|---|-------|
| | | Skarbu Państwa State Treasury | | państwowych osób prawnych state legal persons | | samorządu terytorialnego local self- government | | prywatnego krajowego ² domestic private ² | | zagranicznego foreign entities | | |
| | | razem total | w tym jedno- osobo- we sole share- holder | razem total | w tym o jedno- rodnym rodzaju homo- genous | razem total | w tym o jedno- rodnym rodzaju homo- genous | razem total | w tym o jedno- rodnym rodzaju homo- genous | razem total | w tym o jedno- rodnym rodzaju homo- genous | |
| OGÓŁEM | a | 116949 | 304 | 91 | 787 | 178 | 314 | 222 | 94201 | 79852 | 30911 | 22113 |
| TOTAL | b | 127823 | 295 | 89 | 774 | 169 | 315 | 227 | 102601 | 87082 | 33332 | 24111 |
| | c | 10874 | -9 | -2 | -13 | -9 | 1 | 5 | 8400 | 7230 | 2421 | 1998 |
| | d | 109,3 | 97,0 | 97,8 | 98,3 | 94,9 | 100,3 | 102,3 | 108,9 | 109,1 | 107,8 | 109,0 |
| w tym: of which: | | | | | | | | | | | | |
| Rolnictwo, leśnictwo, łowiectwo i rybactwo | a | 803 | 6 | 4 | 9 | 4 | 2 | 2 | 703 | 608 | 155 | 90 |
| Agriculture, forestry and fishing | b | 905 | 5 | 4 | 8 | 3 | 1 | 1 | 786 | 680 | 179 | 109 |
| | c | 102 | -1 | - | -1 | -1 | -1 | -1 | 83 | 72 | 24 | 19 |
| | d | 112,7 | 83,3 | 100,0 | 88,9 | 75,0 | 50,0 | 50,0 | 111,8 | 111,8 | 115,5 | 121,1 |
| Uprawy rolne, chów i hodowla zwierząt, łowiectwo ^Δ | a | 716 | 4 | 4 | 8 | 3 | 2 | 2 | 630 | 546 | 133 | 77 |
| <i>Crop and animal production, hunting^Δ</i> | b | 809 | 4 | 4 | 7 | 2 | 1 | 1 | 706 | 611 | 158 | 94 |
| | c | 93 | - | - | -1 | -1 | -1 | -1 | 76 | 65 | 25 | 17 |
| | d | 113,0 | 100,0 | 100,0 | 87,5 | 66,7 | 50,0 | 50,0 | 112,1 | 111,9 | 118,8 | 122,1 |
| Leśnictwo i pozyskiwanie drewna | a | 64 | 1 | - | 1 | 1 | - | - | 53 | 47 | 15 | 10 |
| <i>Forestry and logging</i> | b | 72 | - | - | 1 | 1 | - | - | 61 | 55 | 12 | 10 |
| | c | 8 | -1 | - | - | - | - | - | 8 | 8 | -3 | - |
| | d | 112,5 | x | x | 100,0 | 100,0 | x | x | 115,1 | 117,0 | 80,0 | 100,0 |
| Rybactwo | a | 23 | 1 | - | - | - | - | - | 20 | 15 | 7 | 3 |
| <i>Fishing and aquaculture</i> | b | 24 | 1 | - | - | - | - | - | 19 | 14 | 9 | 5 |
| | c | 1 | - | - | - | - | - | - | -1 | -1 | 2 | 2 |
| | d | 104,3 | 100,0 | x | x | x | x | x | 95,0 | 93,3 | 128,6 | 166,7 |
| Przemysł | a | 13631 | 68 | 26 | 199 | 48 | 122 | 100 | 11368 | 9378 | 3358 | 2049 |
| Industry | b | 14501 | 67 | 25 | 189 | 42 | 123 | 102 | 12130 | 10011 | 3506 | 2143 |
| | c | 870 | -1 | -1 | -10 | -6 | 1 | 2 | 762 | 633 | 148 | 94 |
| | d | 106,4 | 98,5 | 96,2 | 95,0 | 87,5 | 100,8 | 102,0 | 106,7 | 106,7 | 104,4 | 104,6 |
| Górnictwo i wydobywanie..... | a | 381 | 2 | - | 2 | 1 | 1 | - | 283 | 217 | 137 | 96 |
| <i>Mining and quarrying</i> | b | 409 | 3 | - | 2 | 1 | 1 | - | 314 | 249 | 131 | 92 |
| | c | 28 | 1 | - | - | - | - | - | 31 | 32 | -6 | -4 |
| | d | 107,3 | 150,0 | x | 100,0 | 100,0 | 100,0 | x | 111,0 | 114,7 | 95,6 | 95,8 |
| wydobywanie węgla kamiennego i węgla brunat- nego (lignitu) | a | 25 | - | - | - | - | - | - | 18 | 11 | 13 | 7 |
| <i>mining of coal and lignite</i> | b | 22 | - | - | - | - | - | - | 18 | 10 | 11 | 4 |
| | c | -3 | - | - | - | - | - | - | - | -1 | -2 | -3 |
| | d | 88,0 | x | x | x | x | x | x | 100,0 | 90,9 | 84,6 | 57,1 |
| górnictwo ropy naftowej i gazu ziemnego | a | 81 | - | - | - | - | - | - | 33 | 23 | 56 | 48 |
| <i>extraction of crude petroleum and natural gas</i> | b | 83 | - | - | - | - | - | - | 33 | 26 | 56 | 50 |
| | c | 2 | - | - | - | - | - | - | - | 3 | - | 2 |
| | d | 102,5 | x | x | x | x | x | x | 100,0 | 113,0 | 100,0 | 104,2 |
| górnictwo rud metali | a | 10 | - | - | - | - | - | - | 1 | - | 9 | 9 |
| <i>mining of metal ores</i> | b | 12 | - | - | - | - | - | - | 4 | 2 | 9 | 8 |
| | c | 2 | - | - | - | - | - | - | 3 | 2 | - | -1 |
| | d | 120,0 | x | x | x | x | x | x | 400,0 | x | 100,0 | 88,9 |

1 Sumy danych wg rodzajów kapitału nie równają się ich ogólnej liczbie, ponieważ spółki o mieszanym kapitale występują w dwóch lub więcej rubrykach tabeli, zależnie od rodzajów kapitału zaangażowanego w spółce. 2 Krajowych osób fizycznych i pozostałych krajowych jednostek prywatnych.

1 Grand total by types of capital is not sum of totals because one company can occur in more than one column depending on whether the capital is owned by two or more ownerships. 2 Domestic natural persons and other domestic private entities.

TABL. 16. SPÓŁKI HANDLOWE WEDŁUG RODZAJU KAPITAŁU ORAZ SEKCJI I DZIAŁÓW POLSKIEJ KLASYFIKACJI DZIAŁALNOŚCI (cd.)
COMMERCIAL COMPANIES BY TYPE OF CAPITAL AND SECTIONS AND DIVISIONS OF THE POLISH CLASSIFICATION OF ACTIVITIES (cont.)

| WYSZCZEGÓLNIENIE SPECIFICATION a – 31 XII 2013 b – 31 XII 2014 c – przyrost/spadek increase/decrease d – 2013 = 100 | Ogółem ¹ Grand total ¹ | Według rodzaju kapitału By types of capital | | | | | | | | | | |
|---|--|---|-------------------------------------|---|---------------------------------------|--|---------------------------------------|---|---------------------------------------|--------------------------------|---------------------------------------|------------------------------|
| | | Skarbu Państwa State Treasury | | państwowych osób prawnych state legal persons | | samorządu terytorialnego local self-government | | prywatnego krajowego ² domestic private ² | | zagranicznego foreign entities | | |
| | | razem total | w tym jednoosobowe sole shareholder | razem total | w tym o jednolitym rodzaju homogenous | razem total | w tym o jednolitym rodzaju homogenous | razem total | w tym o jednolitym rodzaju homogenous | razem total | w tym o jednolitym rodzaju homogenous | |
| Przemysł (cd.) Industry (cont.) | | | | | | | | | | | | |
| Górnictwo i wydobywanie (dok.) Mining and quarrying (cont.) | | | | | | | | | | | | |
| pozostałe górnictwo i wydobywanie other mining and quarrying | a b c d | 182 202 20 111,0 | 2 3 1 150,0 | – – – x | 2 2 – 100,0 | 1 1 – 100,0 | 1 1 – 100,0 | – – – x | 164 184 20 112,2 | 136 156 20 114,7 | 31 28 -3 90,3 | 16 15 -1 93,8 |
| działalność usługowa wspomagająca górnictwo ^Δ mining support service activities | a b c d | 83 90 7 108,4 | – – – x | – – – x | – – – x | – – – x | – – – x | – – – x | 67 75 8 111,9 | 47 55 8 117,0 | 28 27 -1 96,4 | 16 15 -1 93,8 |
| Przetwórstwo przemysłowe..... Manufacturing | a b c d | 10890 11594 704 106,5 | 59 57 -2 96,6 | 23 22 -1 95,7 | 181 176 -5 97,2 | 38 36 -2 94,7 | 8 8 – 100,0 | 3 3 – 100,0 | 9187 9776 589 106,4 | 7622 8101 479 106,3 | 2684 2831 147 105,5 | 1607 1708 101 106,3 |
| produkcja artykułów spożywczych manufacture of food products | a b c d | 1494 1604 110 107,4 | 5 5 – 100,0 | 2 2 – 100,0 | 14 14 – 100,0 | 1 1 – 100,0 | – – – x | – – – x | 1240 1334 94 107,6 | 996 1076 80 108,0 | 438 459 21 104,8 | 248 262 14 105,6 |
| produkcja napojów..... manufacture of beverages | a b c d | 231 237 6 102,6 | 2 1 -1 50,0 | – – – x | 2 1 -1 50,0 | – – – x | – – – x | – – – x | 196 199 3 101,5 | 145 148 3 102,1 | 74 78 4 105,4 | 33 36 3 109,1 |
| produkcja wyrobów tytoniowych manufacture of tobacco products | a b c d | 9 14 5 155,6 | – – – x | – – – x | – – – x | – – – x | – – – x | – – – x | 7 11 4 157,1 | 5 8 3 160,0 | 2 4 2 200,0 | 2 3 1 150,0 |
| produkcja wyrobów tekstylnych manufacture of textiles | a b c d | 174 194 20 111,5 | – – – x | – – – x | 1 1 – 100,0 | 1 1 – 100,0 | – – – x | – – – x | 137 150 13 109,5 | 115 125 10 108,7 | 54 63 9 116,7 | 36 43 7 119,4 |
| produkcja odzieży..... manufacture of wearing apparel | a b c d | 533 556 23 104,3 | 3 3 – 100,0 | 1 1 – 100,0 | 12 11 -1 91,7 | 3 2 -1 66,7 | 1 1 – 100,0 | – – – x | 432 451 19 104,4 | 356 376 20 105,6 | 159 163 4 102,5 | 94 98 4 104,3 |
| produkcja skór i wyrobów skórzanych ^Δ manufacture of leather and related products | a b c d | 120 122 2 101,7 | 1 1 – 100,0 | 1 1 – 100,0 | – – – x | – – – x | – – – x | – – – x | 103 103 – 100,0 | 86 87 1 101,2 | 31 32 1 103,2 | 16 17 1 106,3 |

1 Sumy danych wg rodzajów kapitału nie równają się ich ogólnej liczbie, ponieważ spółki o mieszanym kapitale występują w dwóch lub więcej rubrykach tabeli, zależnie od rodzajów kapitału zaangażowanego w spółce. 2 Krajowych osób fizycznych i pozostałych krajowych jednostek prywatnych.

1 Grand total by types of capital is not sum of totals because one company can occur in more than one column depending on whether the capital is owned by two or more ownerships. 2 Domestic natural persons and other domestic private entities.

TABL. 16. SPÓŁKI HANDLOWE WEDŁUG RODZAJU KAPITAŁU ORAZ SEKCJI I DZIAŁÓW POLSKIEJ
KLASYFIKACJI DZIAŁALNOŚCI (cd.)
COMMERCIAL COMPANIES BY TYPE OF CAPITAL AND SECTIONS AND DIVISIONS OF THE
POLISH CLASSIFICATION OF ACTIVITIES (cont.)

| WYSZCZEGÓLNIENIE SPECIFICATION a – 31 XII 2013 b – 31 XII 2014 c – przyrost/spadek increase/decrease d – 2013 = 100 | Ogółem ¹ Grand total ¹ | Według rodzaju kapitału By types of capital | | | | | | | | | | |
|---|--|---|---|--|---|--|---|---|---|-----------------------------------|---|-------------|
| | | Skarbu Państwa State Treasury | | państwowych osób prawnych state legal persons | | samorządu terytorialnego local self- government | | prywatnego krajowego ² domestic private ² | | zagranicznego foreign entities | | |
| | | razem total | w tym jedno- osobo- we sole share- holder | razem total | w tym o jedno- rodnym rodzaju homo- genous | razem total | w tym o jedno- rodnym rodzaju homo- genous | razem total | w tym o jedno- rodnym rodzaju homo- genous | razem total | w tym o jedno- rodnym rodzaju homo- genous | |
| Przemysł (cd.) Industry (cont.) | | | | | | | | | | | | |
| Przetwórstwo przemysłowe (cd.) Manufacturing (cont.) | | | | | | | | | | | | |
| produkcja wyrobów z drewna, korka, słomy i wikliny ^Δ | a b | 533 566 | 2 2 | 1 1 | 7 7 | 1 1 | – – | – – | 489 515 | 416 441 | 95 103 | 42 48 |
| manufacture of products of wood cork, straw and wicker ^Δ | c d | 33 106,2 | – 100,0 | – 100,0 | – 100,0 | – 100,0 | – x | – x | 26 105,3 | 25 106,0 | 8 108,4 | 6 114,3 |
| produkcja papieru i wyrobów z papieru | a b | 258 271 | 1 1 | – – | – – | – – | 1 1 | – – | 219 233 | 187 199 | 56 56 | 39 37 |
| manufacture of paper and paper products | c d | 13 105,0 | – 100,0 | – x | – x | – x | – 100,0 | – x | 14 106,4 | 12 106,4 | – 100,0 | -2 94,9 |
| poligrafia i reprodukcja zapisanych nośników informacji | a b | 972 1015 | 3 3 | 3 3 | 4 4 | – – | – – | – – | 882 912 | 785 807 | 137 153 | 86 97 |
| printing and reproduction of recorded media | c d | 43 104,4 | – 100,0 | – 100,0 | – 100,0 | – x | – x | – x | 30 103,4 | 22 102,8 | 16 111,7 | 11 112,8 |
| produkcja koksu i produktów rafinacji ropy naftowej ^Δ | a b | 82 85 | 3 3 | – – | – – | – – | – – | – – | 68 74 | 57 62 | 19 17 | 14 11 |
| manufacture of coke and refined petroleum products | c d | 3 103,7 | – 100,0 | – x | – x | – x | – x | – x | 6 108,8 | 5 108,8 | -2 89,5 | -3 78,6 |
| produkcja chemikaliów i wyrobów chemicznych | a b | 552 586 | 2 2 | 1 1 | 8 8 | 3 3 | – – | – – | 448 480 | 370 389 | 153 159 | 100 101 |
| manufacture of chemicals and chemical products | c d | 34 106,2 | – 100,0 | – 100,0 | – 100,0 | – 100,0 | – x | – x | 32 107,1 | 19 105,1 | 6 103,9 | 1 101,0 |
| produkcja wyrobów farmaceutycznych ^Δ | a b | 175 196 | 2 2 | 1 1 | 6 6 | – – | – – | – – | 140 156 | 102 116 | 60 65 | 34 39 |
| manufacture of pharmaceutical products ^Δ | c d | 21 112,0 | – 100,0 | – 100,0 | – 100,0 | – x | – x | – x | 16 111,4 | 14 113,7 | 5 108,3 | 5 114,7 |
| produkcja wyrobów z gumy i tworzyw sztucznych | a b | 722 762 | 2 2 | – – | 12 11 | – – | 1 1 | 1 1 | 609 645 | 508 538 | 185 192 | 109 113 |
| manufacture of rubber and plastic products | c d | 40 105,5 | – 100,0 | – x | -1 91,7 | – x | – 100,0 | – 100,0 | 36 105,9 | 30 105,9 | 7 103,8 | 4 103,7 |
| produkcja wyrobów z pozostałych mineralnych surowców | a b | 624 655 | 1 1 | 1 1 | 11 11 | 3 3 | – – | – – | 552 581 | 469 493 | 120 124 | 67 68 |
| niemetalicznych | c d | 31 105,0 | – 100,0 | – 100,0 | – 100,0 | – 100,0 | – x | – x | 29 105,3 | 24 105,1 | 4 103,3 | 1 101,5 |
| manufacture of other non-metallic mineral products | | | | | | | | | | | | |
| produkcja metali | a | 123 | 2 | – | 2 | – | – | – | 95 | 75 | 41 | 28 |
| manufacture of basic metals | b | 133 | 2 | – | 2 | – | – | – | 104 | 83 | 42 | 29 |
| | c | 10 | – | – | – | – | – | – | 9 | 8 | 1 | 1 |
| | d | 108,1 | 100,0 | x | 100,0 | x | x | x | 109,5 | 110,7 | 102,4 | 103,6 |

¹ Sumy danych wg rodzajów kapitału nie równają się ich ogólnej liczbie, ponieważ spółki o mieszanym kapitale występują w dwóch lub więcej rubrykach tabeli, zależnie od rodzajów kapitału zaangażowanego w spółce. ² Krajowych osób fizycznych i pozostałych krajowych jednostek prywatnych.

¹ Grand total by types of capital is not sum of totals because one company can occur in more than one column depending on whether the capital is owned by two or more ownerships. ² Domestic natural persons and other domestic private entities.

TABL. 16. SPÓŁKI HANDLOWE WEDŁUG RODZAJU KAPITAŁU ORAZ SEKCJI I DZIAŁÓW POLSKIEJ
KLASYFIKACJI DZIAŁALNOŚCI (cd.)
COMMERCIAL COMPANIES BY TYPE OF CAPITAL AND SECTIONS AND DIVISIONS OF THE
POLISH CLASSIFICATION OF ACTIVITIES (cont.)

| WYSZCZEGÓLNIENIE SPECIFICATION a – 31 XII 2013 b – 31 XII 2014 c – przyrost/spadek increase/decrease d – 2013 = 100 | Ogółem ¹ Grand total ¹ | Według rodzaju kapitału <i>By types of capital</i> | | | | | | | | | | |
|---|--|--|---|--|---|--|---|---|---|-----------------------------------|---|-------|
| | | Skarbu Państwa <i>State Treasury</i> | | państwowych osób prawnych state legal persons | | samorządu terytorialnego local self- government | | prywatnego krajowego ² domestic private ² | | zagranicznego foreign entities | | |
| | | razem <i>total</i> | w tym jedno- osobo- we sole share- holder | razem <i>total</i> | w tym o jedno- rodnym rodzaju homo- genous | razem <i>total</i> | w tym o jedno- rodnym rodzaju homo- genous | razem <i>total</i> | w tym o jedno- rodnym rodzaju homo- genous | razem <i>total</i> | w tym o jedno- rodnym rodzaju homo- genous | |
| Przemysł (cd.) | | | | | | | | | | | | |
| Industry (cont.) | | | | | | | | | | | | |
| Przetwórstwo przemysłowe (dok.) | | | | | | | | | | | | |
| <i>Manufacturing (cont.)</i> | | | | | | | | | | | | |
| produkcja wyrobów z metali ^Δ | a | 931 | 3 | 2 | 18 | 4 | 2 | – | 801 | 673 | 203 | 122 |
| <i>manufacture of metal products^Δ</i> | b | 988 | 2 | 2 | 18 | 4 | 2 | – | 847 | 716 | 215 | 132 |
| | c | 57 | -1 | – | – | – | – | – | 46 | 43 | 12 | 10 |
| | d | 106,1 | 66,7 | 100,0 | 100,0 | 100,0 | 100,0 | x | 105,7 | 106,4 | 105,9 | 108,2 |
| produkcja komputerów, wyrobów | a | 634 | 12 | 3 | 23 | 9 | – | – | 516 | 412 | 172 | 102 |
| elektronicznych i optycznych | b | 666 | 11 | 3 | 21 | 9 | – | – | 547 | 434 | 177 | 104 |
| <i>manufacture of computer,</i> | c | 32 | -1 | – | -2 | – | – | – | 31 | 22 | 5 | 2 |
| <i>electronic and optical products</i> | d | 105,0 | 91,7 | 100,0 | 91,3 | 100,0 | x | x | 106,0 | 105,3 | 102,9 | 102,0 |
| produkcja urządzeń | a | 252 | 2 | 2 | 6 | – | – | – | 208 | 174 | 64 | 41 |
| elektrycznych | b | 272 | 2 | 2 | 6 | – | – | – | 221 | 178 | 73 | 47 |
| <i>manufacture of electrical</i> | c | 20 | – | – | – | – | – | – | 13 | 4 | 9 | 6 |
| <i>equipment</i> | d | 107,9 | 100,0 | 100,0 | 100,0 | x | x | x | 106,3 | 102,3 | 114,1 | 114,6 |
| produkcja maszyn i urządzeń ^Δ | a | 562 | 2 | 1 | 23 | 6 | 2 | 1 | 452 | 357 | 162 | 97 |
| <i>manufacture of machinery</i> | b | 596 | 3 | – | 24 | 6 | 2 | 1 | 484 | 380 | 162 | 98 |
| <i>and equipment n.e.c.</i> | c | 34 | 1 | -1 | 1 | – | – | – | 32 | 23 | – | 1 |
| | d | 106,0 | 150,0 | x | 104,3 | 100,0 | 100,0 | 100,0 | 107,1 | 106,4 | 100,0 | 101,0 |
| produkcja pojazdów | a | 148 | 4 | 2 | 1 | – | – | – | 112 | 82 | 59 | 34 |
| samochodowych, przyczep | b | 161 | 4 | 2 | 1 | – | – | – | 120 | 88 | 63 | 38 |
| i naczep ^Δ | c | 13 | – | – | – | – | – | – | 8 | 6 | 4 | 4 |
| <i>manufacture of motor vehicles,</i> | d | 108,8 | 100,0 | 100,0 | 100,0 | x | x | x | 107,1 | 107,3 | 106,8 | 111,8 |
| <i>trailers and semi-trailers</i> | | | | | | | | | | | | |
| produkcja pozostałego sprzętu | a | 166 | 2 | – | 4 | 1 | – | – | 143 | 123 | 31 | 20 |
| transportowego | b | 182 | 2 | – | 4 | 1 | – | – | 154 | 131 | 35 | 24 |
| <i>manufacture of other transport</i> | c | 16 | – | – | – | – | – | – | 11 | 8 | 4 | 4 |
| <i>equipment</i> | d | 109,6 | 100,0 | x | 100,0 | 100,0 | x | x | 107,7 | 106,5 | 112,9 | 120,0 |
| produkcja mebli..... | a | 327 | – | – | 3 | 1 | – | – | 277 | 230 | 82 | 47 |
| <i>manufacture of furniture</i> | b | 349 | – | – | 3 | 1 | – | – | 295 | 244 | 85 | 49 |
| | c | 22 | – | – | – | – | – | – | 18 | 14 | 3 | 2 |
| | d | 106,7 | x | x | 100,0 | 100,0 | x | x | 106,5 | 106,1 | 103,7 | 104,3 |
| pozostała produkcja wyrobów..... | a | 546 | 2 | 1 | 16 | 3 | – | – | 454 | 387 | 127 | 87 |
| <i>other manufacturing</i> | b | 573 | 2 | 1 | 16 | 3 | – | – | 477 | 402 | 133 | 91 |
| | c | 27 | – | – | – | – | – | – | 23 | 15 | 6 | 4 |
| | d | 104,9 | 100,0 | 100,0 | 100,0 | 100,0 | x | x | 105,1 | 103,9 | 104,7 | 104,6 |

1 Sumy danych wg rodzajów kapitału nie równają się ich ogólnej liczbie, ponieważ spółki o mieszanym kapitale występują w dwóch lub więcej rubrykach tablicy, zależnie od rodzajów kapitału zaangażowanego w spółce. 2 Krajowych osób fizycznych i pozostałych krajowych jednostek prywatnych.

1 Grand total by types of capital is not sum of totals because one company can occur in more than one column depending on whether the capital is owned by two or more ownerships. 2 Domestic natural persons and other domestic private entities.

TABL. 16. SPÓŁKI HANDLOWE WEDŁUG RODZAJU KAPITAŁU ORAZ SEKCJI I DZIAŁÓW POLSKIEJ
KLASYFIKACJI DZIAŁALNOŚCI (cd.)
COMMERCIAL COMPANIES BY TYPE OF CAPITAL AND SECTIONS AND DIVISIONS OF THE
POLISH CLASSIFICATION OF ACTIVITIES (cont.)

| WYSZCZEGÓLNIENIE SPECIFICATION a – 31 XII 2013 b – 31 XII 2014 c – przyrost/spadek increase/decrease d – 2013 = 100 | Ogółem ¹ Grand total ¹ | Według rodzaju kapitału By types of capital | | | | | | | | | | |
|--|--|---|---|--|---|--|---|---|---|-----------------------------------|---|---------------------------|
| | | Skarbu Państwa State Treasury | | państwowych osób prawnych state legal persons | | samorządu terytorialnego local self- government | | prywatnego krajowego ² domestic private ² | | zagranicznego foreign entities | | |
| | | razem total | w tym jedno- osobo- we sole share- holder | razem total | w tym o jedno- rodnym rodzaju homo- genous | razem total | w tym o jedno- rodnym rodzaju homo- genous | razem total | w tym o jedno- rodnym rodzaju homo- genous | razem total | w tym o jedno- rodnym rodzaju homo- genous | |
| Przemysł (dok.) Industry (cont.) | | | | | | | | | | | | |
| naprawa, konserwacja i instalowanie maszyn i urządzeń <i>repair and installation of machinery and equipment</i> | a b c d | 722 811 89 112,3 | 3 3 – 100,0 | 1 1 – 100,0 | 8 7 -1 87,5 | 2 1 -1 50,0 | 1 1 – 100,0 | 1 1 – 100,0 | 607 683 76 112,5 | 512 580 68 113,3 | 160 178 18 111,3 | 109 123 14 112,8 |
| Wytwarzanie i zaopatrywanie w energię elektryczną, gaz, parę wodną i gorącą wodę ^Δ <i>Electricity, gas, steam and air conditioning supply</i> | a b c d | 1599 1673 74 104,6 | 7 7 – 100,0 | 3 3 – 100,0 | 12 8 -4 66,7 | 9 5 -4 55,6 | 31 31 – 100,0 | 26 26 – 100,0 | 1291 1367 76 105,9 | 1042 1105 63 106,0 | 396 401 5 101,3 | 269 268 -1 99,6 |
| Dostawa wody; gospodarowanie ściekami i odpadami; rekultywacja ^Δ <i>Water supply; sewerage, waste management and remediation activities</i> | a b c d | 761 825 64 108,4 | – – – x | – – – x | 4 3 -1 75,0 | – – – x | 82 83 1 101,2 | 71 73 2 102,8 | 607 673 66 110,9 | 497 556 59 111,9 | 141 143 2 101,4 | 77 75 -2 97,4 |
| pobór, uzdatnianie i dostarczanie wody <i>water collection, treatment and supply</i> | a b c d | 72 76 4 105,6 | – – – x | – – – x | 1 1 – 100,0 | – – – x | 51 52 1 102,0 | 48 49 1 102,1 | 17 20 3 117,6 | 13 15 2 115,4 | 8 8 – 100,0 | 6 6 – 100,0 |
| odprowadzanie i oczyszczanie ścieków <i>sewerage</i> | a b c d | 43 48 5 111,6 | – – – x | – – – x | – – – x | – – – x | 11 11 – 100,0 | 11 11 – 100,0 | 27 33 6 122,2 | 21 27 6 128,6 | 9 9 – 100,0 | 5 4 -1 80,0 |
| gospodarka odpadami; odzysk surowców ^Δ <i>waste collection, treatment and disposal activities; materials recovery</i> | a b c d | 578 623 45 107,8 | – – – x | – – – x | 3 2 -1 66,7 | – – – x | 18 18 – 100,0 | 10 11 1 110,0 | 501 548 47 109,4 | 415 457 42 110,1 | 109 111 2 101,8 | 62 61 -1 98,4 |
| rekultywacja ^Δ <i>remediation activities^Δ</i> | a b c d | 68 78 10 114,7 | – – – x | – – – x | – – – x | – – – x | 2 2 – 100,0 | 2 2 – 100,0 | 62 72 10 116,1 | 48 57 9 118,8 | 15 15 – 100,0 | 4 4 – 100,0 |

¹ Sumy danych wg rodzajów kapitału nie równają się ich ogólnej liczbie, ponieważ spółki o mieszanym kapitale występują w dwóch lub więcej rubrykach tablicy, zależnie od rodzajów kapitału zaangażowanego w spółce. ² Krajowych osób fizycznych i pozostałych krajowych jednostek prywatnych.

¹ Grand total by types of capital is not sum of totals because one company can occur in more than one column depending on whether the capital is owned by two or more ownerships. ² Domestic natural persons and other domestic private entities.

TABL. 16. SPÓŁKI HANDLOWE WEDŁUG RODZAJU KAPITAŁU ORAZ SEKCJI I DZIAŁÓW POLSKIEJ
KLASYFIKACJI DZIAŁALNOŚCI (cd.)
COMMERCIAL COMPANIES BY TYPE OF CAPITAL AND SECTIONS AND DIVISIONS OF THE
POLISH CLASSIFICATION OF ACTIVITIES (cont.)

| WYSZCZEGÓLNIENIE SPECIFICATION a – 31 XII 2013 b – 31 XII 2014 c – przyrost/spadek increase/decrease d – 2013 = 100 | Ogółem ¹ Grand total ¹ | Według rodzaju kapitału By types of capital | | | | | | | | | | |
|---|--|---|---|--|---|--|---|---|---|-----------------------------------|---|--------------|
| | | Skarbu Państwa State Treasury | | państwowych osób prawnych state legal persons | | samorządu terytorialnego local self- government | | prywatnego krajowego ² domestic private ² | | zagranicznego foreign entities | | |
| | | razem total | w tym jedno- osobo- we sole share- holder | razem total | w tym o jedno- rodnym rodzaju homo- genous | razem total | w tym o jedno- rodnym rodzaju homo- genous | razem total | w tym o jedno- rodnym rodzaju homo- genous | razem total | w tym o jedno- rodnym rodzaju homo- genous | |
| Budownictwo..... | a | 11755 | 23 | 2 | 102 | 24 | 45 | 27 | 9885 | 8462 | 2581 | 1800 |
| Construction | b | 12637 | 21 | 2 | 98 | 22 | 44 | 27 | 10619 | 9086 | 2726 | 1915 |
| | c | 882 | -2 | - | -4 | -2 | -1 | - | 734 | 624 | 145 | 115 |
| | d | 107,5 | 91,3 | 100,0 | 96,1 | 91,7 | 97,8 | 100,0 | 107,4 | 107,4 | 105,6 | 106,4 |
| Budowa budynków ^Δ | a | 8740 | 14 | 1 | 83 | 17 | 29 | 18 | 7196 | 6090 | 2111 | 1491 |
| Construction of buildings | b | 9339 | 12 | 1 | 80 | 16 | 29 | 19 | 7710 | 6517 | 2194 | 1551 |
| | c | 599 | -2 | - | -3 | -1 | - | 1 | 514 | 427 | 83 | 60 |
| | d | 106,9 | 85,7 | 100,0 | 96,4 | 94,1 | 100,0 | 105,6 | 107,1 | 107,0 | 103,9 | 104,0 |
| Budowa obiektów inżynierii lądowej i wodnej ^Δ | a | 752 | 7 | 1 | 6 | 3 | 12 | 7 | 649 | 558 | 124 | 92 |
| Civil engineering | b | 830 | 7 | 1 | 6 | 3 | 12 | 7 | 709 | 610 | 146 | 110 |
| | c | 78 | - | - | - | - | - | - | 60 | 52 | 22 | 18 |
| | d | 110,4 | 100,0 | 100,0 | 100,0 | 100,0 | 100,0 | 100,0 | 109,2 | 109,3 | 117,7 | 119,6 |
| Roboty budowlane specjalistyczne | a | 2263 | 2 | - | 13 | 4 | 4 | 2 | 2040 | 1814 | 346 | 217 |
| Specialised construction activities | b | 2468 | 2 | - | 12 | 3 | 3 | 1 | 2200 | 1959 | 386 | 254 |
| | c | 205 | - | - | -1 | -1 | -1 | -1 | 160 | 145 | 40 | 37 |
| | d | 109,1 | 100,0 | x | 92,3 | 75,0 | 75,0 | 50,0 | 107,8 | 108,0 | 111,6 | 117,1 |
| Handel; naprawa pojazdów samochodowych^Δ | a | 34696 | 46 | 10 | 159 | 35 | 12 | 2 | 24468 | 20653 | 12998 | 10160 |
| Trade; repair of motor vehicles^Δ | b | 37613 | 44 | 9 | 155 | 32 | 10 | 2 | 26306 | 22222 | 14131 | 11156 |
| | c | 2917 | -2 | -1 | -4 | -3 | -2 | - | 1838 | 1569 | 1133 | 996 |
| | d | 108,4 | 95,7 | 90,0 | 97,5 | 91,4 | 83,3 | 100,0 | 107,5 | 107,6 | 108,7 | 109,8 |
| Handel hurtowy i detaliczny pojazdami samochodowymi oraz ich naprawa ^Δ | a | 2052 | 2 | - | 8 | 1 | - | - | 1740 | 1444 | 469 | 309 |
| Wholesale and retail trade and repair of motor vehicles and motorcycles | b | 2201 | 2 | - | 8 | 1 | - | - | 1835 | 1535 | 515 | 357 |
| | c | 149 | - | - | - | - | - | - | 95 | 91 | 46 | 48 |
| | d | 107,3 | 100,0 | x | 100,0 | 100,0 | x | x | 105,5 | 106,3 | 109,8 | 115,5 |
| Handel hurtowy ^Δ | a | 25054 | 37 | 5 | 120 | 27 | 8 | 1 | 17002 | 14222 | 10209 | 8005 |
| Wholesale trade ^Δ | b | 26967 | 35 | 4 | 117 | 25 | 7 | 1 | 18118 | 15159 | 11070 | 8759 |
| | c | 1913 | -2 | -1 | -3 | -2 | -1 | - | 1116 | 937 | 861 | 754 |
| | d | 107,6 | 94,6 | 80,0 | 97,5 | 92,6 | 87,5 | 100,0 | 106,6 | 106,6 | 108,4 | 109,4 |
| Handel detaliczny ^Δ | a | 7590 | 7 | 5 | 31 | 7 | 4 | 1 | 5726 | 4987 | 2320 | 1846 |
| Retail trade ^Δ | b | 8445 | 7 | 5 | 30 | 6 | 3 | 1 | 6353 | 5528 | 2546 | 2040 |
| | c | 855 | - | - | -1 | -1 | -1 | - | 627 | 541 | 226 | 194 |
| | d | 111,3 | 100,0 | 100,0 | 96,8 | 85,7 | 75,0 | 100,0 | 111,0 | 110,8 | 109,7 | 110,5 |
| Transport i gospodarka magazynowa | a | 3164 | 25 | 12 | 31 | 10 | 21 | 17 | 2567 | 2221 | 771 | 550 |
| Transportation and storage | b | 3550 | 25 | 11 | 30 | 9 | 22 | 18 | 2858 | 2472 | 865 | 626 |
| | c | 386 | - | -1 | -1 | -1 | 1 | 1 | 291 | 251 | 94 | 76 |
| | d | 112,2 | 100,0 | 91,7 | 96,8 | 90,0 | 104,8 | 105,9 | 111,3 | 111,3 | 112,2 | 113,8 |

1 Sumy danych wg rodzajów kapitału nie równają się ich ogólnej liczbie, ponieważ spółki o mieszanym kapitale występują w dwóch lub więcej rubrykach tablicy, zależnie od rodzajów kapitału zaangażowanego w spółce. 2 Krajowych osób fizycznych i pozostałych krajowych jednostek prywatnych.

1 Grand total by types of capital is not sum of totals because one company can occur in more than one column depending on whether the capital is owned by two or more ownerships. 2 Domestic natural persons and other domestic private entities.

TABL. 16. SPÓŁKI HANDLOWE WEDŁUG RODZAJU KAPITAŁU ORAZ SEKCJI I DZIAŁÓW POLSKIEJ KLASYFIKACJI DZIAŁALNOŚCI (cd.)
COMMERCIAL COMPANIES BY TYPE OF CAPITAL AND SECTIONS AND DIVISIONS OF THE POLISH CLASSIFICATION OF ACTIVITIES (cont.)

| WYSZCZEGÓLNIENIE SPECIFICATION a – 31 XII 2013 b – 31 XII 2014 c – przyrost/spadek increase/decrease d – 2013 = 100 | Ogółem ¹ Grand total ¹ | Według rodzaju kapitału By types of capital | | | | | | | | | | |
|---|--|---|-------------------------------------|---|---------------------------------------|--|---------------------------------------|---|---------------------------------------|--------------------------------|---------------------------------------|-------|
| | | Skarbu Państwa State Treasury | | państwowych osób prawnych state legal persons | | samorządu terytorialnego local self-government | | prywatnego krajowego ² domestic private ² | | zagranicznego foreign entities | | |
| | | razem total | w tym jednoosobowe sole shareholder | razem total | w tym o jednolitym rodzaju homogenous | razem total | w tym o jednolitym rodzaju homogenous | razem total | w tym o jednolitym rodzaju homogenous | razem total | w tym o jednolitym rodzaju homogenous | |
| Transport i gospodarka magazynowa (dok.) Transportation and storage (cont.) | | | | | | | | | | | | |
| Transport lądowy i rurociągowy ^Δ Land and pipeline transport ^Δ | a | 1951 | 16 | 9 | 14 | 5 | 18 | 16 | 1601 | 1438 | 420 | 317 |
| | b | 2203 | 15 | 8 | 14 | 5 | 19 | 17 | 1787 | 1599 | 488 | 374 |
| | c | 252 | -1 | -1 | - | - | 1 | 1 | 186 | 161 | 68 | 57 |
| | d | 112,9 | 93,8 | 88,9 | 100,0 | 100,0 | 105,6 | 106,3 | 111,6 | 111,2 | 116,2 | 118,0 |
| Transport wodny..... Water transport | a | 31 | - | - | - | - | - | - | 22 | 13 | 14 | 9 |
| | b | 36 | - | - | - | - | - | - | 26 | 17 | 15 | 10 |
| | c | 5 | - | - | - | - | - | - | 4 | 4 | 1 | 1 |
| | d | 116,1 | x | x | x | x | x | x | 118,2 | 130,8 | 107,1 | 111,1 |
| Transport lotniczy..... Air transport | a | 92 | 1 | - | 1 | - | 1 | - | 71 | 49 | 32 | 21 |
| | b | 99 | 1 | - | 1 | - | 1 | - | 78 | 52 | 34 | 21 |
| | c | 7 | - | - | - | - | - | - | 7 | 3 | 2 | - |
| | d | 107,6 | 100,0 | x | 100,0 | x | 100,0 | x | 109,9 | 106,1 | 106,3 | 100,0 |
| Magazynowanie i działalność usługowa wspomagająca transport Warehousing and support activities for transportation | a | 1005 | 7 | 2 | 16 | 5 | 2 | 1 | 807 | 663 | 283 | 185 |
| | b | 1106 | 8 | 2 | 15 | 4 | 2 | 1 | 885 | 728 | 306 | 202 |
| | c | 101 | 1 | - | -1 | -1 | - | - | 78 | 65 | 23 | 17 |
| | d | 110,0 | 114,3 | 100,0 | 93,8 | 80,0 | 100,0 | 100,0 | 109,7 | 109,8 | 108,1 | 109,2 |
| Działalność pocztowa i kurierska Postal and courier activities | a | 85 | 1 | 1 | - | - | - | - | 66 | 58 | 22 | 18 |
| | b | 106 | 1 | 1 | - | - | - | - | 82 | 76 | 22 | 19 |
| | c | 21 | - | - | - | - | - | - | 16 | 18 | - | 1 |
| | d | 124,7 | 100,0 | 100,0 | x | x | x | x | 124,2 | 131,0 | 100,0 | 105,6 |
| Zakwaterowanie i gastronomia^Δ Accommodation and catering^Δ | a | 3025 | 5 | 2 | 9 | 3 | 3 | 2 | 2469 | 2055 | 812 | 546 |
| | b | 3423 | 5 | 2 | 9 | 3 | 3 | 2 | 2774 | 2320 | 909 | 632 |
| | c | 398 | - | - | - | - | - | - | 305 | 265 | 97 | 86 |
| | d | 113,2 | 100,0 | 100,0 | 100,0 | 100,0 | 100,0 | 100,0 | 112,4 | 112,9 | 111,9 | 115,8 |
| Zakwaterowanie..... Accommodation | a | 693 | 3 | 2 | 7 | 3 | 2 | 1 | 602 | 497 | 144 | 83 |
| | b | 786 | 3 | 2 | 7 | 3 | 2 | 1 | 684 | 570 | 157 | 93 |
| | c | 93 | - | - | - | - | - | - | 82 | 73 | 13 | 10 |
| | d | 113,4 | 100,0 | 100,0 | 100,0 | 100,0 | 100,0 | 100,0 | 113,6 | 114,7 | 109,0 | 112,0 |
| Gastronomia ^Δ Catering ^Δ | a | 2332 | 2 | - | 2 | - | 1 | 1 | 1867 | 1558 | 668 | 463 |
| | b | 2637 | 2 | - | 2 | - | 1 | 1 | 2090 | 1750 | 752 | 539 |
| | c | 305 | - | - | - | - | - | - | 223 | 192 | 84 | 76 |
| | d | 113,1 | 100,0 | x | 100,0 | x | 100,0 | 100,0 | 111,9 | 112,3 | 112,6 | 116,4 |

¹ Sumy danych wg rodzajów kapitału nie równają się ich ogólnej liczbie, ponieważ spółki o mieszanym kapitale występują w dwóch lub więcej rubrykach tabeli, zależnie od rodzajów kapitału zaangażowanego w spółce. ² Krajowych osób fizycznych i pozostałych krajowych jednostek prywatnych.

¹ Grand total by types of capital is not sum of totals because one company can occur in more than one column depending on whether the capital is owned by two or more ownerships. ² Domestic natural persons and other domestic private entities.

TABL. 16. SPÓŁKI HANDLOWE WEDŁUG RODZAJU KAPITAŁU ORAZ SEKCJI I DZIAŁÓW POLSKIEJ KLASYFIKACJI DZIAŁALNOŚCI (cd.)
COMMERCIAL COMPANIES BY TYPE OF CAPITAL AND SECTIONS AND DIVISIONS OF THE POLISH CLASSIFICATION OF ACTIVITIES (cont.)

| WYSZCZEGÓLNIENIE SPECIFICATION a – 31 XII 2013 b – 31 XII 2014 c – przyrost/spadek increase/decrease d – 2013 = 100 | Ogółem ¹ Grand total ¹ | Według rodzaju kapitału By types of capital | | | | | | | | | | |
|---|--|---|-------------------------------------|---|--|--|--|---|--|--------------------------------|--|--------------|
| | | Skarbu Państwa State Treasury | | państwowych osób prawnych state legal persons | | samorządu terytorialnego local self-government | | prywatnego krajowego ² domestic private ² | | zagranicznego foreign entities | | |
| | | razem total | w tym jednoosobowe sole shareholder | razem total | w tym o jednorodnym rodzaju homogenous | razem total | w tym o jednorodnym rodzaju homogenous | razem total | w tym o jednorodnym rodzaju homogenous | razem total | w tym o jednorodnym rodzaju homogenous | |
| Informacja i komunikacja Information and communication | a | 10466 | 31 | 10 | 46 | 6 | 6 | 2 | 9408 | 8047 | 1675 | 1030 |
| | b | 11502 | 30 | 10 | 49 | 6 | 7 | 2 | 10247 | 8737 | 1871 | 1182 |
| | c | 1036 | -1 | - | 3 | - | 1 | - | 839 | 690 | 196 | 152 |
| | d | 109,9 | 96,8 | 100,0 | 106,5 | 100,0 | 116,7 | 100,0 | 108,9 | 108,6 | 111,7 | 114,8 |
| Działalność wydawnicza..... Publishing activities | a | 2050 | 9 | 1 | 17 | 2 | 1 | - | 1847 | 1599 | 325 | 198 |
| | b | 2096 | 9 | 1 | 17 | 1 | 2 | - | 1888 | 1631 | 327 | 201 |
| | c | 46 | - | - | - | -1 | 1 | - | 41 | 32 | 2 | 3 |
| | d | 102,2 | 100,0 | 100,0 | 100,0 | 50,0 | 200,0 | x | 102,2 | 102,0 | 100,6 | 101,5 |
| Produkcja filmów, programów telewizyjnych i nagrań ^Δ Motion, sound and music publishing activities ^Δ | a | 1169 | 5 | 4 | 7 | 1 | 2 | 2 | 1062 | 930 | 165 | 99 |
| | b | 1269 | 5 | 4 | 7 | 1 | 2 | 2 | 1152 | 1003 | 179 | 108 |
| | c | 100 | - | - | - | - | - | - | 90 | 73 | 14 | 9 |
| | d | 108,6 | 100,0 | 100,0 | 100,0 | 100,0 | 100,0 | 100,0 | 108,5 | 107,8 | 108,5 | 109,1 |
| Nadawanie programów ogólnodostępnych i abonamentowych Programming and broadcasting activities | a | 192 | 5 | 3 | 1 | - | - | - | 169 | 142 | 40 | 20 |
| | b | 196 | 5 | 3 | 1 | - | - | - | 174 | 145 | 39 | 19 |
| | c | 4 | - | - | - | - | - | - | 5 | 3 | -1 | -1 |
| | d | 102,1 | 100,0 | 100,0 | 100,0 | x | x | x | 103,0 | 102,1 | 97,5 | 95,0 |
| Telekomunikacja..... Telecommunications | a | 823 | 4 | - | 5 | - | 1 | - | 664 | 547 | 227 | 156 |
| | b | 860 | 3 | - | 7 | 1 | 1 | - | 697 | 585 | 224 | 155 |
| | c | 37 | -1 | - | 2 | 1 | - | - | 33 | 38 | -3 | -1 |
| | d | 104,5 | 75,0 | x | 140,0 | x | 100,0 | x | 105,0 | 106,9 | 98,7 | 99,4 |
| Działalność związana z oprogramowaniem i doradztwo w zakresie informatyki ^Δ Computer programming and consultancy activities ^Δ | a | 3996 | 4 | - | 11 | 2 | 1 | - | 3574 | 3015 | 679 | 419 |
| | b | 4617 | 4 | - | 12 | 2 | 1 | - | 4074 | 3435 | 809 | 522 |
| | c | 621 | - | - | 1 | - | - | - | 500 | 420 | 130 | 103 |
| | d | 115,5 | 100,0 | x | 109,1 | 100,0 | 100,0 | x | 114,0 | 113,9 | 119,1 | 124,6 |
| Działalność usługowa w zakresie informacji Information service activities | a | 2236 | 4 | 2 | 5 | 1 | 1 | - | 2092 | 1814 | 239 | 138 |
| | b | 2464 | 4 | 2 | 5 | 1 | 1 | - | 2262 | 1938 | 293 | 177 |
| | c | 228 | - | - | - | - | - | - | 170 | 124 | 54 | 39 |
| | d | 110,2 | 100,0 | 100,0 | 100,0 | 100,0 | 100,0 | x | 108,1 | 106,8 | 122,6 | 128,3 |
| Działalność finansowa i ubezpieczeniowa Financial and insurance activities | a | 4417 | 30 | 5 | 32 | 7 | 6 | 2 | 3844 | 3221 | 846 | 554 |
| | b | 4931 | 30 | 6 | 30 | 8 | 7 | 2 | 4293 | 3614 | 893 | 577 |
| | c | 514 | - | 1 | -2 | 1 | 1 | - | 449 | 393 | 47 | 23 |
| | d | 111,6 | 100,0 | 120,0 | 93,8 | 114,3 | 116,7 | 100,0 | 111,7 | 112,2 | 105,6 | 104,2 |
| Finansowa działalność usługowa ^Δ ... Financial service activities ^Δ | a | 2776 | 21 | 4 | 15 | 4 | 6 | 2 | 2391 | 2012 | 562 | 375 |
| | b | 3121 | 21 | 5 | 13 | 4 | 7 | 2 | 2694 | 2273 | 594 | 386 |
| | c | 345 | - | 1 | -2 | - | 1 | - | 303 | 261 | 32 | 11 |
| | d | 112,4 | 100,0 | 125,0 | 86,7 | 100,0 | 116,7 | 100,0 | 112,7 | 113,0 | 105,7 | 102,9 |
| Ubezpieczenia, reasekuracja i fundusze emerytalne ^Δ Insurance, reinsurance and pension funding ^Δ | a | 73 | 2 | - | 2 | 1 | - | - | 43 | 28 | 42 | 29 |
| | b | 73 | 2 | - | 2 | 1 | - | - | 44 | 29 | 41 | 28 |
| | c | - | - | - | - | - | - | - | 1 | 1 | -1 | -1 |
| | d | 100,0 | 100,0 | x | 100,0 | 100,0 | x | x | 102,3 | 103,6 | 97,6 | 96,6 |

1 Sumy danych wg rodzajów kapitału nie równają się ich ogólnej liczbie, ponieważ spółki o mieszanym kapitale występują w dwóch lub więcej rubrykach tabeli, zależnie od rodzajów kapitału zaangażowanego w spółce. 2 Krajowych osób fizycznych i pozostałych krajowych jednostek prywatnych.

1 Grand total by types of capital is not sum of totals because one company can occur in more than one column depending on whether the capital is owned by two or more ownerships. 2 Domestic natural persons and other domestic private entities.

TABL. 16. SPÓŁKI HANDLOWE WEDŁUG RODZAJU KAPITAŁU ORAZ SEKCJI I DZIAŁÓW POLSKIEJ
KLASYFIKACJI DZIAŁALNOŚCI (cd.)
COMMERCIAL COMPANIES BY TYPE OF CAPITAL AND SECTIONS AND DIVISIONS OF THE
POLISH CLASSIFICATION OF ACTIVITIES (cont.)

| WYSZCZEGÓLNIENIE SPECIFICATION a – 31 XII 2013 b – 31 XII 2014 c – przyrost/spadek increase/decrease d – 2013 = 100 | Ogółem ¹ Grand total ¹ | Według rodzaju kapitału By types of capital | | | | | | | | | | |
|---|--|---|-------------------------------------|---|---|--|---|---|---|--------------------------------|---|-------|
| | | Skarbu Państwa State Treasury | | państwowych osób prawnych state legal persons | | samorządu terytorialnego local self-government | | prywatnego krajowego ² domestic private ² | | zagranicznego foreign entities | | |
| | | razem total | w tym jednoosobowe sole shareholder | razem total | w tym o jednolitym rodzaju rodzaju homogenous | razem total | w tym o jednolitym rodzaju rodzaju homogenous | razem total | w tym o jednolitym rodzaju rodzaju homogenous | razem total | w tym o jednolitym rodzaju rodzaju homogenous | |
| Działalność finansowa i ubezpieczeniowa (dok.) Financial and insurance activities (cont.) | | | | | | | | | | | | |
| Działalność wspomagająca | a | 1568 | 7 | 1 | 15 | 2 | – | – | 1410 | 1181 | 242 | 150 |
| usługi finansowe oraz | b | 1737 | 7 | 1 | 15 | 3 | – | – | 1555 | 1312 | 258 | 163 |
| ubezpieczenia i fundusze | c | 169 | – | – | – | 1 | – | – | 145 | 131 | 16 | 13 |
| emerytalne | d | 110,8 | 100,0 | 100,0 | 100,0 | 150,0 | x | x | 110,3 | 111,1 | 106,6 | 108,7 |
| <i>Activities auxiliary to financial services and insurance activities</i> | | | | | | | | | | | | |
| Obsługa rynku nieruchomości^A Real estate activities | a | 7232 | 19 | 4 | 28 | 8 | 42 | 32 | 5483 | 4517 | 2264 | 1698 |
| | b | 7864 | 17 | 4 | 29 | 8 | 42 | 32 | 6016 | 4970 | 2349 | 1766 |
| | c | 632 | -2 | – | 1 | – | – | – | 533 | 453 | 85 | 68 |
| | d | 108,7 | 89,5 | 100,0 | 103,6 | 100,0 | 100,0 | 100,0 | 109,7 | 110,0 | 103,8 | 104,0 |
| Działalność profesjonalna, naukowa i techniczna Professional, scientific and technical activities | a | 18404 | 39 | 12 | 113 | 22 | 12 | 3 | 15809 | 13698 | 3683 | 2536 |
| | b | 20357 | 39 | 12 | 120 | 24 | 11 | 3 | 17374 | 15095 | 3968 | 2779 |
| | c | 1953 | – | – | 7 | 2 | -1 | – | 1565 | 1397 | 285 | 243 |
| | d | 110,6 | 100,0 | 100,0 | 106,2 | 109,1 | 91,7 | 100,0 | 109,9 | 110,2 | 107,7 | 109,6 |
| Działalność prawnicza, rachunkowo-księgową i doradztwo podatkowe | a | 2907 | 1 | – | 5 | 1 | – | – | 2810 | 2518 | 198 | 94 |
| | b | 3213 | 1 | – | 7 | 1 | – | – | 3095 | 2767 | 221 | 102 |
| | c | 306 | – | – | 2 | – | – | – | 285 | 249 | 23 | 8 |
| | d | 110,5 | 100,0 | x | 140,0 | 100,0 | x | x | 110,1 | 109,9 | 111,6 | 108,5 |
| Działalność firm centralnych; doradztwo w zarządzaniu ^A | a | 8014 | 10 | 3 | 23 | 4 | 2 | – | 6631 | 5796 | 1845 | 1368 |
| | b | 8962 | 10 | 3 | 23 | 3 | 2 | – | 7310 | 6406 | 2022 | 1528 |
| | c | 948 | – | – | – | -1 | – | – | 679 | 610 | 177 | 160 |
| | d | 111,8 | 100,0 | 100,0 | 100,0 | 75,0 | 100,0 | x | 110,2 | 110,5 | 109,6 | 111,7 |
| Działalność w zakresie architektury i inżynierii; badania i analizy techniczne | a | 2352 | 15 | 4 | 52 | 8 | 8 | 2 | 2009 | 1692 | 501 | 321 |
| | b | 2484 | 15 | 4 | 54 | 10 | 8 | 2 | 2134 | 1803 | 509 | 324 |
| | c | 132 | – | – | 2 | 2 | – | – | 125 | 111 | 8 | 3 |
| | d | 105,6 | 100,0 | 100,0 | 103,8 | 125,0 | 100,0 | 100,0 | 106,2 | 106,6 | 101,6 | 100,9 |
| Badania naukowe i prace rozwojowe | a | 401 | 7 | 4 | 10 | 2 | – | – | 343 | 259 | 88 | 51 |
| | b | 457 | 7 | 4 | 12 | 2 | – | – | 392 | 293 | 98 | 57 |
| | c | 56 | – | – | 2 | – | – | – | 49 | 34 | 10 | 6 |
| | d | 114,0 | 100,0 | 100,0 | 120,0 | 100,0 | x | x | 114,3 | 113,1 | 111,4 | 111,8 |
| Reklama, badanie rynku i opinii publicznej | a | 3303 | 5 | – | 14 | 3 | 1 | 1 | 2881 | 2448 | 664 | 415 |
| | b | 3587 | 5 | – | 14 | 3 | 1 | 1 | 3112 | 2659 | 704 | 457 |
| | c | 284 | – | – | – | – | – | – | 231 | 211 | 40 | 42 |
| | d | 108,6 | 100,0 | x | 100,0 | 100,0 | 100,0 | 100,0 | 108,0 | 108,6 | 106,0 | 110,1 |

1 Sumy danych wg rodzajów kapitału nie równają się ich ogólnej liczbie, ponieważ spółki o mieszanym kapitale występują w dwóch lub więcej rubrykach tablicy, zależnie od rodzajów kapitału zaangażowanego w spółce. 2 Krajowych osób fizycznych i pozostałych krajowych jednostek prywatnych.

1 Grand total by types of capital is not sum of totals because one company can occur in more than one column depending on whether the capital is owned by two or more ownerships. 2 Domestic natural persons and other domestic private entities.

TABL. 16. SPÓŁKI HANDLOWE WEDŁUG RODZAJU KAPITAŁU ORAZ SEKCJI I DZIAŁÓW POLSKIEJ
KLASYFIKACJI DZIAŁALNOŚCI (cd.)
COMMERCIAL COMPANIES BY TYPE OF CAPITAL AND SECTIONS AND DIVISIONS OF THE
POLISH CLASSIFICATION OF ACTIVITIES (cont.)

| WYSZCZEGÓLNIENIE SPECIFICATION a – 31 XII 2013 b – 31 XII 2014 c – przyrost/spadek increase/decrease d – 2013 = 100 | Ogółem ¹ Grand total ¹ | Według rodzaju kapitału By types of capital | | | | | | | | | | |
|---|--|---|---|--|---|--|---|---|---|-----------------------------------|---|---------------------------|
| | | Skarbu Państwa State Treasury | | państwowych osób prawnych state legal persons | | samorządu terytorialnego local self- government | | prywatnego krajowego ² domestic private ² | | zagranicznego foreign entities | | |
| | | razem total | w tym jedno- osobo- we sole share- holder | razem total | w tym o jedno- rodnym rodzaju homo- genous | razem total | w tym o jedno- rodnym rodzaju homo- genous | razem total | w tym o jedno- rodnym rodzaju homo- genous | razem total | w tym o jedno- rodnym rodzaju homo- genous | |
| Działalność profesjonalna, naukowa i techniczna (dok.) Professional, scientific and technical activities (cont.) | | | | | | | | | | | | |
| Pozostała działalność profesjonalna, naukowa i techniczna | a b c | 1403 1628 225 | 1 1 – | 1 1 – | 9 10 1 | 4 5 1 | 1 – -1 | – – – | 1113 1308 195 | 968 1148 180 | 384 411 27 | 285 309 24 |
| <i>Other professional, scientific and technical activities</i> | d | 116,0 | 100,0 | 100,0 | 111,1 | 125,0 | x | x | 117,5 | 118,6 | 107,0 | 108,4 |
| Działalność weterynaryjna..... <i>Veterinary activities</i> | a b c d | 24 26 2 108,3 | – – – x | – – – x | – – – x | – – – x | – – – x | – – – x | 22 23 1 104,5 | 17 19 2 111,8 | 3 3 – 100,0 | 2 2 – 100,0 |
| Administrowanie i działalność wspierająca^A Administrative and support service activities | a b c d | 4486 5085 599 113,4 | 5 5 – 100,0 | 1 1 – 100,0 | 24 23 -1 95,8 | 4 5 1 125,0 | 8 8 – 100,0 | 2 3 1 150,0 | 3828 4316 488 112,7 | 3215 3655 440 113,7 | 996 1094 98 109,8 | 646 731 85 113,2 |
| Wynajem i dzierżawa..... <i>Rental and leasing activities</i> | a b c d | 754 888 134 117,8 | 2 2 – 100,0 | 1 1 – 100,0 | 8 8 – 100,0 | 1 1 – 100,0 | – – – x | – – – x | 640 762 122 119,1 | 533 640 107 120,1 | 167 178 11 106,6 | 110 118 8 107,3 |
| Działalność związana z zatrudnieniem <i>Employment activities</i> | a b c d | 707 827 120 117,0 | – – – x | – – – x | 1 1 – 100,0 | – – – x | – – – x | – – – x | 519 606 87 116,8 | 387 462 75 119,4 | 272 297 25 109,2 | 188 213 25 113,3 |
| Działalność związana z turystyką ^A ... <i>Tourism activities^A</i> | a b c d | 943 995 52 105,5 | 2 2 – 100,0 | – – – x | 10 9 -1 90,0 | 3 3 – 100,0 | – – – x | – – – x | 764 793 29 103,8 | 608 634 26 104,3 | 291 316 25 108,6 | 175 195 20 111,4 |
| Działalność detektywistyczna i ochroniarska <i>Security and investigation activities</i> | a b c d | 644 712 68 110,6 | – – – x | – – – x | 2 2 – 100,0 | – – – x | 1 1 – 100,0 | – – – x | 626 689 63 110,1 | 583 640 57 109,8 | 26 30 4 115,4 | 18 20 2 111,1 |

1 Sumy danych wg rodzajów kapitału nie równają się ich ogólnej liczbie, ponieważ spółki o mieszanym kapitale występują w dwóch lub więcej rubrykach tablicy, zależnie od rodzajów kapitału zaangażowanego w spółce. 2 Krajowych osób fizycznych i pozostałych krajowych jednostek prywatnych.

1 Grand total by types of capital is not sum of totals because one company can occur in more than one column depending on whether the capital is owned by two or more ownerships. 2 Domestic natural persons and other domestic private entities.

TABL. 16. SPÓŁKI HANDLOWE WEDŁUG RODZAJU KAPITAŁU ORAZ SEKCJI I DZIAŁÓW POLSKIEJ
KLASYFIKACJI DZIAŁALNOŚCI (cd.)
COMMERCIAL COMPANIES BY TYPE OF CAPITAL AND SECTIONS AND DIVISIONS OF THE
POLISH CLASSIFICATION OF ACTIVITIES (cont.)

| WYSZCZEGÓLNIENIE SPECIFICATION a – 31 XII 2013 b – 31 XII 2014 c – przyrost/spadek increase/decrease d – 2013 = 100 | Ogółem ¹ Grand total ¹ | Według rodzaju kapitału By types of capital | | | | | | | | | |
|--|--|---|---|--|---|--|---|---|---|-----------------------------------|---|
| | | Skarbu Państwa State Treasury | | państwowych osób prawnych state legal persons | | samorządu terytorialnego local self- government | | prywatnego krajowego ² domestic private ² | | zagranicznego foreign entities | |
| | | razem total | w tym jedno- osobo- we sole share- holder | razem total | w tym o jedno- rodnym rodzaju homo- genous | razem total | w tym o jedno- rodnym rodzaju homo- genous | razem total | w tym o jedno- rodnym rodzaju homo- genous | razem total | w tym o jedno- rodnym rodzaju homo- genous |
| Administrowanie i działalność wspierająca^A (dok.) Administrative and support service activities (cont.) | | | | | | | | | | | |
| Utrzymanie porządku | a 386 | 1 | – | 1 | – | 5 | 2 | 355 | 318 | 45 | 27 |
| w budynkach | b 458 | 1 | – | 2 | 1 | 6 | 3 | 421 | 381 | 47 | 31 |
| i zagospodarowanie zieleni ^A | c 72 | – | – | 1 | 1 | 1 | 1 | 66 | 63 | 2 | 4 |
| Services to buildings and landscape activities | d 118,7 | 100,0 | x | 200,0 | x | 120,0 | 150,0 | 118,6 | 119,8 | 104,4 | 114,8 |
| Administracyjna obsługa biura; wspomaganie działalności gospodarczej ^A | a 1052 | – | – | 2 | – | 2 | – | 924 | 786 | 195 | 128 |
| | b 1205 | – | – | 1 | – | 1 | – | 1045 | 898 | 226 | 154 |
| | c 153 | – | – | -1 | – | -1 | – | 121 | 112 | 31 | 26 |
| Office administrative and bussines support ^A | d 114,5 | x | x | 50,0 | x | 50,0 | x | 113,1 | 114,2 | 115,9 | 120,3 |
| Administracja publiczna i obrona narodowa; obowiązkowe zabezpieczenia społeczne Public administration and defence; compulsory social security | a 11 | – | – | 1 | – | – | – | 11 | 7 | 2 | – |
| | b 15 | – | – | 1 | – | – | – | 14 | 9 | 4 | 1 |
| | c 4 | – | – | – | – | – | – | 3 | 2 | 2 | 1 |
| | d 136,4 | x | x | 100,0 | x | x | x | 127,3 | 128,6 | 200,0 | x |
| Edukacja..... Education | a 1474 | 2 | – | 10 | 2 | 2 | 2 | 1356 | 1160 | 203 | 112 |
| | b 1640 | 2 | – | 9 | 2 | 2 | 2 | 1505 | 1291 | 216 | 117 |
| | c 166 | – | – | -1 | – | – | – | 149 | 131 | 13 | 5 |
| | d 111,3 | 100,0 | x | 90,0 | 100,0 | 100,0 | 100,0 | 111,0 | 111,3 | 106,4 | 104,5 |
| Opieka zdrowotna i pomoc społeczna Human health and social work activities | a 1431 | 1 | – | 5 | 5 | 25 | 24 | 1301 | 1163 | 172 | 101 |
| | b 1608 | 1 | – | 5 | 5 | 27 | 26 | 1462 | 1286 | 191 | 109 |
| | c 177 | – | – | – | – | 2 | 2 | 161 | 123 | 19 | 8 |
| | d 112,4 | 100,0 | x | 100,0 | 100,0 | 108,0 | 108,3 | 112,4 | 110,6 | 111,0 | 107,9 |
| Opieka zdrowotna..... Human health activities | a 1322 | 1 | – | 5 | 5 | 25 | 24 | 1197 | 1073 | 160 | 96 |
| | b 1448 | 1 | – | 5 | 5 | 27 | 26 | 1311 | 1162 | 174 | 103 |
| | c 126 | – | – | – | – | 2 | 2 | 114 | 89 | 14 | 7 |
| | d 109,5 | 100,0 | x | 100,0 | 100,0 | 108,0 | 108,3 | 109,5 | 108,3 | 108,8 | 107,3 |
| Pomoc społeczna z zakwaterowaniem Residential care activities | a 53 | – | – | – | – | – | – | 50 | 45 | 5 | 3 |
| | b 68 | – | – | – | – | – | – | 64 | 56 | 7 | 4 |
| | c 15 | – | – | – | – | – | – | 14 | 11 | 2 | 1 |
| | d 128,3 | x | x | x | x | x | x | 128,0 | 124,4 | 140,0 | 133,3 |
| Pomoc społeczna bez zakwaterowania Social work activities without accommodation | a 56 | – | – | – | – | – | – | 54 | 45 | 7 | 2 |
| | b 92 | – | – | – | – | – | – | 87 | 68 | 10 | 2 |
| | c 36 | – | – | – | – | – | – | 33 | 23 | 3 | – |
| | d 164,3 | x | x | x | x | x | x | 161,1 | 151,1 | 142,9 | 100,0 |

1 Sumy danych wg rodzajów kapitału nie równają się ich ogólnej liczbie, ponieważ spółki o mieszanym kapitale występują w dwóch lub więcej rubrykach tabeli, zależnie od rodzajów kapitału zaangażowanego w spółce. 2 Krajowych osób fizycznych i pozostałych krajowych jednostek prywatnych.

1 Grand total by types of capital is not sum of totals because one company can occur in more than one column depending on whether the capital is owned by two or more ownerships. 2 Domestic natural persons and other domestic private entities.

TABL. 16. SPÓŁKI HANDLOWE WEDŁUG RODZAJU KAPITAŁU ORAZ SEKCJI I DZIAŁÓW POLSKIEJ
KLASYFIKACJI DZIAŁALNOŚCI (dok.)
COMMERCIAL COMPANIES BY TYPE OF CAPITAL AND SECTIONS AND DIVISIONS OF THE
POLISH CLASSIFICATION OF ACTIVITIES (cont.)

| WYSZCZEGÓLNIENIE SPECIFICATION a – 31 XII 2013 b – 31 XII 2014 c – przyrost/spadek increase/decrease d – 2013 = 100 | Ogółem ¹ Grand total ¹ | Według rodzaju kapitału By types of capital | | | | | | | | | | |
|---|--|---|---|--|---|--|---|---|---|-----------------------------------|---|--------------|
| | | Skarbu Państwa State Treasury | | państwowych osób prawnych state legal persons | | samorządu terytorialnego local self- government | | prywatnego krajowego ² domestic private ² | | zagranicznego foreign entities | | |
| | | razem total | w tym jedno- osobo- we sole share- holder | razem total | w tym o jedno- rodnym rodzaju homo- genous | razem total | w tym o jedno- rodnym rodzaju homo- genous | razem total | w tym o jedno- rodnym rodzaju homo- genous | razem total | w tym o jedno- rodnym rodzaju homo- genous | |
| Działalność związana z kulturą, rozrywką i rekreacją | a | 1072 | 3 | 3 | 12 | – | 7 | 5 | 938 | 793 | 206 | 124 |
| | b | 1198 | 3 | 3 | 12 | – | 7 | 5 | 1045 | 887 | 229 | 140 |
| Arts, entertainment and recreation | c | 126 | – | – | – | – | – | – | 107 | 94 | 23 | 16 |
| | d | 111,8 | 100,0 | 100,0 | 100,0 | x | 100,0 | 100,0 | 111,4 | 111,9 | 111,2 | 112,9 |
| Działalność twórcza związana z kulturą i rozrywką | a | 253 | – | – | 1 | – | – | – | 224 | 190 | 49 | 29 |
| | b | 283 | – | – | 1 | – | – | – | 248 | 210 | 55 | 32 |
| Creative, arts and entertainment activities | c | 30 | – | – | – | – | – | – | 24 | 20 | 6 | 3 |
| | d | 111,9 | x | x | 100,0 | x | x | x | 110,7 | 110,5 | 112,2 | 110,3 |
| Działalność bibliotek, archiwów, muzeów oraz pozostała działalność związana z kulturą | a | 68 | 1 | 1 | 3 | – | 1 | – | 65 | 56 | 5 | 2 |
| | b | 71 | 1 | 1 | 3 | – | 1 | – | 67 | 58 | 6 | 3 |
| Libraries, archives, museums and other cultural activities | c | 3 | – | – | – | – | – | – | 2 | 2 | 1 | 1 |
| | d | 104,4 | 100,0 | 100,0 | 100,0 | x | 100,0 | x | 103,1 | 103,6 | 120,0 | 150,0 |
| Działalność związana z grami losowymi i zakładami wzajemnymi | a | 80 | 2 | 2 | 3 | – | – | – | 69 | 51 | 19 | 9 |
| | b | 87 | 2 | 2 | 3 | – | – | – | 76 | 57 | 21 | 9 |
| Gambling and betting activities | c | 7 | – | – | – | – | – | – | 7 | 6 | 2 | – |
| | d | 108,8 | 100,0 | 100,0 | 100,0 | x | x | x | 110,1 | 111,8 | 110,5 | 100,0 |
| Działalność sportowa, rozrywkowa i rekreacyjna | a | 671 | – | – | 5 | – | 6 | 5 | 580 | 496 | 133 | 84 |
| | b | 757 | – | – | 5 | – | 6 | 5 | 654 | 562 | 147 | 96 |
| Sports activities and amusement and recreation activities | c | 86 | – | – | – | – | – | – | 74 | 66 | 14 | 12 |
| | d | 112,8 | x | x | 100,0 | x | 100,0 | 100,0 | 112,8 | 113,3 | 110,5 | 114,3 |
| Pozostała działalność usługowa | a | 882 | 1 | – | 7 | – | 1 | – | 763 | 654 | 189 | 117 |
| | b | 993 | 1 | – | 7 | – | 1 | – | 855 | 747 | 200 | 128 |
| Other service activities | c | 111 | – | – | – | – | – | – | 92 | 93 | 11 | 11 |
| | d | 112,6 | 100,0 | x | 100,0 | x | 100,0 | x | 112,1 | 114,2 | 105,8 | 109,4 |
| Działalność organizacji członkowskich | a | 19 | – | – | – | – | – | – | 18 | 16 | 2 | 1 |
| | b | 25 | – | – | – | – | – | – | 24 | 21 | 2 | 1 |
| Activities of membership organisations | c | 6 | – | – | – | – | – | – | 6 | 5 | – | – |
| | d | 131,6 | x | x | x | x | x | x | 133,3 | 131,3 | 100,0 | 100,0 |
| Naprawa i konserwacja komputerów i artykułów użytku osobistego i domowego | a | 215 | 1 | – | 5 | – | – | – | 192 | 164 | 38 | 21 |
| | b | 227 | 1 | – | 5 | – | – | – | 194 | 166 | 47 | 29 |
| Repair of computers and personal household goods | c | 12 | – | – | – | – | – | – | 2 | 2 | 9 | 8 |
| | d | 105,6 | 100,0 | x | 100,0 | x | x | x | 101,0 | 101,2 | 123,7 | 138,1 |
| Pozostała indywidualna działalność usługowa | a | 648 | – | – | 2 | – | 1 | – | 553 | 474 | 149 | 95 |
| | b | 741 | – | – | 2 | – | 1 | – | 637 | 560 | 151 | 98 |
| Other personal service activities | c | 93 | – | – | – | – | – | – | 84 | 86 | 2 | 3 |
| | d | 114,4 | x | x | 100,0 | x | 100,0 | x | 115,2 | 118,1 | 101,3 | 103,2 |

1 Sumy danych wg rodzajów kapitału nie równają się ich ogólnej liczbie, ponieważ spółki o mieszanym kapitale występują w dwóch lub więcej rubrykach tabeli, zależnie od rodzajów kapitału zaangażowanego w spółce. 2 Krajowych osób fizycznych i pozostałych krajowych jednostek prywatnych.

1 Grand total by types of capital is not sum of totals because one company can occur in more than one column depending on whether the capital is owned by two or more ownerships. 2 Domestic natural persons and other domestic private entities.

TABL. 17. SPÓŁKI HANDLOWE WEDŁUG RODZAJU KAPITAŁU ORAZ PODREGIONÓW I POWIATÓW
COMMERCIAL COMPANIES BY TYPE OF CAPITAL AND SUBREGIONS AND POWIATS

| WYSZCZEGÓLNIENIE SPECIFICATION a – 31 XII 2013 b – 31 XII 2014 c – przyrost/spadek increase/decrease d – 2013 = 100 | Ogółem ¹ Grand total ¹ | Według rodzaju kapitału By types of capital | | | | | | | | | | |
|---|---|---|---|--|---|--|---|---|---|-----------------------------------|---|--------------|
| | | Skarbu Państwa State Treasury | | państwowych osób prawnych state legal persons | | samorządu terytorialnego local self- government | | prywatnego krajowego ² domestic private ² | | zagranicznego foreign entities | | |
| | | razem total | w tym jedno- osobo- we sole share- holder | razem total | w tym o jedno- rodnym rodzaju homo- genous | razem total | w tym o jedno- rodnym rodzaju homo- genous | razem total | w tym o jedno- rodnym rodzaju homo- genous | razem total | w tym o jedno- rodnym rodzaju homo- genous | |
| OGÓŁEM..... | a | 116949 | 304 | 91 | 787 | 178 | 314 | 222 | 94201 | 79852 | 30911 | 22113 |
| TOTAL | b | 127823 | 295 | 89 | 774 | 169 | 315 | 227 | 102601 | 87082 | 33332 | 24111 |
| | c | 10874 | -9 | -2 | -13 | -9 | 1 | 5 | 8400 | 7230 | 2421 | 1998 |
| | d | 109,3 | 97,0 | 97,8 | 98,3 | 94,9 | 100,3 | 102,3 | 108,9 | 109,1 | 107,8 | 109,0 |
| Podregion/Subregion | a | 2673 | 10 | 4 | 34 | 11 | 59 | 52 | 2465 | 2187 | 301 | 138 |
| ciechanowsko-płocki | b | 2833 | 10 | 4 | 29 | 7 | 60 | 54 | 2616 | 2318 | 311 | 143 |
| | c | 160 | - | - | -5 | -4 | 1 | 2 | 151 | 131 | 10 | 5 |
| | d | 106,0 | 100,0 | 100,0 | 85,3 | 63,6 | 101,7 | 103,8 | 106,1 | 106,0 | 103,3 | 103,6 |
| Powiaty: Powiats: | | | | | | | | | | | | |
| ciechanowski..... | a | 340 | 1 | 1 | 8 | 1 | 9 | 9 | 299 | 263 | 52 | 30 |
| | b | 354 | 1 | 1 | 7 | - | 9 | 9 | 311 | 274 | 54 | 32 |
| | c | 14 | - | - | -1 | -1 | - | - | 12 | 11 | 2 | 2 |
| | d | 104,1 | 100,0 | 100,0 | 87,5 | x | 100,0 | 100,0 | 104,0 | 104,2 | 103,8 | 106,7 |
| gostyniński..... | a | 155 | - | - | 2 | - | 8 | 8 | 140 | 127 | 12 | 7 |
| | b | 162 | - | - | 2 | - | 9 | 9 | 146 | 131 | 14 | 7 |
| | c | 7 | - | - | - | x | 1 | 1 | 6 | 4 | 2 | - |
| | d | 104,5 | x | x | 100,0 | x | 112,5 | 112,5 | 104,3 | 103,1 | 116,7 | 100,0 |
| mławski..... | a | 247 | 1 | - | 1 | - | 5 | 5 | 223 | 204 | 34 | 19 |
| | b | 265 | 1 | - | 1 | - | 5 | 5 | 239 | 217 | 35 | 19 |
| | c | 18 | - | x | - | - | - | - | 16 | 13 | 1 | - |
| | d | 107,3 | 100,0 | x | 100,0 | x | 100,0 | 100,0 | 107,2 | 106,4 | 102,9 | 100,0 |
| płocki | a | 256 | 1 | 1 | 1 | - | 7 | 6 | 243 | 217 | 28 | 6 |
| | b | 287 | 1 | 1 | 1 | - | 7 | 6 | 274 | 243 | 29 | 6 |
| | c | 31 | - | - | - | - | - | - | 31 | 26 | 1 | - |
| | d | 112,1 | 100,0 | 100,0 | 100,0 | x | 100,0 | 100,0 | 112,8 | 112,0 | 103,6 | 100,0 |
| płoński..... | a | 299 | 1 | 1 | 1 | 1 | 8 | 8 | 272 | 237 | 35 | 17 |
| | b | 327 | 1 | 1 | 1 | 1 | 8 | 8 | 299 | 262 | 35 | 17 |
| | c | 28 | - | - | - | - | - | - | 27 | 25 | - | - |
| | d | 109,4 | 100,0 | 100,0 | 100,0 | 100,0 | 100,0 | 100,0 | 109,9 | 110,5 | 100,0 | 100,0 |
| sierpecki..... | a | 123 | - | - | 1 | 1 | 4 | 3 | 112 | 99 | 14 | 7 |
| | b | 133 | - | - | - | - | 5 | 4 | 121 | 109 | 14 | 8 |
| | c | 10 | - | - | - | - | 1 | 1 | 9 | 10 | - | 1 |
| | d | 108,1 | x | x | x | x | 125,0 | 133,3 | 108,0 | 110,1 | 100,0 | 114,3 |
| żuromiński..... | a | 83 | - | - | - | - | 1 | 1 | 81 | 73 | 6 | 1 |
| | b | 82 | - | - | - | - | 1 | 1 | 80 | 72 | 6 | 1 |
| | c | -1 | - | - | - | - | - | - | -1 | -1 | - | - |
| | d | 98,8 | x | x | x | x | 100,0 | 100,0 | 98,8 | 98,6 | 100,0 | 100,0 |

1 Sumy danych wg rodzajów kapitału nie równają się ich ogólnej liczbie, ponieważ spółki o mieszanym kapitale występują w dwóch lub więcej rubrykach tablicy, zależnie od rodzajów kapitału zaangażowanego w spółce. 2 Krajowych osób fizycznych i pozostałych krajowych jednostek prywatnych.

1 Grand total by types of capital is not sum of totals because one company can occur in more than one column depending on whether the capital is owned by two or more ownerships. 2 Domestic natural persons and other domestic private entities.

TABL.17. SPÓŁKI HANDLOWE WEDŁUG RODZAJU KAPITAŁU ORAZ PODREGIONÓW I POWIATÓW (cd.)
COMMERCIAL COMPANIES BY TYPE OF CAPITAL AND SUBREGIONS AND POWIATS (cont.)

| WYSZCZEGÓLNIENIE SPECIFICATION a – 31 XII 2013 b – 31 XII 2014 c – przyrost/spadek increase/decrease d – 2013 = 100 | Ogółem ¹ Grand total ¹ | Według rodzaju kapitału By types of capital | | | | | | | | | |
|---|---|---|---|--|---|--|---|---|---|-----------------------------------|---|
| | | Skarbu Państwa State Treasury | | państwowych osób prawnych state legal persons | | samorządu terytorialnego local self- government | | prywatnego krajowego ² domestic private ² | | zagranicznego foreign entities | |
| | | razem total | w tym jedno- osobo- we sole share- holder | razem total | w tym o jedno- rodnym rodzaju homo- genous | razem total | w tym o jedno- rodnym rodzaju homo- genous | razem total | w tym o jedno- rodnym rodzaju homo- genous | razem total | w tym o jedno- rodnym rodzaju homo- genous |
| Podregion (dok.) /Subregion (cont.) | | | | | | | | | | | |
| ciechanowsko-płocki | | | | | | | | | | | |
| Miasto na prawach powiatu City with powiat status | | | | | | | | | | | |
| Płock..... a | 1170 | 6 | 1 | 20 | 8 | 17 | 12 | 1095 | 967 | 120 | 51 |
| b | 1223 | 6 | 1 | 17 | 6 | 16 | 12 | 1146 | 1010 | 124 | 53 |
| c | 53 | – | – | -3 | -2 | -1 | – | 51 | 43 | 4 | 2 |
| d | 104,5 | 100,0 | 100,0 | 85,0 | 75,0 | 94,1 | 100,0 | 104,7 | 104,4 | 103,3 | 103,9 |
| Podregion/Subregion a | 2438 | 14 | 4 | 36 | 8 | 52 | 37 | 2259 | 2053 | 255 | 124 |
| ostrołęcko-siedlecki b | 2578 | 14 | 4 | 33 | 7 | 53 | 38 | 2383 | 2165 | 270 | 136 |
| c | 140 | – | – | -3 | -1 | 1 | 1 | 124 | 112 | 15 | 12 |
| d | 105,7 | 100,0 | 100,0 | 91,7 | 87,5 | 101,9 | 102,7 | 105,5 | 105,5 | 105,9 | 109,7 |
| Powiaty: Powiats: | | | | | | | | | | | |
| łosicki..... a | 79 | 1 | 1 | 1 | – | 2 | 1 | 73 | 68 | 6 | 4 |
| b | 82 | 1 | 1 | 1 | – | 3 | 2 | 75 | 69 | 6 | 4 |
| c | 3 | – | – | – | – | 1 | 1 | 2 | 1 | – | – |
| d | 103,8 | 100,0 | 100,0 | 100,0 | x | 150,0 | 200,0 | 102,7 | 101,5 | 100,0 | 100,0 |
| makowski..... a | 107 | – | – | 3 | – | 3 | 2 | 100 | 88 | 10 | 5 |
| b | 107 | – | – | 2 | – | 3 | 2 | 100 | 89 | 10 | 5 |
| c | – | – | – | -1 | – | – | – | – | 1 | – | – |
| d | 100,0 | x | x | 66,7 | x | 100,0 | 100,0 | 100,0 | 101,1 | 100,0 | 100,0 |
| ostrołęcki a | 100 | 1 | – | 1 | – | 2 | 1 | 96 | 88 | 6 | 3 |
| b | 106 | 1 | – | 1 | – | 2 | 1 | 102 | 93 | 7 | 3 |
| c | 6 | – | – | – | – | – | – | 6 | 5 | 1 | – |
| d | 106,0 | 100,0 | x | 100,0 | x | 100,0 | 100,0 | 106,3 | 105,7 | 116,7 | 100,0 |
| ostrowski..... a | 197 | – | – | 2 | 1 | 4 | 3 | 185 | 173 | 16 | 7 |
| b | 208 | – | – | 2 | 1 | 4 | 3 | 196 | 184 | 16 | 7 |
| c | 11 | – | – | – | – | – | – | 11 | 11 | – | – |
| d | 105,6 | x | x | 100,0 | 100,0 | 100,0 | 100,0 | 105,9 | 106,4 | 100,0 | 100,0 |
| przasnyski..... a | 103 | 1 | – | 1 | 1 | 3 | 2 | 95 | 85 | 12 | 5 |
| b | 106 | 1 | – | 1 | 1 | 3 | 2 | 98 | 87 | 12 | 5 |
| c | 3 | – | – | – | – | – | – | 3 | 2 | – | – |
| d | 102,9 | 100,0 | x | 100,0 | 100,0 | 100,0 | 100,0 | 103,2 | 102,4 | 100,0 | 100,0 |
| pułtuski..... a | 142 | 1 | – | 1 | – | 6 | 6 | 128 | 113 | 19 | 8 |
| b | 157 | 1 | – | 1 | – | 6 | 6 | 135 | 116 | 27 | 16 |
| c | 15 | – | – | – | – | – | – | 7 | 3 | 8 | 8 |
| d | 110,6 | 100,0 | x | 100,0 | x | 100,0 | 100,0 | 105,5 | 102,7 | 142,1 | 200,0 |

1 Sumy danych wg rodzajów kapitału nie równają się ich ogólnej liczbie, ponieważ spółki o mieszanym kapitale występują w dwóch lub więcej rubrykach tabeli, zależnie od rodzajów kapitału zaangażowanego w spółce. 2 Krajowych osób fizycznych i pozostałych krajowych jednostek prywatnych.

1 Grand total by types of capital is not sum of totals because one company can occur in more than one column depending on whether the capital is owned by two or more ownerships. 2 Domestic natural persons and other domestic private entities.

TABL. 17. SPÓŁKI HANDLOWE WEDŁUG RODZAJU KAPITAŁU ORAZ PODREGIONÓW I POWIATÓW (cd.)
COMMERCIAL COMPANIES BY TYPE OF CAPITAL AND SUBREGIONS AND POWIATS (cont.)

| WYSZCZEGÓLNIENIE SPECIFICATION a – 31 XII 2013 b – 31 XII 2014 c – przyrost/spadek increase/decrease d – 2013 = 100 | Ogółem ¹ Grand total ¹ | Według rodzaju kapitału By types of capital | | | | | | | | | | |
|---|---|---|---|--|---|--|---|---|---|-----------------------------------|---|--------------|
| | | Skarbu Państwa State Treasury | | państwowych osób prawnych state legal persons | | samorządu terytorialnego local self- government | | prywatnego krajowego ² domestic private ² | | zagranicznego foreign entities | | |
| | | razem total | w tym jedno- osobo- we sole share- holder | razem total | w tym o jedno- rodnym rodzaju homo- genous | razem total | w tym o jedno- rodnym rodzaju homo- genous | razem total | w tym o jedno- rodnym rodzaju homo- genous | razem total | w tym o jedno- rodnym rodzaju homo- genous | |
| Podregion (dok.) /Subregion (cont.) | | | | | | | | | | | | |
| ostrolęcko-siedlecki | | | | | | | | | | | | |
| Powiaty (dok.): Powiats (cont.): | | | | | | | | | | | | |
| siedlecki | a | 163 | – | – | – | – | 1 | 1 | 155 | 143 | 17 | 7 |
| | b | 171 | – | – | – | – | 1 | 1 | 162 | 151 | 17 | 8 |
| | c | 8 | – | – | – | – | – | – | 7 | 8 | – | 1 |
| | d | 104,9 | x | x | x | x | 100,0 | 100,0 | 104,5 | 105,6 | 100,0 | 114,3 |
| sokolowski..... | a | 152 | 1 | – | 2 | – | 5 | 4 | 141 | 134 | 12 | 6 |
| | b | 160 | 1 | – | 2 | – | 5 | 4 | 147 | 136 | 14 | 7 |
| | c | 8 | – | – | – | – | – | – | 6 | 2 | 2 | 1 |
| | d | 105,3 | 100,0 | x | 100,0 | x | 100,0 | 100,0 | 104,3 | 101,5 | 116,7 | 116,7 |
| węgrowski..... | a | 142 | 1 | 1 | 2 | – | 4 | 3 | 130 | 121 | 15 | 7 |
| | b | 151 | 1 | 1 | 2 | – | 4 | 3 | 138 | 129 | 16 | 8 |
| | c | 9 | – | – | – | – | – | – | 8 | 8 | 1 | 1 |
| | d | 106,3 | 100,0 | 100,0 | 100,0 | x | 100,0 | 100,0 | 106,2 | 106,6 | 106,7 | 114,3 |
| wyszkowski..... | a | 269 | – | – | 2 | – | 5 | 4 | 255 | 231 | 24 | 10 |
| | b | 284 | – | – | 2 | – | 5 | 4 | 270 | 245 | 24 | 10 |
| | c | 15 | – | – | – | – | – | – | 15 | 14 | – | – |
| | d | 105,6 | x | x | 100,0 | x | 100,0 | 100,0 | 105,9 | 106,1 | 100,0 | 100,0 |
| Miasta na prawach powiatu: | | | | | | | | | | | | |
| Cities with powiat status: | | | | | | | | | | | | |
| Ostrolęka..... | a | 365 | 4 | 1 | 10 | 2 | 5 | 3 | 347 | 323 | 21 | 11 |
| | b | 386 | 4 | 1 | 10 | 2 | 5 | 3 | 366 | 342 | 21 | 11 |
| | c | 21 | – | – | – | – | – | – | 19 | 19 | – | – |
| | d | 105,8 | 100,0 | 100,0 | 100,0 | 100,0 | 100,0 | 100,0 | 105,5 | 105,9 | 100,0 | 100,0 |
| Siedlce..... | a | 619 | 4 | 1 | 11 | 4 | 12 | 7 | 554 | 486 | 97 | 51 |
| | b | 660 | 4 | 1 | 9 | 3 | 12 | 7 | 594 | 524 | 100 | 52 |
| | c | 41 | – | – | -2 | -1 | – | – | 40 | 38 | 3 | 1 |
| | d | 106,6 | 100,0 | 100,0 | 81,8 | 75,0 | 100,0 | 100,0 | 107,2 | 107,8 | 103,1 | 102,0 |
| Podregion/Subregion | a | 2704 | 13 | 4 | 40 | 19 | 27 | 22 | 2428 | 2212 | 369 | 225 |
| radomski | b | 2869 | 13 | 4 | 39 | 18 | 27 | 22 | 2581 | 2346 | 390 | 234 |
| | c | 165 | – | – | -1 | -1 | – | – | 153 | 134 | 21 | 9 |
| | d | 106,1 | 100,0 | 100,0 | 97,5 | 94,7 | 100,0 | 100,0 | 106,3 | 106,1 | 105,7 | 104,0 |
| Powiaty: Powiats: | | | | | | | | | | | | |
| białobrzeski..... | a | 139 | – | – | – | – | 1 | 1 | 133 | 123 | 11 | 5 |
| | b | 160 | – | – | – | – | 1 | 1 | 154 | 143 | 13 | 5 |
| | c | 21 | – | – | – | – | – | – | 21 | 20 | 2 | – |
| | d | 115,1 | x | x | x | x | 100,0 | 100,0 | 115,8 | 116,3 | 118,2 | 100,0 |

1 Sumy danych wg rodzajów kapitału nie równają się ich ogólnej liczbie, ponieważ spółki o mieszanym kapitale występują w dwóch lub więcej rubrykach tablicy, zależnie od rodzajów kapitału zaangażowanego w spółce. 2 Krajowych osób fizycznych i pozostałych krajowych jednostek prywatnych.

1 Grand total by types of capital is not sum of totals because one company can occur in more than one column depending on whether the capital is owned by two or more ownerships. 2 Domestic natural persons and other domestic private entities.

TABL.17. SPÓŁKI HANDLOWE WEDŁUG RODZAJU KAPITAŁU ORAZ PODREGIONÓW I POWIATÓW (cd.)
COMMERCIAL COMPANIES BY TYPE OF CAPITAL AND SUBREGIONS AND POWIATS (cont.)

| WYSZCZEGÓLNIENIE SPECIFICATION a – 31 XII 2013 b – 31 XII 2014 c – przyrost/spadek increase/decrease d – 2013 = 100 | Ogółem ¹ Grand total ¹ | Według rodzaju kapitału By types of capital | | | | | | | | | | |
|---|---|---|---|--|---|--|---|---|---|-----------------------------------|---|--------------|
| | | Skarbu Państwa State Treasury | | państwowych osób prawnych state legal persons | | samorządu terytorialnego local self- government | | prywatnego krajowego ² domestic private ² | | zagranicznego foreign entities | | |
| | | razem total | w tym jedno- osobo- we sole share- holder | razem total | w tym o jedno- rodnym rodzaju homo- genous | razem total | w tym o jedno- rodnym rodzaju homo- genous | razem total | w tym o jedno- rodnym rodzaju homo- genous | razem total | w tym o jedno- rodnym rodzaju homo- genous | |
| Podregion (dok.) /Subregion (cont.) | | | | | | | | | | | | |
| radomski | | | | | | | | | | | | |
| kozienicki..... | a | 134 | 1 | – | 4 | 3 | 2 | 2 | 121 | 108 | 18 | 8 |
| | b | 138 | 1 | – | 4 | 3 | 2 | 2 | 125 | 112 | 18 | 8 |
| | c | 4 | – | – | – | – | – | – | 4 | 4 | – | – |
| | d | 103,0 | 100,0 | x | 100,0 | 100,0 | 100,0 | 100,0 | 103,3 | 103,7 | 100,0 | 100,0 |
| lipski..... | a | 50 | 1 | – | – | – | 1 | 1 | 46 | 44 | 4 | 3 |
| | b | 50 | 1 | – | – | – | 1 | 1 | 46 | 43 | 5 | 3 |
| | c | – | – | – | – | – | – | – | – | -1 | 1 | – |
| | d | 100,0 | 100,0 | x | x | x | 100,0 | 100,0 | 100,0 | 97,7 | 125,0 | 100,0 |
| przysuski..... | a | 63 | – | – | 1 | – | 1 | 1 | 60 | 53 | 7 | 2 |
| | b | 68 | – | – | 1 | – | 1 | 1 | 65 | 57 | 7 | 2 |
| | c | 5 | – | – | – | – | – | – | 5 | 4 | – | – |
| | d | 107,9 | x | x | 100,0 | x | 100,0 | 100,0 | 108,3 | 107,5 | 100,0 | 100,0 |
| radomski..... | a | 345 | 2 | 1 | 7 | 5 | 5 | 5 | 313 | 280 | 46 | 20 |
| | b | 361 | 2 | 1 | 6 | 5 | 5 | 5 | 329 | 295 | 48 | 20 |
| | c | 16 | – | – | -1 | – | – | – | 16 | 15 | 2 | – |
| | d | 104,6 | 100,0 | 100,0 | 85,7 | 100,0 | 100,0 | 100,0 | 105,1 | 105,4 | 104,3 | 100,0 |
| sztydlowiecki..... | a | 90 | – | – | 1 | 1 | 2 | 2 | 83 | 77 | 9 | 4 |
| | b | 100 | – | – | 1 | 1 | 2 | 2 | 92 | 85 | 9 | 4 |
| | c | 10 | – | – | – | – | – | – | 9 | 8 | – | – |
| | d | 111,1 | x | x | 100,0 | 100,0 | 100,0 | 100,0 | 110,8 | 110,4 | 100,0 | 100,0 |
| zwoleński..... | a | 52 | – | – | 1 | – | 1 | 1 | 48 | 46 | 5 | 2 |
| | b | 55 | – | – | 1 | – | 1 | 1 | 50 | 48 | 6 | 3 |
| | c | 3 | – | – | – | – | – | – | 2 | 2 | 1 | 1 |
| | d | 105,8 | x | x | 100,0 | x | 100,0 | 100,0 | 104,2 | 104,3 | 120,0 | 150,0 |
| Miasto na prawach powiatu City with powiat status | | | | | | | | | | | | |
| Radom..... | a | 1831 | 9 | 3 | 26 | 10 | 14 | 9 | 1624 | 1481 | 269 | 181 |
| | b | 1937 | 9 | 3 | 26 | 9 | 14 | 9 | 1720 | 1563 | 284 | 189 |
| | c | 106 | – | – | – | -1 | – | – | 96 | 82 | 15 | 8 |
| | d | 105,8 | 100,0 | 100,0 | 100,0 | 90,0 | 100,0 | 100,0 | 105,9 | 105,5 | 105,6 | 104,4 |
| Podregion/Subregion | | | | | | | | | | | | |
| m.st. Warszawa | a | 91597 | 233 | 64 | 607 | 129 | 80 | 38 | 73496 | 61682 | 24897 | 17756 |
| | b | 100600 | 227 | 64 | 606 | 128 | 77 | 38 | 80420 | 67611 | 26932 | 19410 |
| | c | 9003 | -6 | – | -1 | -1 | -3 | – | 6924 | 5929 | 2035 | 1654 |
| | d | 109,8 | 97,4 | 100,0 | 99,8 | 99,2 | 96,3 | 100,0 | 109,4 | 109,6 | 108,2 | 109,3 |
| Miasto na prawach powiatu City with powiat status | | | | | | | | | | | | |
| m.st. Warszawa..... | a | 91595 | 233 | 64 | 607 | 129 | 80 | 38 | 73494 | 61680 | 24897 | 17756 |
| | b | 100600 | 227 | 64 | 606 | 128 | 77 | 38 | 80420 | 67611 | 26932 | 19410 |
| | c | 9005 | -6 | – | -1 | -1 | -3 | – | 6926 | 5931 | 2035 | 1654 |
| | d | 109,8 | 97,4 | 100,0 | 99,8 | 99,2 | 96,3 | 100,0 | 109,4 | 109,6 | 108,2 | 109,3 |

1 Sumy danych wg rodzajów kapitału nie równają się ich ogólnej liczbie, ponieważ spółki o mieszanym kapitale występują w dwóch lub więcej rubrykach tabeli, zależnie od rodzajów kapitału zaangażowanego w spółce. 2 Krajowych osób fizycznych i pozostałych krajowych jednostek prywatnych.

1 Grand total by types of capital is not sum of totals because one company can occur in more than one column depending on whether the capital is owned by two or more ownerships. 2 Domestic natural persons and other domestic private entities.

TABL.17. SPÓŁKI HANDLOWE WEDŁUG RODZAJU KAPITAŁU ORAZ PODREGIONÓW I POWIATÓW (cd.)
COMMERCIAL COMPANIES BY TYPE OF CAPITAL AND SUBREGIONS AND POWIATS (cont.)

| WYSZCZEGÓLNIENIE SPECIFICATION a – 31 XII 2013 b – 31 XII 2014 c – przyrost/spadek increase/decrease d – 2013 = 100 | Ogółem ¹ Grand total ¹ | Według rodzaju kapitału By types of capital | | | | | | | | | | |
|---|---|---|---|--|---|--|---|---|---|-----------------------------------|---|--------------|
| | | Skarbu Państwa State Treasury | | państwowych osób prawnych state legal persons | | samorządu terytorialnego local self- government | | prywatnego krajowego ² domestic private ² | | zagranicznego foreign entities | | |
| | | razem total | w tym jedno- osobo- we sole share- holder | razem total | w tym o jedno- rodnym rodzaju homo- genous | razem total | w tym o jedno- rodnym rodzaju homo- genous | razem total | w tym o jedno- rodnym rodzaju homo- genous | razem total | w tym o jedno- rodnym rodzaju homo- genous | |
| Podregion/Subregion | a | 5215 | 18 | 7 | 17 | 5 | 55 | 42 | 4716 | 4184 | 786 | 436 |
| warszawski wschodni | b | 5601 | 18 | 7 | 15 | 4 | 55 | 42 | 5078 | 4511 | 796 | 448 |
| | c | 386 | – | – | -2 | -1 | – | – | 362 | 327 | 10 | 12 |
| | d | 107,4 | 100,0 | 100,0 | 88,2 | 80,0 | 100,0 | 100,0 | 107,7 | 107,8 | 101,3 | 102,8 |
| Powiaty: Powiats: | | | | | | | | | | | | |
| garwoliński..... | a | 221 | 2 | 1 | – | – | 3 | 3 | 198 | 188 | 24 | 19 |
| | b | 231 | 2 | 1 | – | – | 3 | 3 | 206 | 195 | 26 | 21 |
| | c | 10 | – | – | – | – | – | – | 8 | 7 | 2 | 2 |
| | d | 104,5 | 100,0 | 100,0 | x | x | 100,0 | 100,0 | 104,0 | 103,7 | 108,3 | 110,5 |
| legionowski..... | a | 1047 | 2 | 1 | 5 | – | 6 | 6 | 950 | 832 | 164 | 89 |
| | b | 1095 | 2 | 1 | 5 | – | 6 | 6 | 992 | 873 | 167 | 94 |
| | c | 48 | – | – | – | – | – | – | 42 | 41 | 3 | 5 |
| | d | 104,6 | 100,0 | 100,0 | 100,0 | x | 100,0 | 100,0 | 104,4 | 104,9 | 101,8 | 105,6 |
| miński..... | a | 697 | 2 | 2 | 1 | – | 7 | 6 | 624 | 555 | 115 | 65 |
| | b | 741 | 2 | 2 | 1 | – | 7 | 6 | 663 | 589 | 118 | 69 |
| | c | 44 | – | – | – | – | – | – | 39 | 34 | 3 | 4 |
| | d | 106,3 | 100,0 | 100,0 | 100,0 | x | 100,0 | 100,0 | 106,3 | 106,1 | 102,6 | 106,2 |
| nowodworski..... | a | 482 | 3 | – | 1 | – | 12 | 7 | 433 | 383 | 68 | 39 |
| | b | 516 | 3 | – | 1 | – | 12 | 7 | 459 | 407 | 72 | 44 |
| | c | 34 | – | – | – | – | – | – | 26 | 24 | 4 | 5 |
| | d | 107,1 | 100,0 | x | 100,0 | x | 100,0 | 100,0 | 106,0 | 106,3 | 105,9 | 112,8 |
| otwocki..... | a | 1128 | 4 | 1 | 9 | 5 | 11 | 7 | 1010 | 880 | 185 | 102 |
| | b | 1182 | 4 | 1 | 7 | 4 | 10 | 7 | 1068 | 934 | 183 | 99 |
| | c | 54 | – | – | -2 | -1 | -1 | – | 58 | 54 | -2 | -3 |
| | d | 104,8 | 100,0 | 100,0 | 77,8 | 80,0 | 90,9 | 100,0 | 105,7 | 106,1 | 98,9 | 97,1 |
| wołomiński..... | a | 1640 | 5 | 2 | 1 | – | 16 | 13 | 1501 | 1346 | 230 | 122 |
| | b | 1836 | 5 | 2 | 1 | – | 17 | 13 | 1690 | 1513 | 230 | 121 |
| | c | 196 | – | – | – | – | 1 | – | 189 | 167 | – | -1 |
| | d | 112,0 | 100,0 | 100,0 | 100,0 | x | 106,3 | 100,0 | 112,6 | 112,4 | 100,0 | 99,2 |
| Podregion/Subregion | a | 12322 | 16 | 8 | 53 | 6 | 41 | 31 | 8837 | 7534 | 4303 | 3434 |
| warszawski zachodni | b | 13342 | 13 | 6 | 52 | 5 | 43 | 33 | 9523 | 8131 | 4633 | 3740 |
| | c | 1020 | -3 | -2 | -1 | -1 | 2 | 2 | 686 | 597 | 330 | 306 |
| | d | 108,3 | 81,3 | 75,0 | 98,1 | 83,3 | 104,9 | 106,5 | 107,8 | 107,9 | 107,7 | 108,9 |
| Powiaty: Powiats: | | | | | | | | | | | | |
| grodziski..... | a | 934 | 2 | 1 | 7 | 1 | 4 | 4 | 809 | 699 | 184 | 118 |
| | b | 1061 | 1 | – | 7 | 1 | 5 | 5 | 882 | 760 | 239 | 168 |
| | c | 127 | -1 | -1 | – | – | 1 | 1 | 73 | 61 | 55 | 50 |
| | d | 113,6 | 50,0 | x | 100,0 | 100,0 | 125,0 | 125,0 | 109,0 | 108,7 | 129,9 | 142,4 |

1 Sumy danych wg rodzajów kapitału nie równają się ich ogólnej liczbie, ponieważ spółki o mieszanym kapitale występują w dwóch lub więcej rubrykach tablicy, zależnie od rodzajów kapitału zaangażowanego w spółce. 2 Krajowych osób fizycznych i pozostałych krajowych jednostek prywatnych.

1 Grand total by types of capital is not sum of totals because one company can occur in more than one column depending on whether the capital is owned by two or more ownerships. 2 Domestic natural persons and other domestic private entities.

TABL.17. SPÓŁKI HANDLOWE WEDŁUG RODZAJU KAPITAŁU ORAZ PODREGIONÓW I POWIATÓW (dok.)
COMMERCIAL COMPANIES BY TYPE OF CAPITAL AND SUBREGIONS AND POWIATS (cont.)

| WYSZCZEGÓLNIENIE SPECIFICATION a – 31 XII 2013 b – 31 XII 2014 c – przyrost/spadek increase/decrease d – 2013 = 100 | Ogółem ¹ Grand total ¹ | Według rodzaju kapitału By types of capital | | | | | | | | | | |
|---|---|---|---|--|---|--|---|---|---|-----------------------------------|---|-------|
| | | Skarbu Państwa State Treasury | | państwowych osób prawnych state legal persons | | samorządu terytorialnego local self- government | | prywatnego krajowego ² domestic private ² | | zagranicznego foreign entities | | |
| | | razem total | w tym jedno- osobo- we sole share- holder | razem total | w tym o jedno- rodnym rodzaju homo- genous | razem total | w tym o jedno- rodnym rodzaju homo- genous | razem total | w tym o jedno- rodnym rodzaju homo- genous | razem total | w tym o jedno- rodnym rodzaju homo- genous | |
| Podregion/Subregion | | | | | | | | | | | | |
| warszawski zachodni (dok.) | | | | | | | | | | | | |
| Powiaty (dok.): Powiats (cont.): | | | | | | | | | | | | |
| grójecki..... | a | 473 | – | – | 2 | – | 4 | 3 | 392 | 347 | 108 | 78 |
| | b | 520 | – | – | 2 | – | 4 | 3 | 436 | 384 | 111 | 80 |
| | c | 47 | – | – | – | – | – | – | 44 | 37 | 3 | 2 |
| | d | 109,9 | x | x | 100,0 | x | 100,0 | 100,0 | 111,2 | 110,7 | 102,8 | 102,6 |
| piaseczyński..... | a | 4991 | 6 | 2 | 13 | 1 | 7 | 5 | 2886 | 2446 | 2401 | 2096 |
| | b | 5463 | 4 | 1 | 13 | 1 | 7 | 5 | 3124 | 2643 | 2644 | 2324 |
| | c | 472 | -2 | -1 | – | – | – | – | 238 | 197 | 243 | 228 |
| | d | 109,5 | 66,7 | 50,0 | 100,0 | 100,0 | 100,0 | 100,0 | 108,2 | 108,1 | 110,1 | 110,9 |
| pruszkowski..... | a | 3099 | 1 | 1 | 12 | 2 | 5 | 5 | 2288 | 1917 | 1048 | 802 |
| | b | 3298 | 1 | 1 | 11 | 1 | 6 | 6 | 2468 | 2080 | 1063 | 814 |
| | c | 199 | – | – | -1 | -1 | 1 | 1 | 180 | 163 | 15 | 12 |
| | d | 106,4 | 100,0 | 100,0 | 91,7 | 50,0 | 120,0 | 120,0 | 107,9 | 108,5 | 101,4 | 101,5 |
| sochaczewski..... | a | 403 | – | – | 3 | – | 7 | 3 | 378 | 333 | 47 | 22 |
| | b | 425 | – | – | 3 | – | 7 | 3 | 397 | 350 | 51 | 25 |
| | c | 22 | – | – | – | – | – | – | 19 | 17 | 4 | 3 |
| | d | 105,5 | x | x | 100,0 | x | 100,0 | 100,0 | 105,0 | 105,1 | 108,5 | 113,6 |
| warszawski zachodni.... | a | 2092 | 5 | 3 | 11 | 1 | 7 | 5 | 1806 | 1550 | 445 | 275 |
| | b | 2221 | 5 | 3 | 11 | 1 | 7 | 5 | 1919 | 1651 | 454 | 283 |
| | c | 129 | – | – | – | – | – | – | 113 | 101 | 9 | 8 |
| | d | 106,2 | 100,0 | 100,0 | 100,0 | 100,0 | 100,0 | 100,0 | 106,3 | 106,5 | 102,0 | 102,9 |
| żyrardowski..... | a | 330 | 2 | 1 | 5 | 1 | 7 | 6 | 278 | 242 | 70 | 43 |
| | b | 354 | 2 | 1 | 5 | 1 | 7 | 6 | 297 | 263 | 71 | 46 |
| | c | 24 | – | – | – | – | – | – | 19 | 21 | 1 | 3 |
| | d | 107,3 | 100,0 | 100,0 | 100,0 | 100,0 | 100,0 | 100,0 | 106,8 | 108,7 | 101,4 | 107,0 |

1 Sumy danych wg rodzajów kapitału nie równają się ich ogólnej liczbie, ponieważ spółki o mieszanym kapitale występują w dwóch lub więcej rubrykach tabelicy, zależnie od rodzajów kapitału zaangażowanego w spółce. 2 Krajowych osób fizycznych i pozostałych krajowych jednostek prywatnych.

1 Grand total by types of capital is not sum of totals because one company can occur in more than one column depending on whether the capital is owned by two or more ownerships. 2 Domestic natural persons and other domestic private entities.

TABL. 18. PODMIOTY GOSPODARKI NARODOWEJ WEDŁUG PRZEWIDYWANEJ LICZBY PRACUJĄCYCH¹
ENTITIES OF THE NATIONAL ECONOMY BY EXPECTED NUMBER OF EMPLOYED PERSONS¹

| Lp. No. | WYSZCZEGÓLNIENIE SPECIFICATION a – 31 XII 2013 b – 31 XII 2014 c – przyrost/spadek increase/decrease d – 2013 = 100 | Ogółem Total | | | | | |
|------------|---|-----------------|---|--------------|-------------|------------|--|
| | | razem total | 0–9 pracują- cych employed persons | 10–49 | 50–249 | 250–999 | 1000 pracują- cych i więcej employed person and more |
| 1 | M.ST. WARSZAWA..... a | 371476 | 354781 | 12981 | 2895 | 601 | 218 |
| 2 | THE CAPITAL CITY OF WARSAW b | 383617 | 366630 | 13253 | 2917 | 597 | 220 |
| 3 | c | 12141 | 11849 | 272 | 22 | -4 | 2 |
| 4 | d | 103,3 | 103,3 | 102,1 | 100,8 | 99,3 | 100,9 |
| 5 | Bemowo..... a | 20180 | 19682 | 419 | 63 | 13 | 3 |
| 6 | b | 20485 | 19989 | 423 | 60 | 10 | 3 |
| 7 | c | 305 | 307 | 4 | -3 | -3 | - |
| 8 | d | 101,5 | 101,6 | 101,0 | 95,2 | 76,9 | 100,0 |
| 9 | Białołęka..... a | 16168 | 15626 | 425 | 101 | 14 | 2 |
| 10 | b | 17243 | 16673 | 453 | 100 | 15 | 2 |
| 11 | c | 1075 | 1047 | 28 | -1 | 1 | - |
| 12 | d | 106,6 | 106,7 | 106,6 | 99,0 | 107,1 | 100,0 |
| 13 | Bielany..... a | 22525 | 21871 | 534 | 103 | 13 | 4 |
| 14 | b | 22591 | 21936 | 538 | 99 | 14 | 4 |
| 15 | c | 66 | 65 | 4 | -4 | 1 | - |
| 16 | d | 100,3 | 100,3 | 100,7 | 96,1 | 107,7 | 100,0 |
| 17 | Mokotów..... a | 51420 | 48904 | 1912 | 444 | 117 | 43 |
| 18 | b | 53215 | 50662 | 1949 | 443 | 116 | 45 |
| 19 | c | 1795 | 1758 | 37 | -1 | -1 | 2 |
| 20 | d | 103,5 | 103,6 | 101,9 | 99,8 | 99,1 | 104,7 |
| 21 | Ochota..... a | 18136 | 17276 | 577 | 225 | 37 | 21 |
| 22 | b | 18543 | 17640 | 608 | 231 | 39 | 25 |
| 23 | c | 407 | 364 | 31 | 6 | 2 | 4 |
| 24 | d | 102,2 | 102,1 | 105,4 | 102,7 | 105,4 | 119,0 |
| 25 | Praga-Południe..... a | 34775 | 33543 | 990 | 196 | 34 | 12 |
| 26 | b | 35256 | 34031 | 985 | 195 | 32 | 13 |
| 27 | c | 481 | 488 | -5 | -1 | -2 | 1 |
| 28 | d | 101,4 | 101,5 | 99,5 | 99,5 | 94,1 | 108,3 |
| 29 | Praga-Północ..... a | 11069 | 10564 | 379 | 103 | 15 | 8 |
| 30 | b | 11099 | 10599 | 375 | 101 | 16 | 8 |
| 31 | c | 30 | 35 | -4 | -2 | 1 | - |
| 32 | d | 100,3 | 100,3 | 98,9 | 98,1 | 106,7 | 100,0 |
| 33 | Rembertów..... a | 3858 | 3716 | 115 | 24 | 2 | 1 |
| 34 | b | 3872 | 3727 | 119 | 23 | 2 | 1 |
| 35 | c | 14 | 11 | 4 | -1 | - | - |
| 36 | d | 100,4 | 100,3 | 103,5 | 95,8 | 100,0 | 100,0 |
| 37 | Śródmieście..... a | 55218 | 51521 | 2786 | 695 | 157 | 59 |
| 38 | b | 58930 | 55158 | 2856 | 704 | 157 | 55 |
| 39 | c | 3712 | 3637 | 70 | 9 | - | -4 |
| 40 | d | 106,7 | 107,1 | 102,5 | 101,3 | 100,0 | 93,2 |

¹ Przewidywana liczba pracujących podawana przy pierwszym zgłoszeniu o wpis do rejestru REGON. Nie ma ustawowego
¹ Expected number of employed persons declared at the moment of registration to REGON register. There is no legal

ORAZ DZIELNIC M.ST. WARSZAWY

AND BY DISTRICTS OF THE CAPITAL CITY OF WARSAW

| Sektor publiczny Public sector | | | | | | | | |
|-----------------------------------|--|-------|--------|---------|---|----------------|--|-------|
| razem total | 0-9 pracują- cych employed persons | 10-49 | 50-249 | 250-999 | 1000 pracują- cych i więcej employed person and more | razem total | 0-9 pracują- cych employed persons | 10-49 |
| 4413 | 2550 | 866 | 730 | 184 | 83 | 367063 | 352231 | 12115 |
| 4343 | 2539 | 804 | 732 | 185 | 83 | 378812 | 363629 | 12449 |
| -70 | -11 | -62 | 2 | 1 | - | 11749 | 11398 | 334 |
| 98,4 | 99,6 | 92,8 | 100,3 | 100,5 | 100,0 | 103,2 | 103,2 | 102,8 |
| 93 | 35 | 26 | 25 | 5 | 2 | 20087 | 19647 | 393 |
| 93 | 36 | 24 | 25 | 6 | 2 | 20388 | 19949 | 399 |
| - | 1 | -2 | - | 1 | - | 301 | 302 | 6 |
| 100,0 | 102,9 | 92,3 | 100,0 | 120,0 | 100,0 | 101,5 | 101,5 | 101,5 |
| 82 | 19 | 26 | 31 | 5 | 1 | 16086 | 15607 | 399 |
| 80 | 20 | 21 | 33 | 5 | 1 | 17154 | 16644 | 432 |
| -2 | 1 | -5 | 2 | - | - | 1068 | 1037 | 33 |
| 97,6 | 105,3 | 80,8 | 106,5 | 100,0 | 100,0 | 106,6 | 106,6 | 108,3 |
| 193 | 98 | 47 | 40 | 5 | 3 | 22332 | 21773 | 487 |
| 187 | 96 | 45 | 38 | 5 | 3 | 22402 | 21838 | 493 |
| -6 | -2 | -2 | -2 | - | - | 70 | 65 | 6 |
| 96,9 | 98,0 | 95,7 | 95,0 | 100,0 | 100,0 | 100,3 | 100,3 | 101,2 |
| 631 | 392 | 123 | 80 | 27 | 9 | 50789 | 48512 | 1789 |
| 620 | 385 | 117 | 80 | 28 | 10 | 52525 | 50207 | 1832 |
| -11 | -7 | -6 | - | 1 | 1 | 1736 | 1695 | 43 |
| 98,3 | 98,2 | 95,1 | 100,0 | 103,7 | 111,1 | 103,4 | 103,5 | 102,4 |
| 309 | 168 | 53 | 59 | 17 | 12 | 17827 | 17108 | 524 |
| 308 | 164 | 50 | 62 | 19 | 13 | 18216 | 17457 | 558 |
| -1 | -4 | -3 | 3 | 2 | 1 | 389 | 349 | 34 |
| 99,7 | 97,6 | 94,3 | 105,1 | 111,8 | 108,3 | 102,2 | 102,0 | 106,5 |
| 471 | 313 | 84 | 60 | 9 | 5 | 34304 | 33230 | 906 |
| 464 | 313 | 77 | 60 | 9 | 5 | 34774 | 33700 | 908 |
| -7 | - | -7 | - | - | - | 470 | 470 | 2 |
| 98,5 | 100,0 | 91,7 | 100,0 | 100,0 | 100,0 | 101,4 | 101,4 | 100,2 |
| 236 | 139 | 43 | 45 | 5 | 4 | 10833 | 10425 | 336 |
| 231 | 140 | 37 | 45 | 5 | 4 | 10864 | 10455 | 338 |
| -5 | 1 | -6 | - | - | - | 31 | 30 | 2 |
| 97,9 | 100,7 | 86,0 | 100,0 | 100,0 | 100,0 | 100,3 | 100,3 | 100,6 |
| 49 | 28 | 10 | 9 | 1 | 1 | 3809 | 3688 | 105 |
| 49 | 28 | 10 | 9 | 1 | 1 | 3822 | 3698 | 109 |
| - | - | - | - | - | - | 13 | 10 | 4 |
| 100,0 | 100,0 | 100,0 | 100,0 | 100,0 | 100,0 | 100,3 | 100,3 | 103,8 |
| 1177 | 750 | 151 | 188 | 63 | 25 | 54041 | 50771 | 2635 |
| 1157 | 749 | 141 | 183 | 60 | 24 | 57559 | 54195 | 2715 |
| -20 | -1 | -10 | -5 | -3 | -1 | 3518 | 3424 | 80 |
| 98,3 | 99,9 | 93,4 | 97,3 | 95,2 | 96,0 | 106,5 | 106,7 | 103,0 |

obowiązku aktualizacji tej informacji przez podmiot.
obligation to update this information by the entity.

| Sektor prywatny <i>Private sector</i> | | | | | | | | | Lp. No. |
|--|---------|--|---|---|-------|--------|---------|---|------------|
| 50–249 | 250–999 | 1000 pracują- cych i więcej <i>employed person and more</i> | w tym osoby fizyczne prowadzące działalność gospodarczą <i>of which natural persons conducting economic activity</i> | | | | | 1000 pracujących i więcej <i>employed persons and more</i> | |
| | | | razem <i>total</i> | 0–9 pracujących <i>employed persons</i> | 10–49 | 50–249 | 250–999 | | |
| 2165 | 417 | 135 | 218445 | 216762 | 1620 | 61 | 2 | – | 1 |
| 2185 | 412 | 137 | 220009 | 218273 | 1669 | 64 | 2 | 1 | 2 |
| 20 | -5 | 2 | 1564 | 1511 | 49 | 3 | – | 1 | 3 |
| 100,9 | 98,8 | 101,5 | 100,7 | 100,7 | 103,0 | 104,9 | 100,0 | x | 4 |
| 38 | 8 | 1 | 15347 | 15226 | 119 | 2 | – | – | 5 |
| 35 | 4 | 1 | 15472 | 15348 | 122 | 2 | – | – | 6 |
| -3 | -4 | – | 125 | 122 | 3 | – | – | – | 7 |
| 92,1 | 50,0 | 100,0 | 100,8 | 100,8 | 102,5 | 100,0 | x | x | 8 |
| 70 | 9 | 1 | 12035 | 11952 | 82 | 1 | – | – | 9 |
| 67 | 10 | 1 | 12749 | 12650 | 98 | 1 | – | – | 10 |
| -3 | 1 | – | 714 | 698 | 16 | – | – | – | 11 |
| 95,7 | 111,1 | 100,0 | 105,9 | 105,8 | 119,5 | 100,0 | x | x | 12 |
| 63 | 8 | 1 | 16284 | 16176 | 106 | 2 | – | – | 13 |
| 61 | 9 | 1 | 16165 | 16057 | 106 | 2 | – | – | 14 |
| -2 | 1 | – | -119 | -119 | – | – | – | – | 15 |
| 96,8 | 112,5 | 100,0 | 99,3 | 99,3 | 100,0 | 100,0 | x | x | 16 |
| 364 | 90 | 34 | 28433 | 28217 | 207 | 9 | – | – | 17 |
| 363 | 88 | 35 | 28667 | 28445 | 210 | 11 | – | 1 | 18 |
| -1 | -2 | 1 | 234 | 228 | 3 | 2 | – | 1 | 19 |
| 99,7 | 97,8 | 102,9 | 100,8 | 100,8 | 101,4 | 122,2 | x | x | 20 |
| 166 | 20 | 9 | 10348 | 10282 | 63 | 3 | – | – | 21 |
| 169 | 20 | 12 | 10346 | 10274 | 70 | 2 | – | – | 22 |
| 3 | – | 3 | -2 | -8 | 7 | -1 | – | – | 23 |
| 101,8 | 100,0 | 133,3 | 100,0 | 99,9 | 111,1 | 66,7 | x | x | 24 |
| 136 | 25 | 7 | 22776 | 22602 | 166 | 8 | – | – | 25 |
| 135 | 23 | 8 | 22783 | 22604 | 172 | 7 | – | – | 26 |
| -1 | -2 | 1 | 7 | 2 | 6 | -1 | – | – | 27 |
| 99,3 | 92,0 | 114,3 | 100,0 | 100,0 | 103,6 | 87,5 | x | x | 28 |
| 58 | 10 | 4 | 7181 | 7115 | 64 | 2 | – | – | 29 |
| 56 | 11 | 4 | 7050 | 6985 | 63 | 2 | – | – | 30 |
| -2 | 1 | – | -131 | -130 | -1 | – | – | – | 31 |
| 96,6 | 110,0 | 100,0 | 98,2 | 98,2 | 98,4 | 100,0 | x | x | 32 |
| 15 | 1 | – | 2760 | 2730 | 30 | – | – | – | 33 |
| 14 | 1 | – | 2738 | 2710 | 28 | – | – | – | 34 |
| -1 | – | – | -22 | -20 | -2 | – | – | – | 35 |
| 93,3 | 100,0 | x | 99,2 | 99,3 | 93,3 | x | x | x | 36 |
| 507 | 94 | 34 | 15979 | 15845 | 126 | 8 | – | – | 37 |
| 521 | 97 | 31 | 15889 | 15755 | 125 | 9 | – | – | 38 |
| 14 | 3 | -3 | -90 | -90 | -1 | 1 | – | – | 39 |
| 102,8 | 103,2 | 91,2 | 99,4 | 99,4 | 99,2 | 112,5 | x | x | 40 |

TABL. 18. PODMIOTY GOSPODARKI NARODOWEJ WEDŁUG PRZEWDYWANEJ LICZBY PRACUJĄCYCH¹
ENTITIES OF THE NATIONAL ECONOMY BY EXPECTED NUMBER OF EMPLOYED PERSONS¹

| Lp. No. | WYSZCZEGÓLNIENIE SPECIFICATION a – 31 XII 2013 b – 31 XII 2014 c – przyrost/spadek increase/decrease d – 2013 = 100 | Ogółem Total | | | | | |
|------------|---|-----------------|---|-------|--------|---------|--|
| | | razem total | 0–9 pracują- cych employed persons | 10–49 | 50–249 | 250–999 | 1000 pracują- cych i więcej employed person and more |
| 1 | Targówek..... a | 19109 | 18488 | 518 | 87 | 14 | 2 |
| 2 | b | 19317 | 18688 | 525 | 89 | 13 | 2 |
| 3 | c | 208 | 200 | 7 | 2 | -1 | - |
| 4 | d | 101,1 | 101,1 | 101,4 | 102,3 | 92,9 | 100,0 |
| 5 | Ursus..... a | 8437 | 8197 | 198 | 38 | 4 | - |
| 6 | b | 8633 | 8386 | 205 | 39 | 3 | - |
| 7 | c | 196 | 189 | 7 | 1 | -1 | - |
| 8 | d | 102,3 | 102,3 | 103,5 | 102,6 | 75,0 | x |
| 9 | Ursynów..... a | 28482 | 27527 | 761 | 162 | 25 | 7 |
| 10 | b | 28942 | 27975 | 776 | 162 | 23 | 6 |
| 11 | c | 460 | 448 | 15 | - | -2 | -1 |
| 12 | d | 101,6 | 101,6 | 102,0 | 100,0 | 92,0 | 85,7 |
| 13 | Wawer..... a | 15349 | 14771 | 495 | 72 | 8 | 3 |
| 14 | b | 15651 | 15058 | 505 | 77 | 8 | 3 |
| 15 | c | 302 | 287 | 10 | 5 | - | - |
| 16 | d | 102,0 | 101,9 | 102,0 | 106,9 | 100,0 | 100,0 |
| 17 | Wesoła..... a | 4538 | 4390 | 124 | 20 | 3 | 1 |
| 18 | b | 4675 | 4529 | 123 | 19 | 3 | 1 |
| 19 | c | 137 | 139 | -1 | -1 | - | - |
| 20 | d | 103,0 | 103,2 | 99,2 | 95,0 | 100,0 | 100,0 |
| 21 | Wilanów..... a | 7004 | 6754 | 221 | 24 | 3 | 2 |
| 22 | b | 7756 | 7491 | 232 | 27 | 5 | 1 |
| 23 | c | 752 | 737 | 11 | 3 | 2 | -1 |
| 24 | d | 110,7 | 110,9 | 105,0 | 112,5 | 166,7 | 50,0 |
| 25 | Włochy..... a | 10723 | 9847 | 655 | 157 | 47 | 17 |
| 26 | b | 11093 | 10211 | 659 | 159 | 47 | 17 |
| 27 | c | 370 | 364 | 4 | 2 | - | - |
| 28 | d | 103,5 | 103,7 | 100,6 | 101,3 | 100,0 | 100,0 |
| 29 | Wola..... a | 33385 | 31493 | 1476 | 316 | 73 | 27 |
| 30 | b | 34893 | 32952 | 1518 | 322 | 72 | 29 |
| 31 | c | 1508 | 1459 | 42 | 6 | -1 | 2 |
| 32 | d | 104,5 | 104,6 | 102,8 | 101,9 | 98,6 | 107,4 |
| 33 | Żoliborz..... a | 11100 | 10611 | 396 | 65 | 22 | 6 |
| 34 | b | 11396 | 10898 | 404 | 67 | 22 | 5 |
| 35 | c | 296 | 287 | 8 | 2 | - | -1 |
| 36 | d | 102,7 | 102,7 | 102,0 | 103,1 | 100,0 | 83,3 |

¹ Przewidywana liczba pracujących podawana przy pierwszym zgłoszeniu o wpis do rejestru REGON. Nie ma ustawowego
¹ Expected number of employed persons declared at the moment of registration to REGON register. There is no legal

ORAZ DZIELNIC M.ST. WARSZAWY (dok.)
AND BY DISTRICTS OF THE CAPITAL CITY OF WARSAW (cont.)

| Sektor publiczny Public sector | | | | | | | | |
|-----------------------------------|--|-------|--------|---------|---|----------------|--|-------|
| razem total | 0-9 pracują- cych employed persons | 10-49 | 50-249 | 250-999 | 1000 pracują- cych i więcej employed person and more | razem total | 0-9 pracują- cych employed persons | 10-49 |
| 107 | 39 | 40 | 24 | 3 | 1 | 19002 | 18449 | 478 |
| 102 | 37 | 37 | 24 | 3 | 1 | 19204 | 18640 | 488 |
| -5 | -2 | -3 | - | - | - | 202 | 191 | 10 |
| 95,3 | 94,9 | 92,5 | 100,0 | 100,0 | 100,0 | 101,1 | 101,0 | 102,1 |
| 55 | 16 | 29 | 8 | 2 | - | 8382 | 8181 | 169 |
| 51 | 15 | 27 | 7 | 2 | - | 8579 | 8368 | 178 |
| -4 | -1 | -2 | -1 | - | - | 197 | 187 | 9 |
| 92,7 | 93,8 | 93,1 | 87,5 | 100,0 | x | 102,4 | 102,3 | 105,3 |
| 82 | 4 | 41 | 30 | 4 | 3 | 28400 | 27523 | 720 |
| 77 | 4 | 37 | 30 | 4 | 2 | 28845 | 27951 | 739 |
| -5 | - | -4 | - | - | -1 | 445 | 428 | 19 |
| 93,9 | 100,0 | 90,2 | 100,0 | 100,0 | 66,7 | 101,6 | 101,6 | 102,6 |
| 98 | 42 | 30 | 22 | 2 | 2 | 15251 | 14729 | 465 |
| 95 | 42 | 25 | 24 | 2 | 2 | 15550 | 15010 | 480 |
| -3 | - | -5 | 2 | - | - | 299 | 281 | 15 |
| 96,9 | 100,0 | 83,3 | 109,1 | 100,0 | 100,0 | 102,0 | 101,9 | 103,2 |
| 37 | 16 | 13 | 6 | 1 | 1 | 4501 | 4374 | 111 |
| 37 | 16 | 13 | 6 | 1 | 1 | 4635 | 4510 | 110 |
| - | - | - | - | - | - | 134 | 136 | -1 |
| 100,0 | 100,0 | 100,0 | 100,0 | 100,0 | 100,0 | 103,0 | 103,1 | 99,1 |
| 24 | 13 | 5 | 6 | - | - | 6980 | 6741 | 216 |
| 26 | 14 | 5 | 7 | - | - | 7721 | 7468 | 227 |
| 2 | 1 | - | 1 | - | - | 741 | 727 | 11 |
| 108,3 | 107,7 | 100,0 | 116,7 | x | x | 110,6 | 110,8 | 105,1 |
| 85 | 33 | 26 | 12 | 10 | 4 | 10638 | 9814 | 629 |
| 87 | 34 | 25 | 14 | 10 | 4 | 10997 | 10168 | 634 |
| 2 | 1 | -1 | 2 | - | - | 359 | 354 | 5 |
| 102,4 | 103,0 | 96,2 | 116,7 | 100,0 | 100,0 | 103,4 | 103,6 | 100,8 |
| 550 | 368 | 90 | 64 | 20 | 8 | 32835 | 31125 | 1386 |
| 542 | 364 | 85 | 65 | 20 | 8 | 34304 | 32541 | 1433 |
| -8 | -4 | -5 | 1 | - | - | 1469 | 1416 | 47 |
| 98,5 | 98,9 | 94,4 | 101,6 | 100,0 | 100,0 | 104,5 | 104,5 | 103,4 |
| 134 | 77 | 29 | 21 | 5 | 2 | 10966 | 10534 | 367 |
| 137 | 82 | 28 | 20 | 5 | 2 | 11246 | 10803 | 376 |
| 3 | 5 | -1 | -1 | - | - | 280 | 269 | 9 |
| 102,2 | 106,5 | 96,6 | 95,2 | 100,0 | 100,0 | 102,6 | 102,6 | 102,5 |

obowiązku aktualizacji tej informacji przez podmiot.
obligation to update this information by the entity.

| Sektor prywatny <i>Private sector</i> | | | | | | | | | | Lp. No. |
|--|---------|--|---|---|-------|--------|---------|---|---|------------|
| 50-249 | 250-999 | 1000 pracują- cych i więcej <i>employed person and more</i> | w tym osoby fizyczne prowadzące działalność gospodarczą <i>of which natural persons conducting economic activity</i> | | | | | | 1000 pracujących i więcej <i>employed persons and more</i> | |
| | | | razem <i>total</i> | 0-9 pracujących <i>employed persons</i> | 10-49 | 50-249 | 250-999 | | | |
| 63 | 11 | 1 | 14226 | 14117 | 106 | 3 | - | - | 1 | |
| 65 | 10 | 1 | 14136 | 14018 | 115 | 3 | - | - | 2 | |
| 2 | -1 | - | -90 | -99 | 9 | - | - | - | 3 | |
| 103,2 | 90,9 | 100,0 | 99,4 | 99,3 | 108,5 | 100,0 | x | x | 4 | |
| 30 | 2 | - | 6177 | 6134 | 40 | 3 | - | - | 5 | |
| 32 | 1 | - | 6286 | 6238 | 45 | 3 | - | - | 6 | |
| 2 | -1 | - | 109 | 104 | 5 | - | - | - | 7 | |
| 106,7 | 50,0 | x | 101,8 | 101,7 | 112,5 | 100,0 | x | x | 8 | |
| 132 | 21 | 4 | 20180 | 20046 | 124 | 8 | 2 | - | 9 | |
| 132 | 19 | 4 | 20179 | 20045 | 124 | 8 | 2 | - | 10 | |
| - | -2 | - | -1 | -1 | - | - | - | - | 11 | |
| 100,0 | 90,5 | 100,0 | 100,0 | 100,0 | 100,0 | 100,0 | 100,0 | x | 12 | |
| 50 | 6 | 1 | 10617 | 10514 | 99 | 4 | - | - | 13 | |
| 53 | 6 | 1 | 10702 | 10591 | 107 | 4 | - | - | 14 | |
| 3 | - | - | 85 | 77 | 8 | - | - | - | 15 | |
| 106,0 | 100,0 | 100,0 | 100,8 | 100,7 | 108,1 | 100,0 | x | x | 16 | |
| 14 | 2 | - | 3369 | 3335 | 32 | 2 | - | - | 17 | |
| 13 | 2 | - | 3429 | 3395 | 32 | 2 | - | - | 18 | |
| -1 | - | - | 60 | 60 | - | - | - | - | 19 | |
| 92,9 | 100,0 | x | 101,8 | 101,8 | 100,0 | 100,0 | x | x | 20 | |
| 18 | 3 | 2 | 4395 | 4367 | 28 | - | - | - | 21 | |
| 20 | 5 | 1 | 4878 | 4850 | 28 | - | - | - | 22 | |
| 2 | 2 | -1 | 483 | 483 | - | - | - | - | 23 | |
| 111,1 | 166,7 | 50,0 | 111,0 | 111,1 | 100,0 | x | x | x | 24 | |
| 145 | 37 | 13 | 5316 | 5266 | 50 | - | - | - | 25 | |
| 145 | 37 | 13 | 5380 | 5335 | 45 | - | - | - | 26 | |
| - | - | - | 64 | 69 | -5 | - | - | - | 27 | |
| 100,0 | 100,0 | 100,0 | 101,2 | 101,3 | 90,0 | x | x | x | 28 | |
| 252 | 53 | 19 | 16385 | 16258 | 122 | 5 | - | - | 29 | |
| 257 | 52 | 21 | 16444 | 16316 | 122 | 6 | - | - | 30 | |
| 5 | -1 | 2 | 59 | 58 | - | 1 | - | - | 31 | |
| 102,0 | 98,1 | 110,5 | 100,4 | 100,4 | 100,0 | 120,0 | x | x | 32 | |
| 44 | 17 | 4 | 6637 | 6580 | 56 | 1 | - | - | 33 | |
| 47 | 17 | 3 | 6694 | 6635 | 57 | 2 | - | - | 34 | |
| 3 | - | -1 | 57 | 55 | 1 | 1 | - | - | 35 | |
| 106,8 | 100,0 | 75,0 | 100,9 | 100,8 | 101,8 | 200,0 | x | x | 36 | |

TABL. 19. **PODMIOTY GOSPODARKI NARODOWEJ WEDŁUG SEKCJI POLSKIEJ KLASYFIKACJI**
ENTITIES OF THE NATIONAL ECONOMY BY SECTIONS OF THE POLISH CLASSIFICATION

| Lp. No. | WYSZCZEGÓLNIENIE SPECIFICATION a – 31 XII 2013 b – 31 XII 2014 c – przyrost/spadek increase/decrease d – 2013 = 100 | Ogółem Grand total | przemysł industry | | | |
|------------|---|-----------------------|--|----------------|---|-----------------------------|
| | | | rolnictwo, leśnictwo, łowiectwo i rybactwo agriculture, forestry and fishing | razem total | w tym przetwórstwo przemysłowe of which manufacturing | budownictwo construction |
| | | | | | | |
| 1 | M.ST. WARSZAWA..... a | 371476 | 1246 | 26835 | 24232 | 28934 |
| 2 | THE CAPITAL CITY b | 383617 | 1200 | 27248 | 24543 | 29266 |
| 3 | OF WARSAW c | 12141 | -46 | 413 | 311 | 332 |
| 4 | d | 103,3 | 96,3 | 101,5 | 101,3 | 101,1 |
| 5 | Bemowo..... a | 20180 | 62 | 1372 | 1320 | 1517 |
| 6 | b | 20485 | 52 | 1368 | 1314 | 1499 |
| 7 | c | 305 | -10 | -4 | -6 | -18 |
| 8 | d | 101,5 | 83,9 | 99,7 | 99,5 | 98,8 |
| 9 | Białoleka..... a | 16168 | 46 | 1152 | 1023 | 1308 |
| 10 | b | 17243 | 43 | 1204 | 1076 | 1360 |
| 11 | c | 1075 | -3 | 52 | 53 | 52 |
| 12 | d | 106,6 | 93,5 | 104,5 | 105,2 | 104,0 |
| 13 | Bielany..... a | 22525 | 45 | 1767 | 1704 | 1890 |
| 14 | b | 22591 | 40 | 1747 | 1681 | 1852 |
| 15 | c | 66 | -5 | -20 | -23 | -38 |
| 16 | d | 100,3 | 88,9 | 98,9 | 98,7 | 98,0 |
| 17 | Mokotów..... a | 51420 | 171 | 3421 | 3002 | 3715 |
| 18 | b | 53215 | 171 | 3469 | 2997 | 3778 |
| 19 | c | 1795 | - | 48 | -5 | 63 |
| 20 | d | 103,5 | 100,0 | 101,4 | 99,8 | 101,7 |
| 21 | Ochota..... a | 18136 | 71 | 1145 | 967 | 1267 |
| 22 | b | 18543 | 51 | 1137 | 973 | 1303 |
| 23 | c | 407 | -20 | -8 | 6 | 36 |
| 24 | d | 102,2 | 71,8 | 99,3 | 100,6 | 102,8 |
| 25 | Praga-Południe..... a | 34775 | 81 | 2447 | 2339 | 2687 |
| 26 | b | 35256 | 73 | 2431 | 2313 | 2694 |
| 27 | c | 481 | -8 | -16 | -26 | 7 |
| 28 | d | 101,4 | 90,1 | 99,3 | 98,9 | 100,3 |
| 29 | Praga-Północ..... a | 11069 | 30 | 748 | 702 | 1019 |
| 30 | b | 11099 | 26 | 736 | 687 | 996 |
| 31 | c | 30 | -4 | -12 | -15 | -23 |
| 32 | d | 100,3 | 86,7 | 98,4 | 97,9 | 97,7 |
| 33 | Rembertów..... a | 3858 | 16 | 386 | 359 | 351 |
| 34 | b | 3872 | 15 | 389 | 364 | 345 |
| 35 | c | 14 | -1 | 3 | 5 | -6 |
| 36 | d | 100,4 | 93,8 | 100,8 | 101,4 | 98,3 |
| 37 | Śródmieście..... a | 55218 | 215 | 3513 | 2793 | 3864 |
| 38 | b | 58930 | 241 | 3734 | 2962 | 4103 |
| 39 | c | 3712 | 26 | 221 | 169 | 239 |
| 40 | d | 106,7 | 112,1 | 106,3 | 106,1 | 106,2 |
| 41 | Targówek..... a | 19109 | 43 | 1656 | 1521 | 1905 |
| 42 | b | 19317 | 43 | 1654 | 1520 | 1883 |
| 43 | c | 208 | - | -2 | -1 | -22 |
| 44 | d | 101,1 | 100,0 | 99,9 | 99,9 | 98,8 |

DZIAŁALNOŚCI ORAZ DZIELNIC M.ST. WARSZAWY
OF ACTIVITIES AND BY DISTRICTS OF THE CAPITAL CITY OF WARSAW

W tym Of which

| handel; naprawa pojazdów samocho- dowych ^Δ <i>trade; repair of motor vehicles^Δ</i> | transport i gospodarka magazynowa <i>transportation and storage</i> | zakwate- rowanie i gastronomia ^Δ <i>accommodation and catering^Δ</i> | informacja i komunikacja <i>information and communication</i> | działalność finansowa i ubezpiecze- niowa <i>financial and insurance activities</i> | obsługa rynku nieruchomości ^Δ <i>real estate activities</i> | działalność profesjonalna, naukowa i techniczna <i>professional, scientific and technical activities</i> |
|---|--|--|---|---|--|--|
| 86331 | 20955 | 9578 | 26663 | 14763 | 20833 | 63102 |
| 87414 | 20529 | 10044 | 28776 | 14943 | 21709 | 66983 |
| 1083 | -426 | 466 | 2113 | 180 | 876 | 3881 |
| 101,3 | 98,0 | 104,9 | 107,9 | 101,2 | 104,2 | 106,2 |
| 4761 | 1487 | 481 | 1531 | 879 | 699 | 3344 |
| 4676 | 1442 | 500 | 1617 | 870 | 752 | 3542 |
| -85 | -45 | 19 | 86 | -9 | 53 | 198 |
| 98,2 | 97,0 | 104,0 | 105,6 | 99,0 | 107,6 | 105,9 |
| 3502 | 997 | 431 | 1273 | 688 | 735 | 2664 |
| 3647 | 1013 | 446 | 1433 | 697 | 786 | 2938 |
| 145 | 16 | 15 | 160 | 9 | 51 | 274 |
| 104,1 | 101,6 | 103,5 | 112,6 | 101,3 | 106,9 | 110,3 |
| 5591 | 1681 | 480 | 1353 | 781 | 887 | 3410 |
| 5484 | 1617 | 497 | 1387 | 750 | 908 | 3561 |
| -107 | -64 | 17 | 34 | -31 | 21 | 151 |
| 98,1 | 96,2 | 103,5 | 102,5 | 96,0 | 102,4 | 104,4 |
| 11229 | 2447 | 1154 | 4256 | 2046 | 3304 | 9826 |
| 11324 | 2407 | 1201 | 4587 | 2075 | 3476 | 10369 |
| 95 | -40 | 47 | 331 | 29 | 172 | 543 |
| 100,8 | 98,4 | 104,1 | 107,8 | 101,4 | 105,2 | 105,5 |
| 4020 | 956 | 463 | 1351 | 766 | 1164 | 3237 |
| 4073 | 936 | 500 | 1432 | 760 | 1179 | 3335 |
| 53 | -20 | 37 | 81 | -6 | 15 | 98 |
| 101,3 | 97,9 | 108,0 | 106,0 | 99,2 | 101,3 | 103,0 |
| 8737 | 2232 | 938 | 2242 | 1294 | 2073 | 5360 |
| 8590 | 2193 | 969 | 2381 | 1284 | 2112 | 5646 |
| -147 | -39 | 31 | 139 | -10 | 39 | 286 |
| 98,3 | 98,3 | 103,3 | 106,2 | 99,2 | 101,9 | 105,3 |
| 2966 | 920 | 357 | 552 | 396 | 580 | 1246 |
| 2915 | 865 | 374 | 585 | 376 | 584 | 1331 |
| -51 | -55 | 17 | 33 | -20 | 4 | 85 |
| 98,3 | 94,0 | 104,8 | 106,0 | 94,9 | 100,7 | 106,8 |
| 1113 | 274 | 94 | 169 | 116 | 185 | 448 |
| 1099 | 264 | 95 | 180 | 118 | 186 | 459 |
| -14 | -10 | 1 | 11 | 2 | 1 | 11 |
| 98,7 | 96,4 | 101,1 | 106,5 | 101,7 | 100,5 | 102,5 |
| 10934 | 1554 | 1780 | 3997 | 2640 | 4632 | 10765 |
| 11685 | 1598 | 1917 | 4412 | 2826 | 4867 | 11668 |
| 751 | 44 | 137 | 415 | 186 | 235 | 903 |
| 106,9 | 102,8 | 107,7 | 110,4 | 107,0 | 105,1 | 108,4 |
| 5285 | 2081 | 489 | 976 | 704 | 501 | 2204 |
| 5279 | 2012 | 501 | 1044 | 697 | 515 | 2334 |
| -6 | -69 | 12 | 68 | -7 | 14 | 130 |
| 99,9 | 96,7 | 102,5 | 107,0 | 99,0 | 102,8 | 105,9 |

| administrowanie i działalność wspierająca ^Δ <i>administrative and support service activities</i> | administracja publiczna i obrona narodowa; obowiązkowe zabezpieczenia społeczne <i>public administration and defence; compulsory social security</i> | edukacja <i>education</i> | opieka zdrowotna i pomoc społeczna <i>human health and social work activities</i> | działalność związana z kulturą, rozrywką i rekreacją <i>arts, entertainment and recreation</i> | pozostała działalność usługowa <i>other service activities</i> | Lp. No. |
|--|---|------------------------------|--|---|---|---------|
| 14889 | 363 | 12499 | 15879 | 5935 | 22526 | 1 |
| 15632 | 370 | 13063 | 16525 | 6269 | 23497 | 2 |
| 743 | 7 | 564 | 646 | 334 | 971 | 3 |
| 105,0 | 101,9 | 104,5 | 104,1 | 105,6 | 104,3 | 4 |
| 837 | 10 | 725 | 1152 | 298 | 1025 | 5 |
| 863 | 10 | 750 | 1185 | 311 | 1048 | 6 |
| 26 | – | 25 | 33 | 13 | 23 | 7 |
| 103,1 | 100,0 | 103,4 | 102,9 | 104,4 | 102,2 | 8 |
| 679 | 4 | 757 | 856 | 255 | 821 | 9 |
| 765 | 4 | 815 | 919 | 278 | 895 | 10 |
| 86 | – | 58 | 63 | 23 | 74 | 11 |
| 112,7 | 100,0 | 107,7 | 107,4 | 109,0 | 109,0 | 12 |
| 929 | 3 | 896 | 1078 | 431 | 1302 | 13 |
| 942 | 4 | 918 | 1086 | 431 | 1366 | 14 |
| 13 | 1 | 22 | 8 | – | 64 | 15 |
| 101,4 | 133,3 | 102,5 | 100,7 | 100,0 | 104,9 | 16 |
| 2012 | 41 | 1687 | 2169 | 855 | 3047 | 17 |
| 2201 | 46 | 1770 | 2252 | 905 | 3145 | 18 |
| 189 | 5 | 83 | 83 | 50 | 98 | 19 |
| 109,4 | 112,2 | 104,9 | 103,8 | 105,8 | 103,2 | 20 |
| 791 | 29 | 601 | 853 | 300 | 1118 | 21 |
| 818 | 31 | 626 | 877 | 315 | 1166 | 22 |
| 27 | 2 | 25 | 24 | 15 | 48 | 23 |
| 103,4 | 106,9 | 104,2 | 102,8 | 105,0 | 104,3 | 24 |
| 1447 | 13 | 1219 | 1569 | 565 | 1854 | 25 |
| 1440 | 14 | 1248 | 1633 | 615 | 1915 | 26 |
| -7 | 1 | 29 | 64 | 50 | 61 | 27 |
| 99,5 | 107,7 | 102,4 | 104,1 | 108,8 | 103,3 | 28 |
| 516 | 13 | 372 | 371 | 160 | 823 | 29 |
| 520 | 12 | 393 | 368 | 166 | 852 | 30 |
| 4 | -1 | 21 | -3 | 6 | 29 | 31 |
| 100,8 | 92,3 | 105,6 | 99,2 | 103,8 | 103,5 | 32 |
| 152 | 4 | 112 | 174 | 55 | 209 | 33 |
| 150 | 4 | 114 | 175 | 53 | 226 | 34 |
| -2 | – | 2 | 1 | -2 | 17 | 35 |
| 98,7 | 100,0 | 101,8 | 100,6 | 96,4 | 108,1 | 36 |
| 2144 | 191 | 1466 | 1451 | 947 | 5057 | 37 |
| 2285 | 188 | 1534 | 1514 | 1039 | 5248 | 38 |
| 141 | -3 | 68 | 63 | 92 | 191 | 39 |
| 106,6 | 98,4 | 104,6 | 104,3 | 109,7 | 103,8 | 40 |
| 898 | 2 | 508 | 593 | 219 | 1044 | 41 |
| 910 | 2 | 520 | 621 | 221 | 1080 | 42 |
| 12 | – | 12 | 28 | 2 | 36 | 43 |
| 101,3 | 100,0 | 102,4 | 104,7 | 100,9 | 103,4 | 44 |

TABL. 19. **PODMIOTY GOSPODARKI NARODOWEJ WEDŁUG SEKCJI POLSKIEJ KLASYFIKACJI**
ENTITIES OF THE NATIONAL ECONOMY BY SECTIONS OF THE POLISH CLASSIFICATION

| Lp. No. | WYSZCZEGÓLNIENIE SPECIFICATION a – 31 XII 2013 b – 31 XII 2014 c – przyrost/spadek increase/decrease d – 2013 = 100 | Ogółem Grand total | przemysł industry | | | |
|------------|---|-----------------------|--|----------------|---|-----------------------------|
| | | | rolnictwo, leśnictwo, łowiectwo i rybactwo agriculture, forestry and fishing | razem total | | budownictwo construction |
| | | | | razem total | w tym przetwórstwo przemysłowe of which manufacturing | |
| 1 | Ursus..... a | 8437 | 26 | 679 | 642 | 711 |
| 2 | b | 8633 | 24 | 665 | 633 | 704 |
| 3 | c | 196 | -2 | -14 | -9 | -7 |
| 4 | d | 102,3 | 92,3 | 97,9 | 98,6 | 99,0 |
| 5 | Ursynów..... a | 28482 | 124 | 1831 | 1695 | 1997 |
| 6 | b | 28942 | 95 | 1837 | 1703 | 1993 |
| 7 | c | 460 | -29 | 6 | 8 | -4 |
| 8 | d | 101,6 | 76,6 | 100,3 | 100,5 | 99,8 |
| 9 | Wawer..... a | 15349 | 66 | 1689 | 1626 | 1269 |
| 10 | b | 15651 | 54 | 1717 | 1645 | 1273 |
| 11 | c | 302 | -12 | 28 | 19 | 4 |
| 12 | d | 102,0 | 81,8 | 101,7 | 101,2 | 100,3 |
| 13 | Wesoła..... a | 4538 | 62 | 408 | 386 | 440 |
| 14 | b | 4675 | 56 | 427 | 409 | 442 |
| 15 | c | 137 | -6 | 19 | 23 | 2 |
| 16 | d | 103,0 | 90,3 | 104,7 | 106,0 | 100,5 |
| 17 | Wilanów..... a | 7004 | 31 | 450 | 376 | 463 |
| 18 | b | 7756 | 33 | 463 | 394 | 492 |
| 19 | c | 752 | 2 | 13 | 18 | 29 |
| 20 | d | 110,7 | 106,5 | 102,9 | 104,8 | 106,3 |
| 21 | Włochy..... a | 10723 | 39 | 943 | 895 | 875 |
| 22 | b | 11093 | 36 | 984 | 928 | 892 |
| 23 | c | 370 | -3 | 41 | 33 | 17 |
| 24 | d | 103,5 | 92,3 | 104,3 | 103,7 | 101,9 |
| 25 | Wola..... a | 33385 | 99 | 2427 | 2138 | 2889 |
| 26 | b | 34893 | 124 | 2480 | 2196 | 2870 |
| 27 | c | 1508 | 25 | 53 | 58 | -19 |
| 28 | d | 104,5 | 125,3 | 102,2 | 102,7 | 99,3 |
| 29 | Żoliborz..... a | 11100 | 19 | 801 | 744 | 767 |
| 30 | b | 11396 | 23 | 805 | 748 | 787 |
| 31 | c | 296 | 4 | 4 | 4 | 20 |
| 32 | d | 102,7 | 121,1 | 100,5 | 100,5 | 102,6 |

DZIAŁALNOŚCI ORAZ DZIELNIC M.ST. WARSZAWY (dok.)
OF ACTIVITIES AND BY DISTRICTS OF THE CAPITAL CITY OF WARSAW (cont.)

W tym Of which

| handel; naprawa pojazdów samocho- dowych ^Δ <i>trade; repair of motor vehicles^Δ</i> | transport i gospodarka magazynowa <i>transportation and storage</i> | zakwate- rowanie i gastronomia ^Δ <i>accommodation and catering^Δ</i> | informacja i komunikacja <i>information and communication</i> | działalność finansowa i ubezpiecze- niowa <i>financial and insurance activities</i> | obsługa rynku nieruchomości ^Δ <i>real estate activities</i> | działalność profesjonalna, naukowa i techniczna <i>professional, scientific and technical activities</i> |
|---|--|--|---|---|--|--|
| 2256 | 593 | 210 | 627 | 281 | 359 | 1170 |
| 2260 | 592 | 216 | 669 | 289 | 375 | 1226 |
| 4 | -1 | 6 | 42 | 8 | 16 | 56 |
| 100,2 | 99,8 | 102,9 | 106,7 | 102,8 | 104,5 | 104,8 |
| 5809 | 1277 | 646 | 2704 | 1160 | 1128 | 5890 |
| 5784 | 1237 | 668 | 2849 | 1129 | 1165 | 6048 |
| -25 | -40 | 22 | 145 | -31 | 37 | 158 |
| 99,6 | 96,9 | 103,4 | 105,4 | 97,3 | 103,3 | 102,7 |
| 4049 | 808 | 366 | 890 | 470 | 582 | 2245 |
| 4053 | 793 | 359 | 932 | 450 | 600 | 2349 |
| 4 | -15 | -7 | 42 | -20 | 18 | 104 |
| 100,1 | 98,1 | 98,1 | 104,7 | 95,7 | 103,1 | 104,6 |
| 1126 | 212 | 122 | 284 | 146 | 224 | 636 |
| 1140 | 211 | 123 | 310 | 145 | 234 | 668 |
| 14 | -1 | 1 | 26 | -1 | 10 | 32 |
| 101,2 | 99,5 | 100,8 | 109,2 | 99,3 | 104,5 | 105,0 |
| 1281 | 214 | 175 | 651 | 244 | 463 | 1669 |
| 1384 | 213 | 192 | 733 | 274 | 506 | 1904 |
| 103 | -1 | 17 | 82 | 30 | 43 | 235 |
| 108,0 | 99,5 | 109,7 | 112,6 | 112,3 | 109,3 | 114,1 |
| 3092 | 753 | 250 | 686 | 319 | 578 | 1484 |
| 3135 | 755 | 261 | 770 | 322 | 596 | 1575 |
| 43 | 2 | 11 | 84 | 3 | 18 | 91 |
| 101,4 | 100,3 | 104,4 | 112,2 | 100,9 | 103,1 | 106,1 |
| 8218 | 2000 | 863 | 2292 | 1456 | 2163 | 5233 |
| 8517 | 1935 | 934 | 2559 | 1506 | 2278 | 5637 |
| 299 | -65 | 71 | 267 | 50 | 115 | 404 |
| 103,6 | 96,8 | 108,2 | 111,6 | 103,4 | 105,3 | 107,7 |
| 2362 | 469 | 279 | 829 | 377 | 576 | 2271 |
| 2363 | 445 | 291 | 891 | 374 | 590 | 2382 |
| 1 | -24 | 12 | 62 | -3 | 14 | 111 |
| 100,0 | 94,9 | 104,3 | 107,5 | 99,2 | 102,4 | 104,9 |

| administrowanie i działalność wspierająca ^Δ <i>administrative and support service activities</i> | administracja publiczna i obrona narodowa; obowiązkowe zabezpieczenia społeczne <i>public administration and defence; compulsory social security</i> | edukacja <i>education</i> | opieka zdrowotna i pomoc społeczna <i>human health and social work activities</i> | działalność związana z kulturą, rozrywką i rekreacją <i>arts, entertainment and recreation</i> | pozostała działalność usługowa <i>other service activities</i> | Lp. No. |
|--|---|------------------------------|--|---|---|---------|
| 309 | 2 | 315 | 392 | 95 | 412 | 1 |
| 337 | 2 | 332 | 411 | 104 | 427 | 2 |
| 28 | – | 17 | 19 | 9 | 15 | 3 |
| 109,1 | 100,0 | 105,4 | 104,8 | 109,5 | 103,6 | 4 |
| 1058 | 2 | 1198 | 1751 | 529 | 1375 | 5 |
| 1101 | 2 | 1250 | 1802 | 535 | 1444 | 6 |
| 43 | – | 52 | 51 | 6 | 69 | 7 |
| 104,1 | 100,0 | 104,3 | 102,9 | 101,1 | 105,0 | 8 |
| 493 | 1 | 515 | 895 | 218 | 792 | 9 |
| 521 | 1 | 544 | 936 | 223 | 845 | 10 |
| 28 | – | 29 | 41 | 5 | 53 | 11 |
| 105,7 | 100,0 | 105,6 | 104,6 | 102,3 | 106,7 | 12 |
| 161 | 7 | 164 | 260 | 72 | 214 | 13 |
| 165 | 8 | 188 | 268 | 70 | 220 | 14 |
| 4 | 1 | 24 | 8 | -2 | 6 | 15 |
| 102,5 | 114,3 | 114,6 | 103,1 | 97,2 | 102,8 | 16 |
| 260 | – | 256 | 400 | 132 | 306 | 17 |
| 299 | – | 295 | 470 | 148 | 341 | 18 |
| 39 | – | 39 | 70 | 16 | 35 | 19 |
| 115,0 | x | 115,2 | 117,5 | 112,1 | 111,4 | 20 |
| 433 | 9 | 297 | 324 | 132 | 509 | 21 |
| 436 | 8 | 306 | 337 | 148 | 532 | 22 |
| 3 | -1 | 9 | 13 | 16 | 23 | 23 |
| 100,7 | 88,9 | 103,0 | 104,0 | 112,1 | 104,5 | 24 |
| 1352 | 28 | 943 | 1015 | 458 | 1948 | 25 |
| 1432 | 29 | 980 | 1065 | 480 | 2065 | 26 |
| 80 | 1 | 37 | 50 | 22 | 117 | 27 |
| 105,9 | 103,6 | 103,9 | 104,9 | 104,8 | 106,0 | 28 |
| 418 | 4 | 468 | 576 | 214 | 670 | 29 |
| 446 | 5 | 479 | 606 | 227 | 682 | 30 |
| 28 | 1 | 11 | 30 | 13 | 12 | 31 |
| 106,7 | 125,0 | 102,4 | 105,2 | 106,1 | 101,8 | 32 |

TABL. 20. PODMIOTY GOSPODARKI NARODOWEJ WEDŁUG WYBRANYCH FORM PRAWNYCH ORAZ DZIELNIC
M.ST. WARSZAWY
ENTITIES OF THE NATIONAL ECONOMY BY SELECTED LEGAL STATUS AND BY DISTRICTS
OF THE CAPITAL CITY OF WARSAW

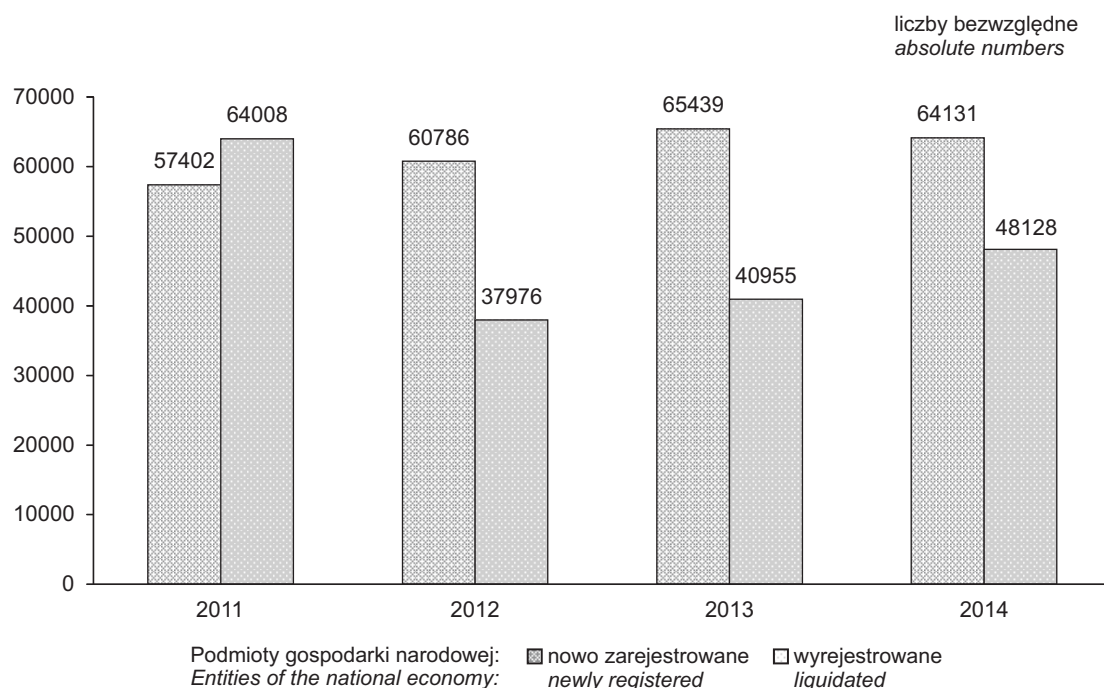
| WYSZCZEGÓLNIENIE SPECIFICATION a – 31 XII 2013 b – 31 XII 2014 c – przyrost/spadek increase/decrease d – 2013 = 100 | Ogółem Grand total | W tym Of which | | | | | | | osoby fizyczne prowadzące działalność gospodarczą natural persons conducting economic activity |
|---|--------------------------|---|------------------|----------------|------------------------|---|---------------------------------------|--|---|
| | | przedsiębiorstwa państwowe state owned enter- prises | spółki companies | | | | | spół- dzielnie cooperati- ves | |
| | | | razem total | w tym of which | | | | | |
| | | | | razem total | handlowe commercial | | cywilne civil partner- ships | | |
| | | | | | akcyjne joint stock | z ograni- czoną odpowie- dzialnością limited liability | | | |
| M.ST. WARSZAWA..... a | 371476 | 58 | 123243 | 91597 | 3156 | 79210 | 31636 | 1549 | 218445 |
| THE CAPITAL CITY b | 383617 | 57 | 132520 | 100600 | 3370 | 87400 | 31910 | 1550 | 220009 |
| OF WARSAW c | 12141 | -1 | 9277 | 9003 | 214 | 8190 | 274 | 1 | 1564 |
| d | 103,3 | 98,3 | 107,5 | 109,8 | 106,8 | 110,3 | 100,9 | 100,1 | 100,7 |
| Bemowo..... a | 20180 | – | 3985 | 2238 | 43 | 1963 | 1747 | 41 | 15347 |
| b | 20485 | – | 4104 | 2346 | 47 | 2062 | 1758 | 41 | 15472 |
| c | 305 | – | 119 | 108 | 4 | 99 | 11 | – | 125 |
| d | 101,5 | x | 103,0 | 104,8 | 109,3 | 105,0 | 100,6 | 100,0 | 100,8 |
| Białoleka..... a | 16168 | 3 | 3231 | 2180 | 59 | 1865 | 1051 | 27 | 12035 |
| b | 17243 | 3 | 3525 | 2441 | 64 | 2083 | 1084 | 31 | 12749 |
| c | 1075 | – | 294 | 261 | 5 | 218 | 33 | 4 | 714 |
| d | 106,6 | 100,0 | 109,1 | 112,0 | 108,5 | 111,7 | 103,1 | 114,8 | 105,9 |
| Bielany..... a | 22525 | 1 | 4874 | 2634 | 56 | 2314 | 2240 | 64 | 16284 |
| b | 22591 | 1 | 4993 | 2750 | 57 | 2417 | 2243 | 64 | 16165 |
| c | 66 | – | 119 | 116 | 1 | 103 | 3 | – | -119 |
| d | 100,3 | 100,0 | 102,4 | 104,4 | 101,8 | 104,5 | 100,1 | 100,0 | 99,3 |
| Mokotów..... a | 51420 | 5 | 18371 | 14116 | 523 | 12082 | 4255 | 240 | 28433 |
| b | 53215 | 4 | 19803 | 15480 | 550 | 13312 | 4323 | 242 | 28667 |
| c | 1795 | -1 | 1432 | 1364 | 27 | 1230 | 68 | 2 | 234 |
| d | 103,5 | 80,0 | 107,8 | 109,7 | 105,2 | 110,2 | 101,6 | 100,8 | 100,8 |
| Ochota..... a | 18136 | 3 | 5985 | 4547 | 140 | 3942 | 1437 | 121 | 10348 |
| b | 18543 | 3 | 6307 | 4872 | 156 | 4205 | 1434 | 121 | 10346 |
| c | 407 | – | 322 | 325 | 16 | 263 | -3 | – | -2 |
| d | 102,2 | 100,0 | 105,4 | 107,1 | 111,4 | 106,7 | 99,8 | 100,0 | 100,0 |
| Praga-Południe..... a | 34775 | 6 | 9296 | 5755 | 189 | 5003 | 3540 | 155 | 22776 |
| b | 35256 | 7 | 9668 | 6109 | 199 | 5300 | 3558 | 155 | 22783 |
| c | 481 | 1 | 372 | 354 | 10 | 297 | 18 | – | 7 |
| d | 101,4 | 116,7 | 104,0 | 106,2 | 105,3 | 105,9 | 100,5 | 100,0 | 100,0 |
| Praga-Północ..... a | 11069 | 2 | 2854 | 1687 | 61 | 1500 | 1167 | 53 | 7181 |
| b | 11099 | 2 | 2986 | 1810 | 65 | 1613 | 1176 | 52 | 7050 |
| c | 30 | – | 132 | 123 | 4 | 113 | 9 | -1 | -131 |
| d | 100,3 | 100,0 | 104,6 | 107,3 | 106,6 | 107,5 | 100,8 | 98,1 | 98,2 |
| Rembertów..... a | 3858 | 1 | 827 | 465 | 8 | 404 | 362 | 7 | 2760 |
| b | 3872 | 1 | 850 | 491 | 7 | 432 | 359 | 7 | 2738 |
| c | 14 | – | 23 | 26 | -1 | 28 | -3 | – | -22 |
| d | 100,4 | 100,0 | 102,8 | 105,6 | 87,5 | 106,9 | 99,2 | 100,0 | 99,2 |
| Śródmieście..... a | 55218 | 18 | 31251 | 27032 | 1109 | 23305 | 4219 | 355 | 15979 |
| b | 58930 | 17 | 34798 | 30536 | 1172 | 26592 | 4262 | 352 | 15889 |
| c | 3712 | -1 | 3547 | 3504 | 63 | 3287 | 43 | -3 | -90 |
| d | 106,7 | 94,4 | 111,4 | 113,0 | 105,7 | 114,1 | 101,0 | 99,2 | 99,4 |

TABL. 20. PODMIOTY GOSPODARKI NARODOWEJ WEDŁUG WYBRANYCH FORM PRAWNYCH ORAZ DZIELNIC
M.ST. WARSZAWY (dok.)
ENTITIES OF THE NATIONAL ECONOMY BY SELECTED LEGAL STATUS AND BY DISTRICTS
OF THE CAPITAL CITY OF WARSAW (cont.)

| WYSZCZEGÓLNIENIE SPECIFICATION a – 31 XII 2013 b – 31 XII 2014 c – przyrost/spadek increase/decrease d – 2013 = 100 | Ogółem Grand total | W tym Of which | | | | | | | spół- dzielnie cooperati- ves | osoby fizyczne prowadzące działalność gospodarczą natural persons conducting economic activity |
|---|--------------------------|---|------------------|---------------------|------------------------|---|-------|---------------------------------------|--|---|
| | | przedsię- biorstwa państwo- we state owned enter- prises | spółki companies | | | | | | | |
| | | | razem total | w tym of which | | | | cywilne civil partner- ships | | |
| | | | | handlowe commercial | | z ograni- czoną odpowie- dzialnością limited liability | | | | |
| | | | | razem total | akcyjne joint stock | | | | | |
| Targówek..... a | 19109 | 2 | 4175 | 2449 | 54 | 2168 | 1725 | 38 | 14226 | |
| b | 19317 | 3 | 4440 | 2707 | 64 | 2408 | 1732 | 38 | 14136 | |
| c | 208 | 1 | 265 | 258 | 10 | 240 | 7 | - | -90 | |
| d | 101,1 | 150,0 | 106,3 | 110,5 | 118,5 | 111,1 | 100,4 | 100,0 | 99,4 | |
| Ursus..... a | 8437 | - | 1836 | 1163 | 18 | 1024 | 672 | 36 | 6177 | |
| b | 8633 | - | 1908 | 1239 | 19 | 1099 | 668 | 36 | 6286 | |
| c | 196 | - | 72 | 76 | 1 | 75 | -4 | - | 109 | |
| d | 102,3 | x | 103,9 | 106,5 | 105,6 | 107,3 | 99,4 | 100,0 | 101,8 | |
| Ursynów..... a | 28482 | - | 6945 | 4844 | 133 | 4209 | 2099 | 120 | 20180 | |
| b | 28942 | - | 7300 | 5174 | 138 | 4493 | 2124 | 121 | 20179 | |
| c | 460 | - | 355 | 330 | 5 | 284 | 25 | 1 | -1 | |
| d | 101,6 | x | 105,1 | 106,8 | 103,8 | 106,7 | 101,2 | 100,8 | 100,0 | |
| Wawer..... a | 15349 | 1 | 3929 | 2496 | 42 | 2181 | 1433 | 43 | 10617 | |
| b | 15651 | - | 4091 | 2639 | 48 | 2296 | 1452 | 42 | 10702 | |
| c | 302 | -1 | 162 | 143 | 6 | 115 | 19 | -1 | 85 | |
| d | 102,0 | x | 104,1 | 105,7 | 114,3 | 105,3 | 101,3 | 97,7 | 100,8 | |
| Wesoła..... a | 4538 | - | 893 | 528 | 6 | 437 | 365 | 3 | 3369 | |
| b | 4675 | - | 947 | 576 | 5 | 475 | 371 | 3 | 3429 | |
| c | 137 | - | 54 | 48 | -1 | 38 | 6 | - | 60 | |
| d | 103,0 | x | 106,0 | 109,1 | 83,3 | 108,7 | 101,6 | 100,0 | 101,8 | |
| Wilanów..... a | 7004 | - | 2189 | 1789 | 89 | 1463 | 397 | 15 | 4395 | |
| b | 7756 | - | 2408 | 2001 | 90 | 1654 | 404 | 14 | 4878 | |
| c | 752 | - | 219 | 212 | 1 | 191 | 7 | -1 | 483 | |
| d | 110,7 | x | 110,0 | 111,9 | 101,1 | 113,1 | 101,8 | 93,3 | 111,0 | |
| Włochy..... a | 10723 | 5 | 4688 | 3581 | 130 | 3122 | 1106 | 32 | 5316 | |
| b | 11093 | 5 | 4968 | 3860 | 139 | 3363 | 1107 | 31 | 5380 | |
| c | 370 | - | 280 | 279 | 9 | 241 | 1 | -1 | 64 | |
| d | 103,5 | 100,0 | 106,0 | 107,8 | 106,9 | 107,7 | 100,1 | 96,9 | 101,2 | |
| Wola..... a | 33385 | 10 | 14295 | 11490 | 415 | 9959 | 2805 | 132 | 16385 | |
| b | 34893 | 10 | 15601 | 12777 | 465 | 11152 | 2824 | 131 | 16444 | |
| c | 1508 | - | 1306 | 1287 | 50 | 1193 | 19 | -1 | 59 | |
| d | 104,5 | 100,0 | 109,1 | 111,2 | 112,0 | 112,0 | 100,7 | 99,2 | 100,4 | |
| Żoliborz..... a | 11100 | 1 | 3619 | 2603 | 81 | 2269 | 1016 | 67 | 6637 | |
| b | 11396 | 1 | 3818 | 2787 | 84 | 2440 | 1031 | 69 | 6694 | |
| c | 296 | - | 199 | 184 | 3 | 171 | 15 | 2 | 57 | |
| d | 102,7 | 100,0 | 105,5 | 107,1 | 103,7 | 107,5 | 101,5 | 103,0 | 100,9 | |

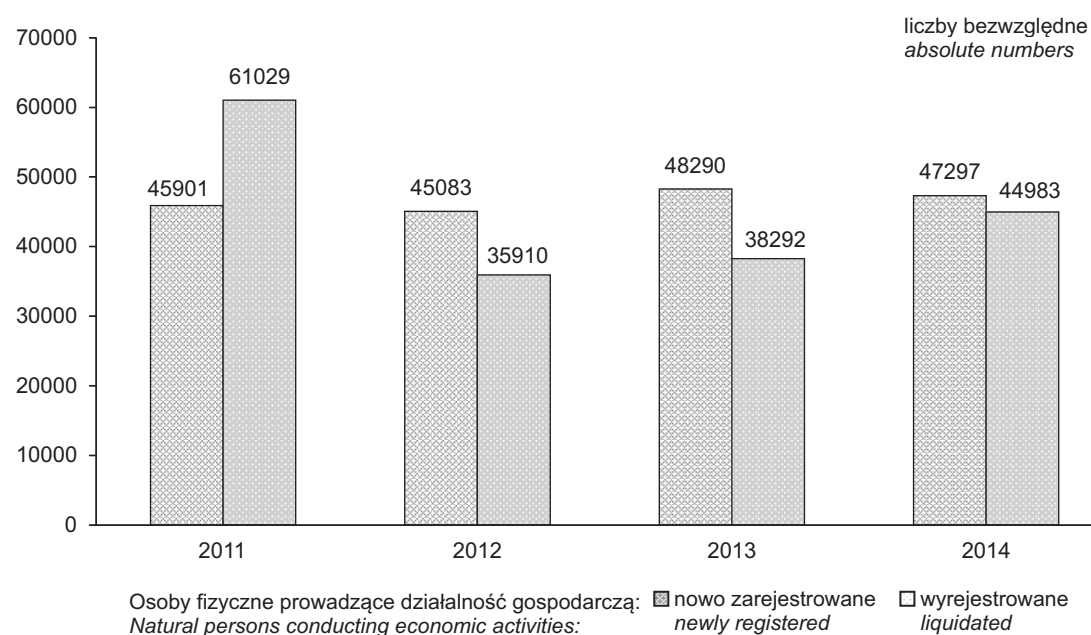
PODMIOTY GOSPODARKI NARODOWEJ NOWO ZAREJESTROWANE I WYREJESTROWANE Z REJESTRU REGON

NEWLY REGISTERED AND LIQUIDATED ENTITIES OF THE NATIONAL ECONOMY FROM REGON REGISTER



OSOBY FIZYCZNE PROWADZĄCE DZIAŁALNOŚĆ GOSPODARCZĄ NOWO ZAREJESTROWANE I WYREJESTROWANE Z REJESTRU REGON

*NATURAL PERSONS CONDUCTING ECONOMIC ACTIVITY
NEWLY REGISTERED AND LIQUIDATED FROM REGON REGISTER*



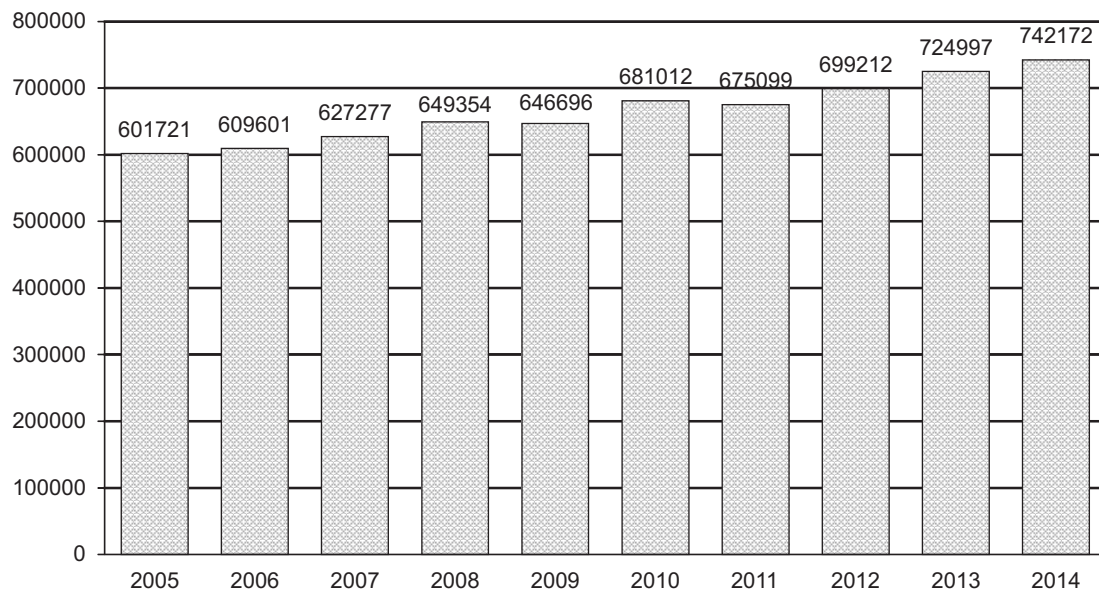
PODMIOTY GOSPODARKI NARODOWEJ

Stan w dniu 31 XII

ENTITIES OF THE NATIONAL ECONOMY

As of 31 XII

liczby bezwzględne
absolute numbers



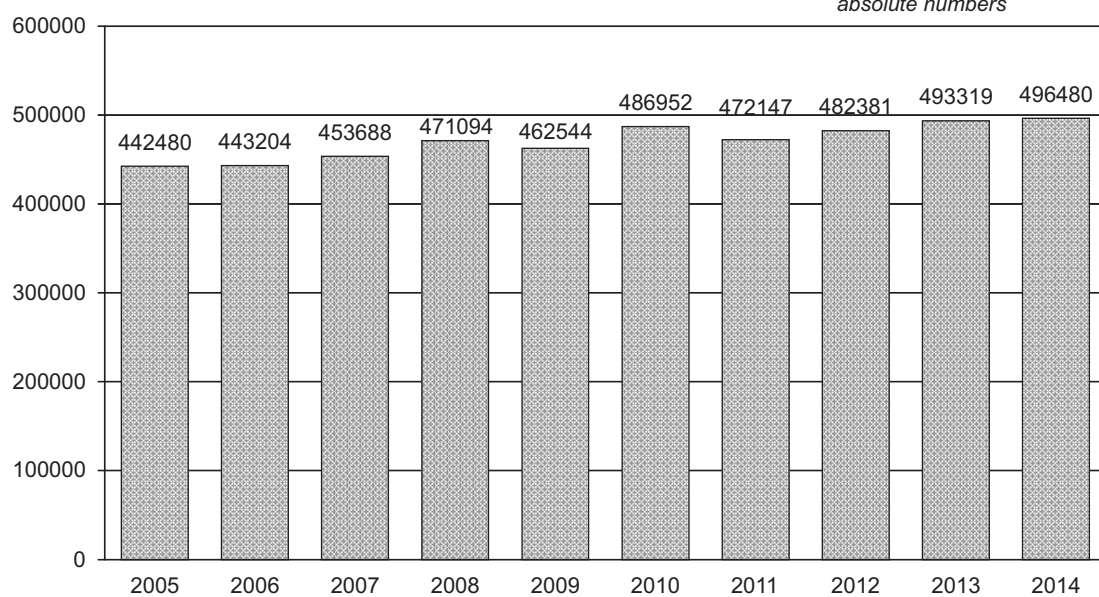
OSOBY FIZYCZNE PROWADZĄCE DZIAŁALNOŚĆ GOSPODARCZĄ

Stan w dniu 31 XII

NATURAL PERSONS CONDUCTING ECONOMIC ACTIVITY

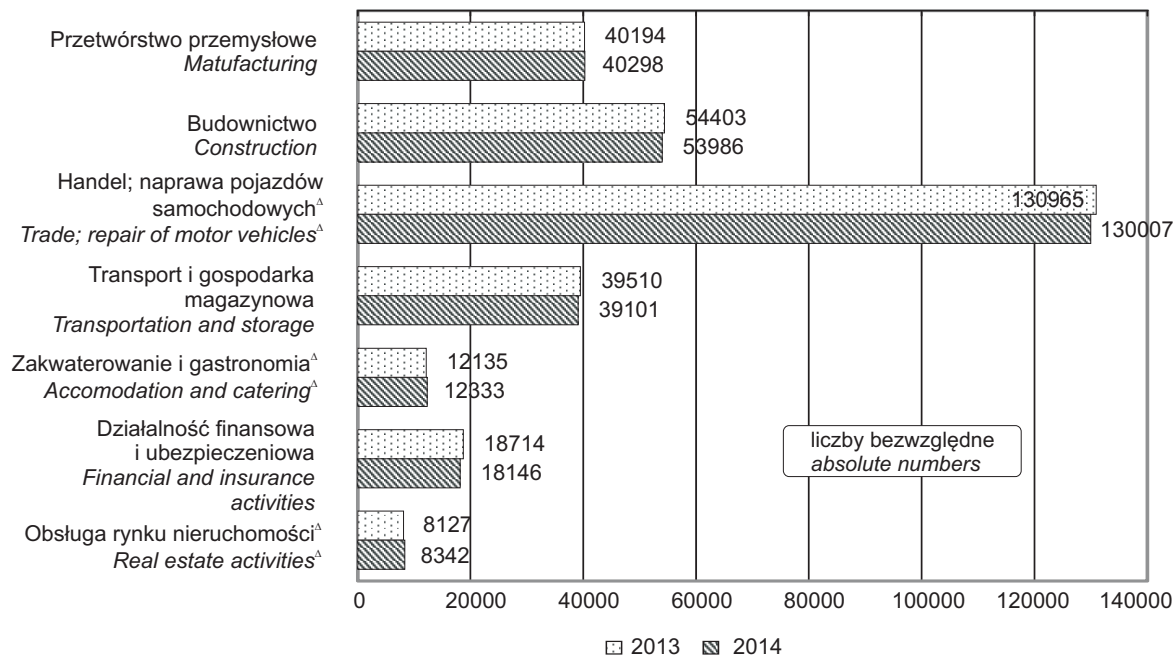
As of 31 XII

liczby bezwzględne
absolute numbers



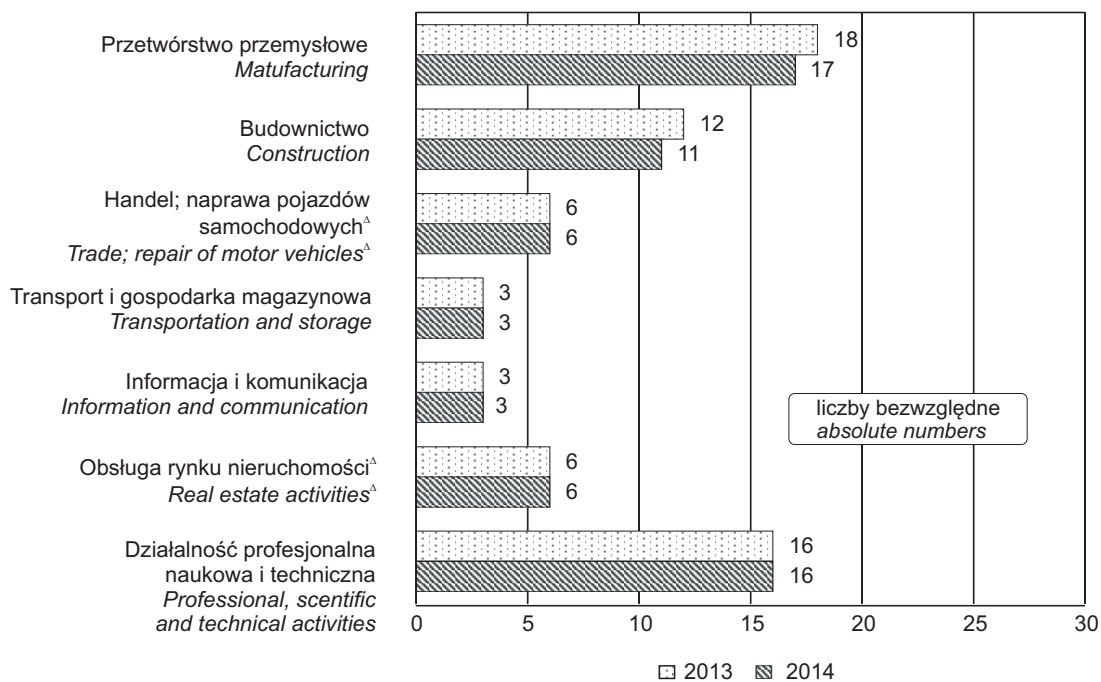
**OSOBY FIZYCZNE PROWADZĄCE DZIAŁALNOŚĆ GOSPODARCZĄ
WEDŁUG WYBRANYCH SEKCJI POLSKIEJ KLASYFIKACJI DZIAŁALNOŚCI**
Stan w dniu 31 XII

*NATURAL PERSONS CONDUCTING ECONOMIC ACTIVITY
BY SELECTED SECTIONS OF THE POLISH CLASSIFICATION OF ACTIVITIES
As of 31 XII*



**PRZEDSIĘBIORSTWA PAŃSTWOWE
WEDŁUG WYBRANYCH SEKCJI POLSKIEJ KLASYFIKACJI DZIAŁALNOŚCI**
Stan w dniu 31 XII

*STATE OWNED ENTERPRISES
BY SELECTED SECTIONS OF THE POLISH CLASSIFICATION OF ACTIVITIES
As of 31 XII*

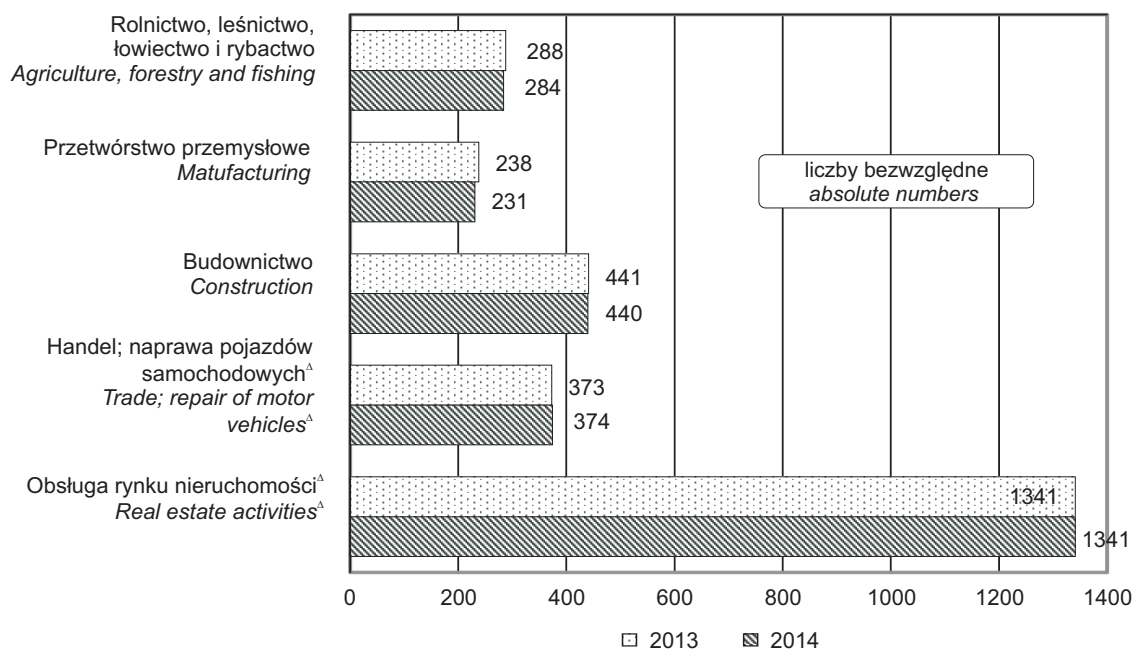


SPÓŁDZIELNIE WEDŁUG WYBRANYCH SEKCJI POLSKIEJ KLASYFIKACJI DZIAŁALNOŚCI

Stan w dniu 31 XII

COOPERATIVES BY SELECTED SECTIONS OF THE POLISH CLASSIFICATION OF ACTIVITIES

As of 31 XII

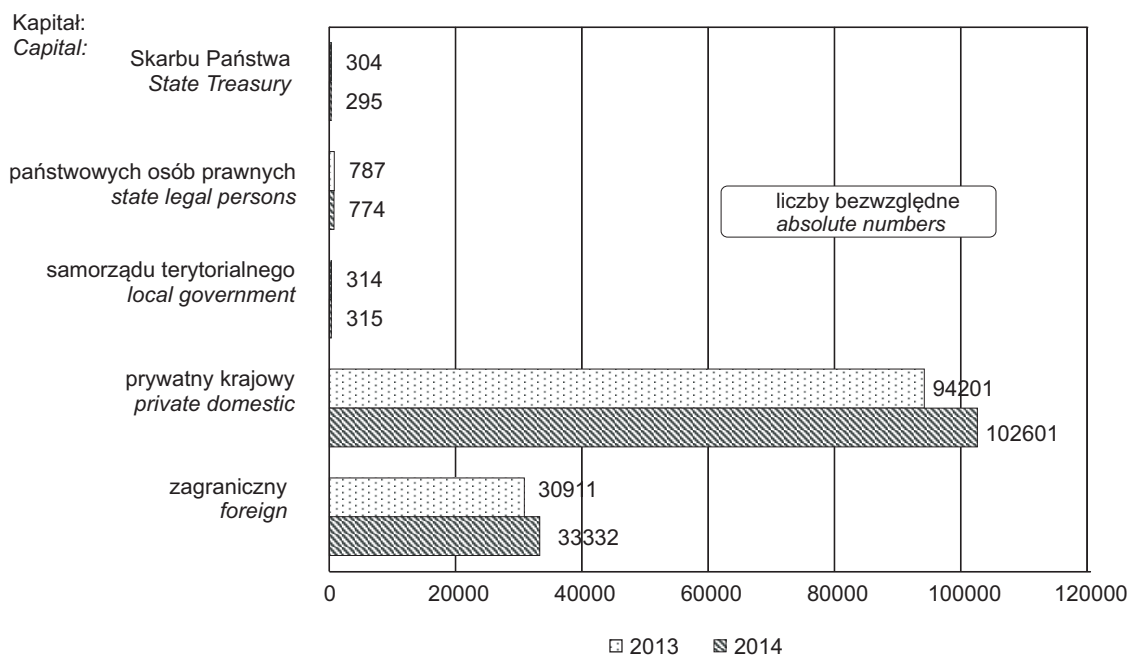


SPÓŁKI HANDLOWE WEDŁUG RODZAJU KAPITAŁU

Stan w dniu 31 XII

COMMERCIAL COMPANIES BY TYPE OF CAPITAL

As of 31 XII



Wykaz urzędów miast i gmin województwa mazowieckiego (wg stanu w dniu 7 II 2015 r.)
The list of city and gmina offices in mazowieckie voivodship (as of 7 II 2015)

| Lp. No. | NAZWA URZĘDU OFFICE NAME | SIEDZIBA SEAT |
|----------------------------|-------------------------------------|---|
| Powiat białobrzegi | | |
| 1. | Urząd Miasta i Gminy BIAŁOBRZEGI | Plac Zygmunta Starego 9 26-800 Białobrzegi |
| 2. | Urząd Gminy PROMNA | Promna Kolonia 5 26-803 Promna |
| 3. | Urząd Gminy RADZANÓW | Radzanów 92A 26-807 Radzanów |
| 4. | Urząd Gminy STARA BŁOTNICA | Stara Błotnica 46 26-806 Stara Błotnica |
| 5. | Urząd Gminy STROMIEC | ul. Piaski 4 26-804 Stromiec |
| 6. | Urząd Miejski w WYŚMIERZYCACH | ul. Mickiewicza 75 26-811 Wyśmierzyce |
| Powiat ciechanowski | | |
| 7. | Urząd Miasta CIECHANÓW | Plac Jana Pawła II 6 06-400 Ciechanów |
| 8. | Urząd Gminy CIECHANÓW | ul. Fabryczna 8 06-400 Ciechanów |
| 9. | Urząd Miasta i Gminy GLINOJECK | ul. Płocka 12 06-450 Głinojeck |
| 10. | Urząd Gminy GOŁYMIN – OŚRODEK | ul. Szosa Ciechanowska 8 06-420 Gołymin – Ośrodek |
| 11. | Urząd Gminy GRUDUSK | ul. Ciechanowska 54 06-460 Grudusk |
| 12. | Urząd Gminy OJRZEŃ | ul. Ciechanowska 27 06-456 Ojrzeń |
| 13. | Urząd Gminy OPINOGÓRA GÓRNA | ul. Zygmunta Krasińskiego 4 06-406 Opinogóra Górna |
| 14. | Urząd Gminy REGIMIN | Regimin 22 06-461 Regimin |
| 15. | Urząd Gminy SOŃSK | ul. Ciechanowska 20 06-430 Sońsk |
| Powiat garwoliński | | |
| 16. | Urząd Gminy BOROWIE | ul. Sasimowskiego 2 08-412 Borowie |
| 17. | Urząd Miasta GARWOLIN | ul. Staszica 15 08-400 Garwolin |
| 18. | Urząd Gminy GARWOLIN | ul. Mazowiecka 16 08-400 Garwolin |

| Lp. No. | NAZWA URZĘDU OFFICE NAME | SIEDZIBA SEAT |
|----------------------------------|--|---|
| Powiat garwoliński (dok.) | | |
| 19. | Urząd Gminy GÓRZNO | Górzno 131 08-404 Górzno |
| 20. | Urząd Miasta ŁASKARZEW | ul. Duży Rynek 32 08-450 Łaskarzew |
| 21. | Urząd Gminy ŁASKARZEW | ul. Duży Rynek 32 08-450 Łaskarzew |
| 22. | Urząd Gminy MACIEJOWICE | ul. Rynek 7 08-480 Maciejowice |
| 23. | Urząd Gminy MIASKÓW KOŚCIELNY | ul. Rynek 6 08-420 Miastków Kościelny |
| 24. | Urząd Gminy PARYSÓW | ul. Kościuszki 28 08-441 Parysów |
| 25. | Urząd Miasta i Gminy PILAWA | Al. Wyzwolenia 158 08-440 Pilawa |
| 26. | Urząd Gminy SOBOLEW | ul. Rynek 1 08-460 Sobolew |
| 27. | Urząd Gminy TROJANÓW | Trojanów 57A 08-455 Trojanów |
| 28. | Urząd Gminy WILGA | ul. Warszawska 38 08-470 Wilga |
| 29. | Urząd Miasta i Gminy ŻELECHÓW | ul. Piłsudskiego 47 08-430 Żelechów |
| Powiat gostyński | | |
| 30. | Urząd Miasta GOSTYNIN | ul. Rynek 26 09-500 Gostynin |
| 31. | Urząd Gminy GOSTYNIN | ul. Rynek 26 09-500 Gostynin |
| 32. | Urząd Gminy PACYNA | ul. Wyzwolenia 7 09-541 Pacyna |
| 33. | Urząd Gminy SANNIKI | ul. Warszawska 169 09-540 Sanniki |
| 34. | Urząd Gminy SZCZAWIN KOŚCIELNY | ul. Jana Pawła II 10 09-550 Szczawin Kościelny |
| Powiat grodziski | | |
| 35. | Urząd Gminy BARANÓW | ul. Armii Krajowej 87 96-314 Baranów |
| 36. | Urząd Miejski w GRODZISKU MAZOWIECKIM | ul. T. Kościuszki 32A 05-825 Grodzisk Mazowiecki |
| 37. | Urząd Gminy JAKTORÓW | ul. Warszawska 33 96-313 Jaktorów |

| Lp. No. | NAZWA URZĘDU OFFICE NAME | SIEDZIBA SEAT |
|--------------------------------|--|--|
| Powiat grodziski (dok.) | | |
| 38. | Urząd Miasta MILANÓWEK | ul. Kościuszki 45 05-822 Milanówek |
| 39. | Urząd Miasta PODKOWA LEŚNA | ul. Akacyjowa 39/41 05-807 Podkowa Leśna |
| 40. | Urząd Gminy ŻABIA WOLA | ul. Główna 3 96-321 Żabia Wola |
| Powiat grójcecki | | |
| 41. | Urząd Gminy BELSK DUŻY | ul. Kozińskiego 4A 05-622 Belsk Duży |
| 42. | Urząd Gminy BŁĘDÓW | ul. Sadurkowska 13 05-620 Błędów |
| 43. | Urząd Gminy CHYNÓW | Chynów 58 05-650 Chynów |
| 44. | Urząd Gminy GOSZCZYN | ul. Bądkowska 2 05-610 Goszczyn |
| 45. | Urząd Miasta i Gminy GRÓJEC | ul. Józefa Piłsudskiego 47 05-600 Grójec |
| 46. | Urząd Gminy JASENIEC | ul. Warecka 42 05-604 Jasieniec |
| 47. | Urząd Miasta i Gminy MOGIELNICA | Plac Rynek 1 05-640 Mogielnica |
| 48. | Urząd Miasta i Gminy NOWE MIASTO NAD PILICĄ | Plac o. H. Koźmińskiego 1/2 26-420 Nowe Miasto nad Pilicą |
| 49. | Urząd Gminy PNIEWY | Pniewy 2 05-652 Pniewy |
| 50. | Urząd Miejski w WARCE | Plac Stefana Czarnieckiego 1 05-660 Warka |
| Powiat kozienicki | | |
| 51. | Urząd Gminy GARBATKA–LETNISKO | ul. Skrzyńskich 1 26-930 Garbatka–Letnisko |
| 52. | Urząd Gminy GŁOWACZÓW | ul. Rynek 35 26-903 Głowaczów |
| 53. | Urząd Gminy GNIEWOSZÓW | ul. Lubelska 16 26-920 Gniewoszów |
| 54. | Urząd Gminy GRABÓW NAD PILICĄ | ul. Kazimierza Pułaskiego 51 26-902 Grabów nad Pilicą |
| 55. | Urząd Miejski w KOZIENICACH | ul. Parkowa 5 26-900 Kozienice |
| 56. | Urząd Gminy MAGNUSZEW | ul. Saperów 24 26-910 Magnuszew |
| 57. | Urząd Gminy SIECIECHÓW | ul. Rynek 16 26-922 Sieciechów |

| Lp. No. | NAZWA URZĘDU OFFICE NAME | SIEDZIBA SEAT |
|---------------------------|--------------------------------|--|
| Powiat legionowski | | |
| 58. | Urząd Gminy JABŁONNA | ul. Modlińska 152 05-110 Jabłonna |
| 59. | Urząd Miasta LEGIONOWO | ul. Marszałka J. Piłsudskiego 41 05-120 Legionowo |
| 60. | Urząd Gminy NIEPORĘT | Plac Wolności 1 05-126 Nieporęt |
| 61. | Urząd Miasta i Gminy SEROCK | ul. Rynek 21 05-140 Serock |
| 62. | Urząd Gminy WIELISZEW | ul. Modlińska 1 05-135 Wieliszew |
| Powiat lipski | | |
| 63. | Urząd Gminy CIEPIELÓW | ul. Czachowskiego 1 27-310 Ciepiałów |
| 64. | Urząd Gminy CHOTCZA | Józefów 60 27-312 Chotcza |
| 65. | Urząd Miasta i Gminy LIPSKO | ul. 1 Maja 2 27-300 Lipsko |
| 66. | Urząd Gminy RZECZNIÓW | Rzeczniów 1 27-353 Rzecznów |
| 67. | Urząd Gminy SIENNO | ul. Rynek 36/40 27-350 Siemno |
| 68. | Urząd Gminy SOLEC NAD WISŁĄ | ul. Rynek 1 27-320 Solec nad Wisłą |
| Powiat łosicki | | |
| 69. | Urząd Gminy HUSZLEW | Huszlew 77 08-206 Huszlew |
| 70. | Urząd Miasta i Gminy ŁOSICE | ul. Piłsudskiego 6 08-200 Łosice |
| 71. | Urząd Gminy OLSZANKA | Olszanka 37 08-207 Olszanka |
| 72. | Urząd Gminy PLATERÓW | ul. 3 Maja 5 08-210 Platerów |
| 73. | Urząd Gminy SARNAKI | ul. Berka Joselewicza 3 08-220 Sarnaki |
| 74. | Urząd Gminy STARA KORNICA | Stara Kornica 191 08-205 Stara Kornica |
| Powiat makowski | | |
| 75. | Urząd Gminy CZERWONKA | Czerwonka Włociańska 38 06-232 Czerwonka |
| 76. | Urząd Gminy KARNIEWO | ul. Pułtуска 3 06-425 Karniewo |

| Lp. No. | NAZWA URZĘDU OFFICE NAME | SIEDZIBA SEAT |
|-------------------------------|----------------------------------|---|
| Powiat makowski (dok.) | | |
| 77. | Urząd Gminy KRASNOSIELC | ul. Rynek 40 06-212 Krasnosielc |
| 78. | Urząd Miasta MAKÓW MAZOWIECKI | ul. Moniuszki 6 06-200 Maków Mazowiecki |
| 79. | Urząd Gminy MŁYNARZE | ul. Ostrołęcka 7 06-231 Młynarze |
| 80. | Urząd Gminy PŁONIAWY-BRAMURA | 06-210 Płoniawy-Bramura 83A |
| 81. | Urząd Gminy w RÓŻANIE | Plac Obrońców Różana 4 06-230 Różan |
| 82. | Urząd Gminy RZEWNIE | Rzewnie 19 06-225 Rzewnie |
| 83. | Urząd Gminy SYPNIEWO | ul. Ostrołęcka 27 06-216 Sypniewo |
| 84. | Urząd Gminy SZELKÓW | Stary Szelków 39 06-220 Stary Szelków |
| Powiat miński | | |
| 85. | Urząd Gminy CEGLÓW | ul. Tadeusza Kościuszki 4 05-319 Ceglów |
| 86. | Urząd Gminy DĘBE WIELKIE | ul. Strażacka 3 05-311 Dębe Wielkie |
| 87. | Urząd Gminy DOBRE | ul. T. Kościuszki 1 05-307 Dobrze |
| 88. | Urząd Miejski w HALINOWIE | ul. Spółdzielcza 1 05-074 Halinów |
| 89. | Urząd Gminy JAKUBÓW | ul. Mińska 15 05-306 Jakubów |
| 90. | Urząd Miejski w KAŁUSZYNIE | ul. Pocztowa 1 05-310 Kałuszyn |
| 91. | Urząd Gminy LATOWICZ | ul. Rynek 6 05-334 Latowicz |
| 92. | Urząd Miasta MIŃSK MAZOWIECKI | ul. Konstytucji 3 Maja 1 05-300 Mińsk Mazowiecki |
| 93. | Urząd Gminy MIŃSK MAZOWIECKI | ul. Chełmońskiego 14 05-300 Mińsk Mazowiecki |
| 94. | Urząd Miasta i Gminy MROZY | ul. Mickiewicza 35 05-320 Mrozy |
| 95. | Urząd Gminy SIENNICA | ul. Kołbielska 1 05-332 Siennica |
| 96. | Urząd Miasta SULEJÓWEK | ul. Dworcowa 55 05-070 Sulejówek |
| 97. | Urząd Gminy STANISŁAWÓW | ul. Rynek 32 05-304 Stanisławów |

| Lp. No. | NAZWA URZĘDU OFFICE NAME | SIEDZIBA SEAT |
|---------------------------|--------------------------------------|---|
| Powiat mławski | | |
| 98. | Urząd Gminy DZIERZGOWO | ul. Kościuszki 1 06-520 Dzierzgowo |
| 99. | Urząd Miasta MŁAWA | ul. Stary Rynek 19 06-500 Mława |
| 100. | Urząd Gminy LIPOWIEC KOŚCIELNY | Lipowiec Kościelny 213 06-545 Lipowiec Kościelny |
| 101. | Urząd Gminy RADZANÓW | Plac Piłsudskiego 26 06-540 Radzanów |
| 102. | Urząd Gminy STRZEGOWO | Plac Wolności 32 06-445 Strzegowo |
| 103. | Urząd Gminy STUPSK | ul. H. Sienkiewicza 10 06-561 Stupsk |
| 104. | Urząd Gminy SZREŃSK | Plac Kanoniczny 10 06-550 Szreńsk |
| 105. | Urząd Gminy SZYDŁOWO | ul. Mazowiecka 61 06-516 Szydłowo |
| 106. | Urząd Gminy WIECZFNIA KOŚCIELNA | 06-513 Wieczfnia Kościelna |
| 107. | Urząd Gminy WIŚNIEWO | Wiśniewo 86 06-521 Wiśniewo |
| Powiat nowodworski | | |
| 108. | Urząd Gminy CZOSNÓW | ul. Gminna 6 05-152 Czosnów |
| 109. | Urząd Gminy LEONCIN | ul. Partyzantów 3 05-155 Leoncin |
| 110. | Urząd Miejski w NASIELSKU | ul. Elektronowa 3 05-190 Nasielsk |
| 111. | Urząd Miasta NOWY DWÓR MAZOWIECKI | ul. Zakroczymska 30 05-100 Nowy Dwór Mazowiecki |
| 112. | Urząd Gminy POMIECHÓWEK | ul. Szkolna 1A 05-180 Pomiechówek |
| 113. | Urząd Gminy ZAKROCZYM | ul. Warszawska 7 05-170 Zakroczym |
| Powiat ostrołęcki | | |
| 114. | Urząd Gminy BARANOWO | Plac Trzydziestolecia 7 06-320 Baranowo |
| 115. | Urząd Gminy CZARNIA | Czarnia 41 07-431 Czarnia |
| 116. | Urząd Gminy CZERWIN | Plac Tysiąclecia 1 07-407 Czerwin |
| 117. | Urząd Gminy GOWOROWO | ul. Ostrołęcka 21 07-440 Goworowo |

| Lp. No. | NAZWA URZĘDU OFFICE NAME | SIEDZIBA SEAT |
|---------------------------------|-----------------------------------|--|
| Powiat ostrołęcki (dok.) | | |
| 118. | Urząd Gminy KADZIDŁO | ul. Targowa 4 07-420 Kadzidło |
| 119. | Urząd Gminy LELIS | ul. Szkolna 37 07-402 Lelis |
| 120. | Urząd Gminy ŁYSE | ul. Ostrołęcka 2 07-437 Łyse |
| 121. | Urząd Miejski w MYSZYŃCU | Plac Wolności 60 07-430 Myszyniec |
| 122. | Urząd Gminy OLSZEWO – BORKI | ul. Broniewskiego 13 07-415 Olszewo – Borki |
| 123. | Urząd Gminy RZEKUŃ | ul. Kościuszki 33 07-411 Rzekuń |
| 124. | Urząd Gminy TROSZYN | ul. Słowackiego 13 07-405 Troszyn |
| Powiat ostrowski | | |
| 125. | Urząd Gminy ANDRZEJEWO | ul. Warszawska 36 07-305 Andrzejewo |
| 126. | Urząd Gminy BOGUTY – PIANKI | Al. Papieża Jana Pawła II 45 07-325 Boguty – Pianki |
| 127. | Urząd Miasta i Gminy BROK | Plac Kościelny 6 07-306 Brok |
| 128. | Urząd Gminy MAŁKINIA GÓRNA | ul. Przedszkolna 1 07-320 Małkinia Górna |
| 129. | Urząd Gminy NUR | ul. Drohiczyńska 2 07-322 Nur |
| 130. | Urząd Miasta OSTRÓW MAZOWIECKA | ul. 3 Maja 66 07-300 Ostrów Mazowiecka |
| 131. | Urząd Gminy OSTRÓW MAZOWIECKA | ul. Sikorskiego 5 07-300 Ostrów Mazowiecka |
| 132. | Urząd Gminy STARY LUBOTYŃ | Stary Lubotyń 42 07-303 Stary Lubotyń |
| 133. | Urząd Gminy SZULBORZE WIELKIE | ul. Romantyczna 2 07-324 Szulborze Wielkie |
| 134. | Urząd Gminy WĄSEWO | ul. Zastawska 13 07-311 Wąsewo |
| 135. | Urząd Gminy ZARĘBY KOŚCIELNE | ul. Kowalska 14 07-323 Zaręby Kościelne |
| Powiat otwocki | | |
| 136. | Urząd Gminy CELESTYNÓW | ul. Regucka 3 05-430 Celestynów |
| 137. | Urząd Miasta JÓZEFÓW | ul. Kardynała Wyszyńskiego 1 05-420 Józefów |

| Lp. No. | NAZWA URZĘDU OFFICE NAME | SIEDZIBA SEAT |
|------------------------------|---|--|
| Powiat otwocki (dok.) | | |
| 138. | Urząd Miejski w KARCZEWIE | ul. Warszawska 28 05-480 Karczew |
| 139. | Urząd Gminy KOŁBIEL | ul. Szkolna 1 05-340 Kołbiel |
| 140. | Urząd Miasta OTWOCK | ul. Armii Krajowej 5 05-400 Otwock |
| 141. | Urząd Gminy OSIECK | ul. Rynek 1 08-445 Osieck |
| 142. | Urząd Gminy SOBIENIE–JEZIORY | ul. Garwolińska 16 08-443 Sobienie–Jeziory |
| 143. | Urząd Gminy WIĄZOWNA | ul. Lubelska 59 05-462 Wiązowna |
| Powiat piaseczyński | | |
| 144. | Urząd Miasta i Gminy GÓRA KALWARIA | ul. 3 Maja 10 05-530 Góra Kalwaria |
| 145. | Urząd Miasta i Gminy KONSTANCIN–JEZIORNA | ul. Warszawska 32 05-520 Konstancin–Jeziorna |
| 146. | Urząd Gminy LESZNOWOLA | ul. Gminnej Rady Narodowej 60 05-506 Lesznowola |
| 147. | Urząd Miasta i Gminy PIASECZNO | ul. Kościuszki 5 05-500 Piaseczno |
| 148. | Urząd Gminy PRAŻMÓW | ul. Piotra Czołchańskiego 1 05-505 Prażmów |
| 149. | Urząd Miejski w TARCZYNIE | ul. Rynek 8A 05-555 Tarczyn |
| Powiat płocki | | |
| 150. | Urząd Gminy BIELSK | Plac Wolności 3A 09-230 Bielsk |
| 151. | Urząd Gminy BODZANÓW | ul. Bankowa 7 09-470 Bodzanów |
| 152. | Urząd Gminy BRUDZEŃ DUŻY | ul. Toruńska 2 09-414 Brudzeń Duży |
| 153. | Urząd Gminy BULKOWO | ul. Szkolna 1 09-454 Bulkowo |
| 154. | Urząd Miasta i Gminy DROBIN | ul. Marszałka Piłsudskiego 12 09-210 Drobin |
| 155. | Urząd Miasta i Gminy GĄBIN | ul. Stary Rynek 16 09-530 Gąbin |
| 156. | Urząd Gminy ŁĄCK | ul. Gostynińska 2 09-520 Łąck |
| 157. | Urząd Gminy MAŁA WIEŚ | ul. Kochanowskiego 1 09-460 Mała Wieś |

| Lp. No. | NAZWA URZĘDU OFFICE NAME | SIEDZIBA SEAT |
|-----------------------------|------------------------------------|--|
| Powiat plocki (dok.) | | |
| 158. | Urząd Gminy NOWY DUNINÓW | ul. Osiedlowa 1 09-505 Nowy Duninów |
| 159. | Urząd Gminy RADZANOWO | ul. Płocka 32 09-451 Radzanowo |
| 160. | Urząd Gminy SŁUBICE | ul. Płocka 32 09-533 Słubice |
| 161. | Urząd Gminy SŁUPNO | ul. Miszewska 8A 09-472 Słupno |
| 162. | Urząd Gminy STARA BIAŁA | ul. Jana Kazimierza 1 09-411 Biała |
| 163. | Urząd Gminy STAROŻREBY | ul. Płocka 18 09-440 Starożreby |
| 164. | Urząd Miasta i Gminy WYSZOGRÓD | ul. Rębowska 37 09-450 Wyszogród |
| Powiat płoński | | |
| 165. | Urząd Gminy BABOSZEWO | ul. Warszawska 9A 09-130 Baboszewo |
| 166. | Urząd Gminy CZERWIŃSK NAD WISŁĄ | ul. Władysława Jagiełły 16 09-150 Czerwińsk nad Wisłą |
| 167. | Urząd Gminy DZIERŻĄZNIA | Dzierżąznia 28 09-164 Dzierżąznia |
| 168. | Urząd Gminy JONIEC | Joniec 29 09-131 Joniec |
| 169. | Urząd Gminy NARUSZEWO | Naruszewo 19A 09-152 Naruszewo |
| 170. | Urząd Gminy NOWE MIASTO | ul. Apteczna 8 09-120 Nowe Miasto |
| 171. | Urząd Miasta PŁOŃSK | ul. Płocka 39 09-100 Płońsk |
| 172. | Urząd Gminy PŁOŃSK | ul. 19 Stycznia 39 09-100 Płońsk |
| 173. | Urząd Miasta RACIĄŻ | Plac Adama Mickiewicza 17 09-140 Raciąż |
| 174. | Urząd Gminy RACIĄŻ | ul. Kilińskiego 2 09-140 Raciąż |
| 175. | Urząd Gminy SOCHOCIN | ul. Guzikarzy 9 09-110 Sochocin |
| 176. | Urząd Gminy ZAŁUSKI | Załuski 67 09-142 Załuski |
| Powiat pruszkowski | | |
| 177. | Urząd Miasta i Gminy BRWINÓW | ul. Grodziska 12 05-840 Brwinów |

| Lp. No. | NAZWA URZĘDU OFFICE NAME | SIEDZIBA SEAT |
|----------------------------------|-----------------------------------|---|
| Powiat pruszkowski (dok.) | | |
| 178. | Urząd Gminy MICHAŁOWICE | ul. Aleja Powstańców Warszawy 1 05-816 Michałowice |
| 179. | Urząd Gminy NADARZYN | ul. Mszczonowska 24 05-830 Nadarzyn |
| 180. | Urząd Miasta PIASTÓW | ul. 11 Listopada 2 05-820 Piastów |
| 181. | Urząd Miasta PRUSZKÓW | ul. J. I. Kraszewskiego 14/16 05-800 Pruszków |
| 182. | Urząd Gminy RASZYN | ul. Szkolna 2A 05-090 Raszyn |
| Powiat przasnyski | | |
| 183. | Urząd Miasta i Gminy CHORZELE | ul. Stanisława Komosińskiego 1 06-330 Chorzele |
| 184. | Urząd Gminy CZERNICE BOROWE | ul. Dolna 2 06-415 Czernice Borowe |
| 185. | Urząd Gminy JEDNOROŻEC | ul. Odrodzenia 14 06-323 Jednorożec |
| 186. | Urząd Gminy KRASNE | ul. Mickiewicza 23 06-408 Krasne |
| 187. | Urząd Gminy KRZYNOWŁOGA MAŁA | ul. Kościelna 3 06-316 Krzynowłoga Mała |
| 188. | Urząd Miasta PRZASNYSZ | ul. J. Kilińskiego 2 06-300 Przasnysz |
| 189. | Urząd Gminy PRZASNYSZ | ul. Św. Stanisława Kostki 5 06-300 Przasnysz |
| Powiat przysuski | | |
| 190. | Urząd Gminy BORKOWICE | ul. Ogrodowa 9 26-422 Borkowice |
| 191. | Urząd Gminy GIELNIÓW | Plac Wolności 75 26-434 Gielniów |
| 192. | Urząd Gminy KLWÓW | ul. Opoczyńska 35 26-415 Klwów |
| 193. | Urząd Gminy ODRZYWÓŁ | ul. Warszawska 53 26-425 Odrzywół |
| 194. | Urząd Gminy POTWORÓW | ul. Radomska 2A 26-414 Potworów |
| 195. | Urząd Miasta i Gminy PRZYSUCHA | Plac Kolberga 11 26-400 Przysucha |
| 196. | Urząd Gminy RUSINÓW | ul. S. Żeromskiego 4 26-411 Rusinów |
| 197. | Urząd Gminy WIENIAWA | ul. J. Kochanowskiego 88 26-432 Wieniawa |

| Lp. No. | NAZWA URZĘDU OFFICE NAME | SIEDZIBA SEAT |
|------------------------|-----------------------------------|--|
| Powiat pułtuski | | |
| 198. | Urząd Gminy GZY | Gzy 9 06-126 Gzy |
| 199. | Urząd Gminy OBRYTE | Obryte 185 07-215 Obryte |
| 200. | Urząd Gminy POKRZYWNICA | Al. Jana Pawła II 1 06-121 Pokrzywnica |
| 201. | Urząd Miasta i Gminy PUŁTUSK | ul. Rynek – Ratusz 41 06-100 Pułtusk |
| 202. | Urząd Gminy ŚWIERCZE | ul. Pułtуска 47 06-150 Świercze |
| 203. | Urząd Gminy WINNICA | ul. Pułtуска 25 06-120 Winnica |
| 204. | Urząd Gminy ZATORY | ul. Jana Pawła II 106 07-217 Zatory |
| Powiat radomski | | |
| 205. | Urząd Gminy GÓZD | ul. Radomska 7 26-634 Gózd |
| 206. | Urząd Miejski w IŁŻY | ul. Rynek 11 27-100 Iłża |
| 207. | Urząd Gminy JASTRZĘBIA | Jastrzębia 110 26-631 Jastrzębia |
| 208. | Urząd Gminy JEDLIŃSK | ul. Warecka 19 26-660 Jedlińsk |
| 209. | Urząd Gminy JEDLNIA–LETNISKO | ul. Radomska 43 26-630 Jedlnia–Letnisko |
| 210. | Urząd Gminy KOWALA | Kowala 105A 26-624 Kowala |
| 211. | Urząd Miasta PIONKI | Al. Jana Pawła II 15 26-670 Pionki |
| 212. | Urząd Gminy PIONKI | ul. Zwycięstwa 6A 26-670 Pionki |
| 213. | Urząd Gminy PRZYTYK | ul. Zachęta 57 26-650 Przytyk |
| 214. | Urząd Miasta i Gminy SKARYSZEW | ul. Słowackiego 6 26-640 Skaryszew |
| 215. | Urząd Gminy WIERZBICA | ul. T. Kościuszki 73 26-680 Wierzbica |
| 216. | Urząd Gminy WOLANÓW | ul. Radomska 20 26-625 Wolanów |
| 217. | Urząd Gminy ZAKRZEW | Zakrzew 51 26-652 Zakrzew |

| Lp. No. | NAZWA URZĘDU OFFICE NAME | SIEDZIBA SEAT |
|-------------------------|-------------------------------|--|
| Powiat siedlecki | | |
| 218. | Urząd Gminy DOMANICE | Domanice 52 08-113 Domanice |
| 219. | Urząd Gminy KORCZEW | ul. Ks. Stanisława Brzóska 20A 08-108 Korczew |
| 220. | Urząd Gminy KOTUŃ | ul. Siedlecka 56C 08-130 Kotuń |
| 221. | Urząd Gminy MOKOBODY | Plac Chreptowicza 25 08-124 Mokobody |
| 222. | Urząd Miasta i Gminy MORDY | ul. Kilińskiego 9 08-140 Mordy |
| 223. | Urząd Gminy PAPROTNIA | ul. 3 Maja 2 08-107 Paprotnia |
| 224. | Urząd Gminy PRZESMYKI | ul. 11 Listopada 13 08-109 Przesmyki |
| 225. | Urząd Gminy SIEDLCE | ul. Aslanowicza 10 08-110 Siedlce |
| 226. | Urząd Gminy SKÓRZEC | ul. Siedlecka 3 08-114 Skórzec |
| 227. | Urząd Gminy SUCHOŻEBRY | ul. Ogińskiej 11 08-125 Suchożebry |
| 228. | Urząd Gminy WIŚNIEW | ul. Siedlecka 13 08-112 Wiśniew |
| 229. | Urząd Gminy WODYNIE | ul. Siedlecka 43 08-117 Wodynie |
| 230. | Urząd Gminy ZBUCZYN | ul. Jana Pawła II 1 08-106 Zbuczyn |
| Powiat sierpecki | | |
| 231. | Urząd Gminy GOZDOWO | ul. K. Gozdawy 19 09-213 Gozdowo |
| 232. | Urząd Gminy MOCHOWO | Mochowo 20 09-214 Mochowo |
| 233. | Urząd Miasta SIERPC | ul. Piastowska 11A 09-200 Sierpc |
| 234. | Urząd Gminy SIERPC | ul. Biskupa Floriana 4 09-200 Sierpc |
| 235. | Urząd Gminy ROŚCISZEWO | ul. Armii Krajowej 1 09-204 Rościszewo |
| 236. | Urząd Gminy SZCZUTOWO | ul. Lipowa 5A 09-227 Szczutowo |
| 237. | Urząd Gminy ZAWIDZ | ul. Mazowiecka 24 09-226 Zawidz Kościelny |

| Lp. No. | NAZWA URZĘDU OFFICE NAME | SIEDZIBA SEAT |
|----------------------------|-------------------------------------|--|
| Powiat sochaczewski | | |
| 238. | Urząd Gminy BROCHÓW | Brochów 125 05-088 Brochów |
| 239. | Urząd Gminy IŁÓW | ul. Płocka 2 96-520 Iłów |
| 240. | Urząd Gminy MŁODZIESZYN | ul. Wyszogrodzka 25 96-512 Młodzieszyn |
| 241. | Urząd Gminy NOWA SUCHA | Nowa Sucha 59 A 96-513 Nowa Sucha |
| 242. | Urząd Miasta SOCHACZEW | ul. 1 Maja 16 96-500 Sochaczew |
| 243. | Urząd Gminy SOCHACZEW | ul. Warszawska 115 96-500 Sochaczew |
| 244. | Urząd Gminy RYBNO | ul. Długa 20 96-514 Rybno |
| 245. | Urząd Gminy TERESIN | ul. Zielona 20 96-515 Teresin |
| Powiat sokołowski | | |
| 246. | Urząd Gminy BIELANY | ul. Słoneczna 2 08-311 Bielany |
| 247. | Urząd Gminy CERANÓW | Ceranów 140 08-322 Ceranów |
| 248. | Urząd Gminy JABŁONNA LACKA | ul. Klonowa 14 08-304 Jabłonna Lacka |
| 249. | Urząd Miasta i Gminy KOSÓW LACKI | ul. Kolejowa 2 08-330 Kosów Lacki |
| 250. | Urząd Gminy REPKI | ul. Parkowa 7 08-307 Repki |
| 251. | Urząd Gminy SABNIE | ul. Główna 73 08-331 Sabnie |
| 252. | Urząd Miasta SOKOŁÓW PODLASKI | ul. Wolności 21 08-300 Sokołów Podlaski |
| 253. | Urząd Gminy SOKOŁÓW PODLASKI | ul. Wolności 44 08-300 Sokołów Podlaski |
| 254. | Urząd Gminy STERDYŃ | ul. T. Kościuszki 6 08-320 Sterdyń |
| Powiat szydłowiecki | | |
| 255. | Urząd Gminy CHLEWISKA | ul. Czachowskiego 49 26-510 Chlewiska |
| 256. | Urząd Gminy JASTRZĄB | Plac Niepodległości 5 26-502 Jastrząb |
| 257. | Urząd Gminy MIRÓW | Mirów Stary 27 26-503 Mirów Stary |
| 258. | Urząd Gminy OROŃSKO | ul. Szkolna 8 26-505 Orońsko |
| 259. | Urząd Miejski w SZYDŁOWCU | Rynek Wielki 1 26-500 Szydłowiec |

| Lp. No. | NAZWA URZĘDU OFFICE NAME | SIEDZIBA SEAT |
|-----------------------------------|---|--|
| Powiat warszawski zachodni | | |
| 260. | Urząd Miasta i Gminy BŁONIE | ul. Rynek 6 05-870 Błonie |
| 261. | Urząd Gminy IZABELIN | ul. 3 Maja 42 05-080 Izabelin |
| 262. | Urząd Gminy KAMPINOS | ul. Niepokalanowska 3 05-085 Kampinos |
| 263. | Urząd Gminy LESZNO | Aleja Wojska Polskiego 21 05-084 Leszno |
| 264. | Urząd Miejski w ŁOMIANKACH | ul. Warszawska 115 05-092 Łomianki |
| 265. | Urząd Miasta i Gminy OŻARÓW MAZOWIECKI | ul. Kolejowa 2 05-850 Ożarów Mazowiecki |
| 266. | Urząd Gminy STARE BABICE | ul. Rynek 32 05-082 Stare Babice |
| Powiat węgrowski | | |
| 267. | Urząd Gminy GRĘBKÓW | ul. Wspólna 5 07-110 Grębków |
| 268. | Urząd Gminy KORYTNICA | ul. A. Małkowskiego 20 07-120 Korytnica |
| 269. | Urząd Gminy LIW z/s w Węgrowie | ul. A. Mickiewicza 2 07-100 Węgrów |
| 270. | Urząd Miejski w ŁOCHOWIE | Al. Pokoju 75 07-130 Łochów |
| 271. | Urząd Gminy MIEDZNA | Plac 11 Listopada 4 07-106 Miedzna |
| 272. | Urząd Gminy SADOWNE | ul. Kościuszki 3 07-140 Sadowne |
| 273. | Urząd Gminy STOCZEK | ul. Kosowska 5 07-104 Stoczek |
| 274. | Urząd Miasta WĘGRÓW | ul. Rynek Mariacki 16 07-100 Węgrów |
| 275. | Urząd Gminy WIERZBNO | Wierzbno 90 07-111 Wierzbno |
| Powiat wołomiński | | |
| 276. | Urząd Gminy DĄBRÓWKA | ul. Kościuszki 14 05-252 Dąbrówka |
| 277. | Urząd Gminy JADÓW | ul. Jana Pawła II 17 05-280 Jadów |
| 278. | Urząd Miasta KOPYŁKA | ul. Wołomińska 1 05-230 Kopyłka |
| 279. | Urząd Gminy KLEMBÓW | ul. Gen. F. Żymirskiego 38 05-205 Klembów |