

Tourism in Q2 2020

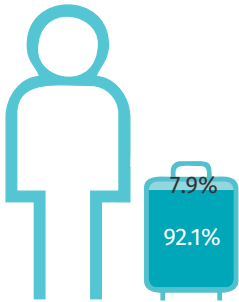
Data on Mazowieckie Voivodship and Warsaw capital city

Mazowieckie Voivodship

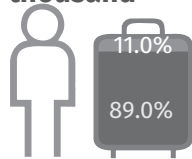
Warsaw capital city

Tourists accommodated in tourist accommodation establishments

162.2 thousand ↓ 89.0%



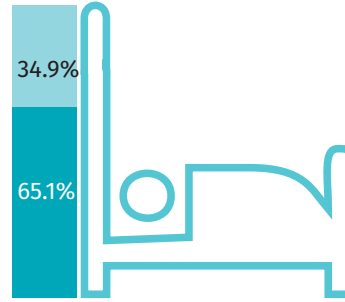
72.9 thousand ↓ 92.8%



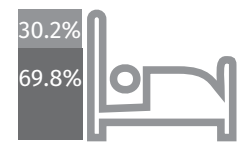
domestic foreign

Nights spent in tourist accommodation establishments

397.8 thousand ↓ 84.3%



169.9 thousand ↓ 90.1%



hotels and similar facilities other facilities



Foreign tourists by selected countries in %

12.9 ↓ 96.9%

3.5 ↓ 84.0%
Ukraine

1.5 ↓ 96.4%
Germany

1.0 ↓ 97.8%
United States of America

0.8 ↓ 89.9%
Lithuania

0.4 ↓ 97.8%
France

8.0 ↓ 97.8%

1.4 ↓ 91.3%
Ukraine


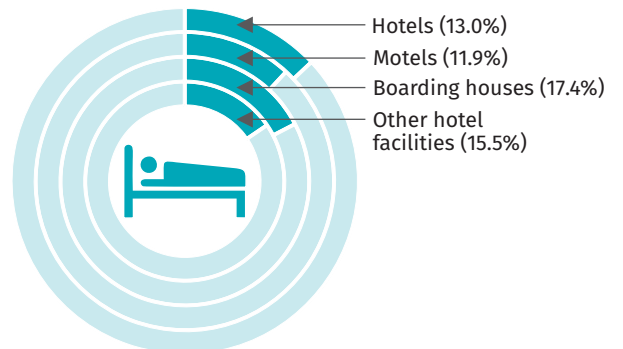
1.0 ↓ 97.0%
Germany

0.9 ↓ 97.8%
United States of America

0.4 ↓ 93.0%
Lithuania

0.3 ↓ 99.0%
United Kingdom

Occupancy rate of rooms in hotels and similar facilities



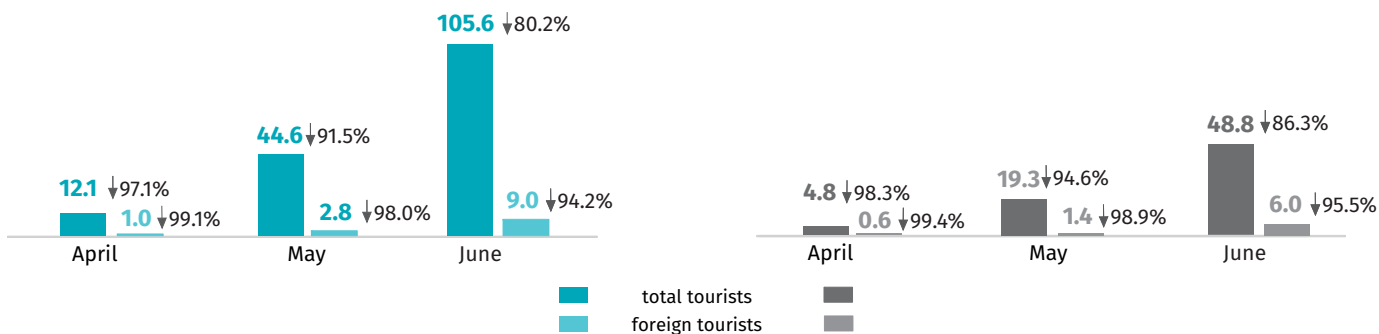
Tourism in Q2 2020

Data on Mazowieckie Voivodship and Warsaw capital city by months

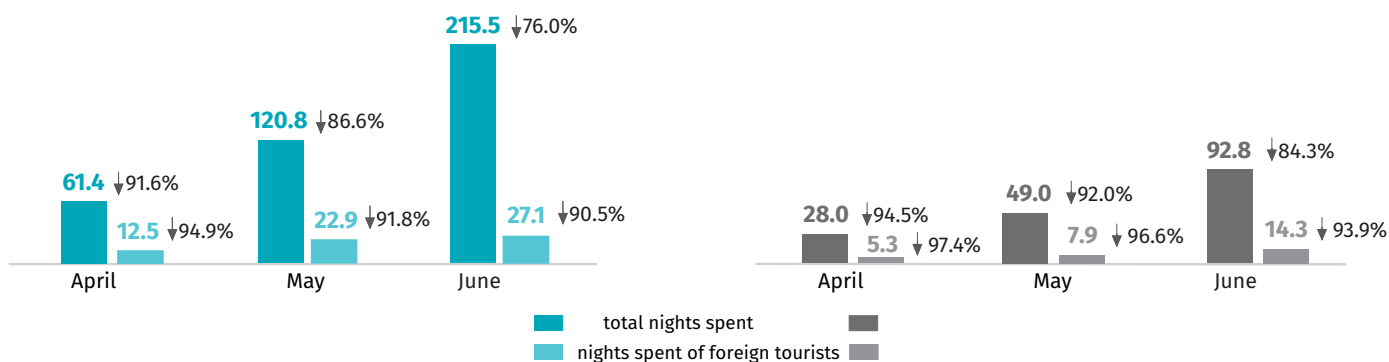
Mazowieckie Voivodship

Warsaw capital city

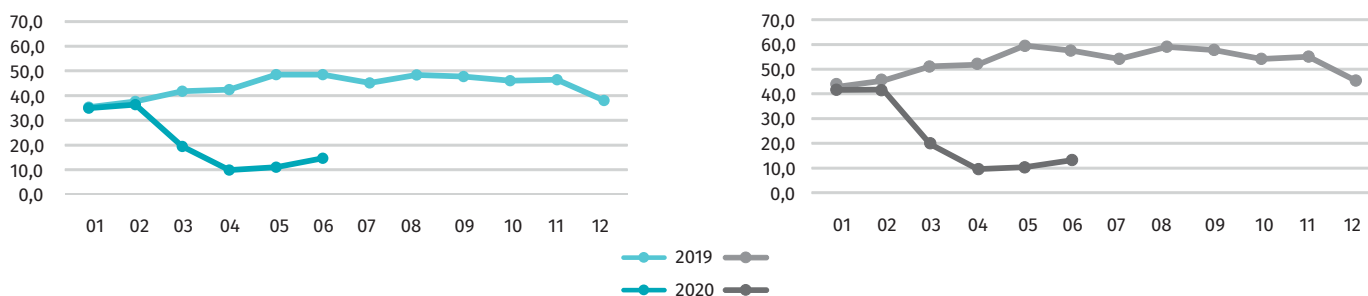
Tourists accommodated in tourist accommodation establishments in thousands



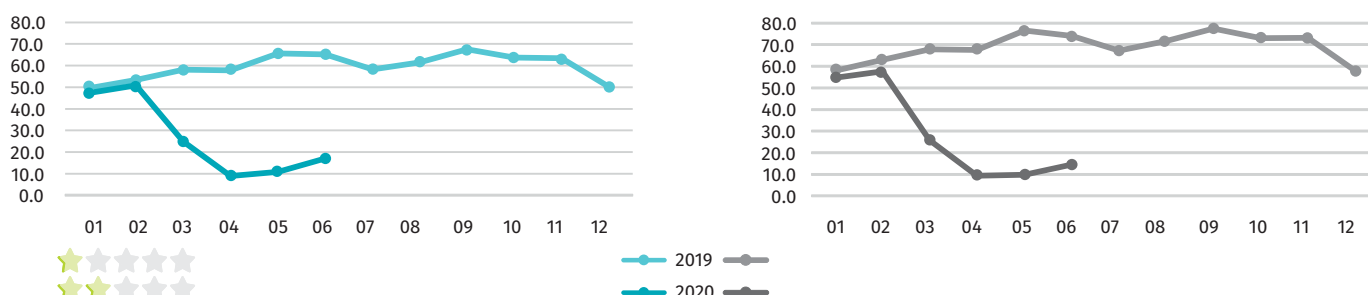
Nights spent in tourist accommodation establishments in thousands



Occupancy rate of bed places in accommodation establishments in %



Occupancy rate of rooms in hotels and similar facilities in %



Rate the study

↓ decrease compared to the corresponding period of the previous year

When publishing Statistical Office data – please indicate the source.