

Tourism in Q3 2020

Data on Mazowieckie Voivodship and Warsaw capital city

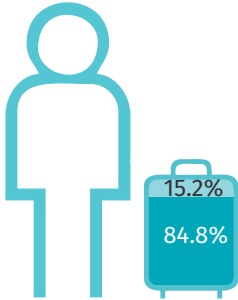
Mazowieckie Voivodship

Warsaw capital city

Tourists accommodated in tourist accommodation establishments

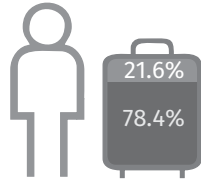
702.8 thousand

↓ 54.3%



411.3 thousand

↓ 60.8%

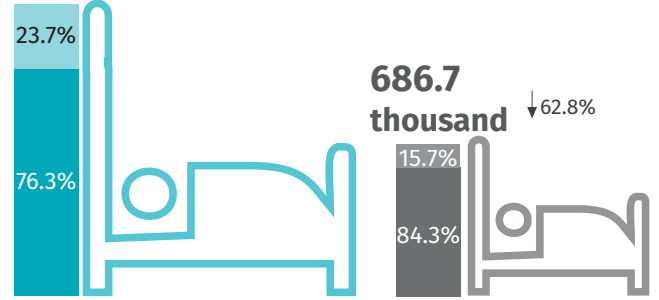


domestic foreign

Nights spent in tourist accommodation establishments

1,313.8 thousand

↓ 52.8%



hotels and similar facilities other facilities



Foreign tourists by selected countries in %

107.1 ↓ 78.1%

20.3 ↓ 54.3%
Germany

11.6 ↓ 70.3%
United Kingdom

8.2 ↓ 70.1%
Ukraine

6.7 ↓ 67.4%
France

6.6 ↓ 89.0%
United States of America

88.9 ↓ 79.1%

16.6 ↓ 53.7%
Germany


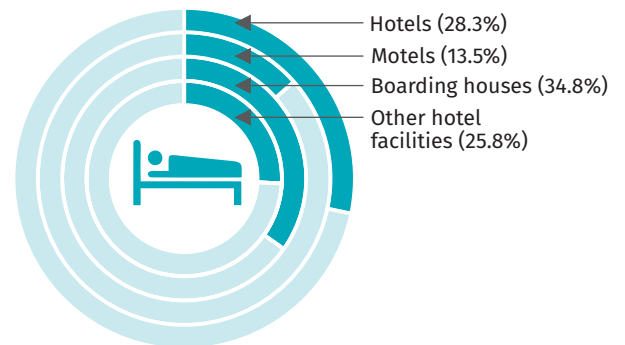
10.1 ↓ 70.3%
United Kingdom

6.0 ↓ 89.0%
United States of America

5.7 ↓ 67.8%
France

5.5 ↓ 72.3%
Ukraine

Occupancy rate of rooms in hotels and similar facilities



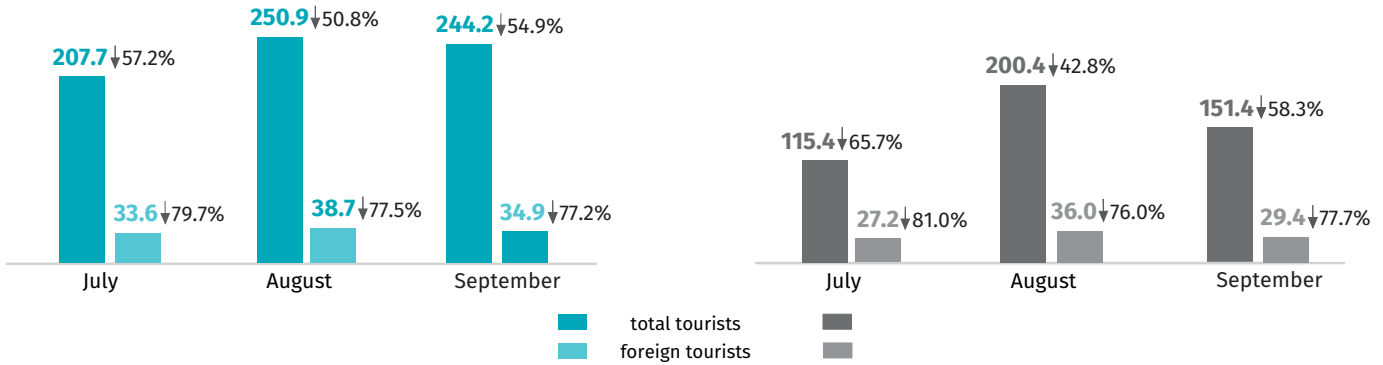
Tourism in Q3 2020

Data on Mazowieckie Voivodship and Warsaw capital city by months

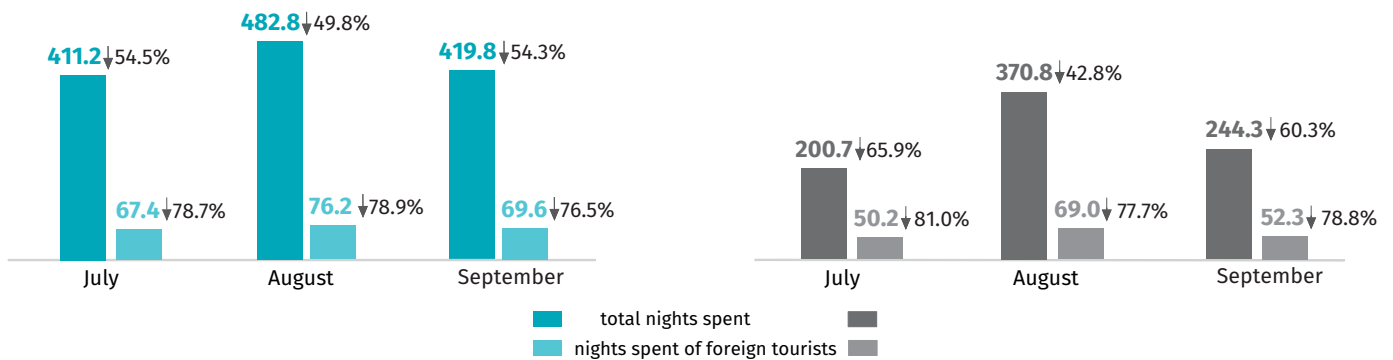
Mazowieckie Voivodship

Warsaw capital city

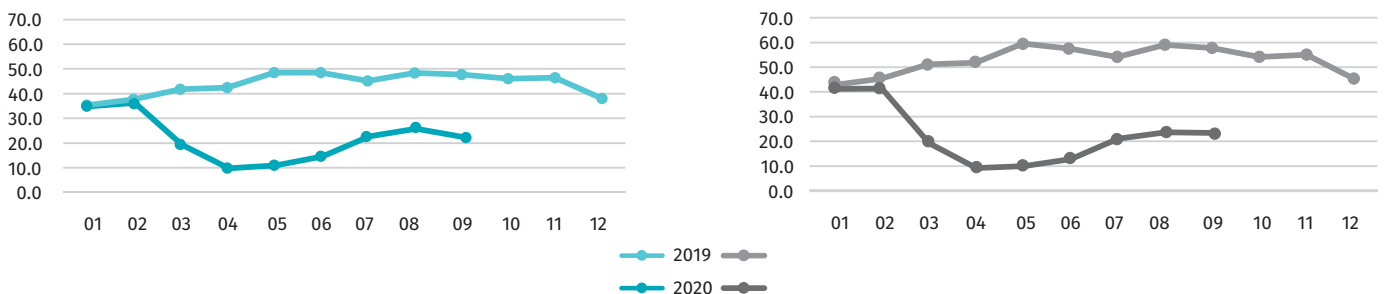
Tourists accommodated in tourist accommodation establishments in thousands



Nights spent in tourist accommodation establishments in thousands



Occupancy rate of bed places in accommodation establishments in %



Occupancy rate of rooms in hotels and similar facilities in %

