



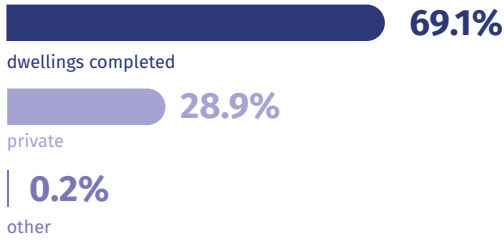
# Residential construction in Mazowieckie Voivodship 1st half of 2024

## Dwellings completed



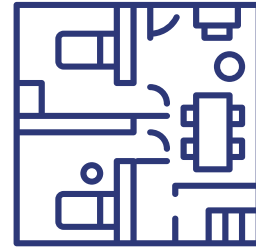
**17 269**

↓ 21.8%



## Average useful floor area of a dwelling

**89.2 m<sup>2</sup>** ↑ 0.3 m<sup>2</sup>



## Dwellings completed in the quarters

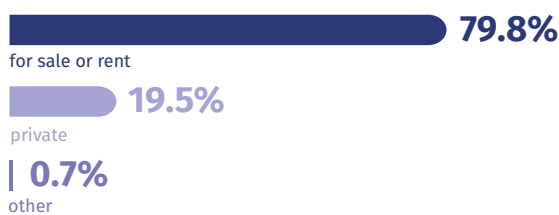
	2022	2023	2024
1.	9 108	11 026	9 002
2.	9 478	11 051	8 267
3.	10 985	9 336	
4.	13 566	12 051	

= 2 000

**30 383**

↑ 51.1%

## Dwellings in which construction has begun or which have been registered with a construction project



## Average employment in construction (in persons)

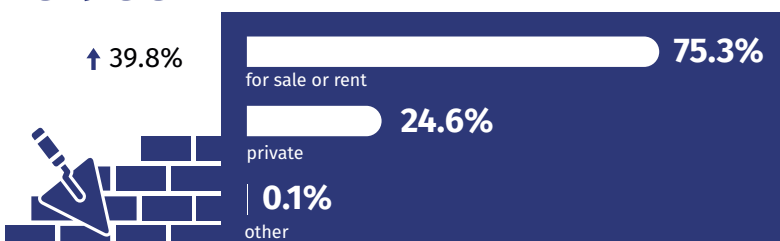
**92 597**



**23 933**

↑ 39.8%

## Dwellings in which construction has begun



## Average employment in construction

**PLN 9 593**