

Labour market in July 2019

Data on Mazowieckie Voivodship and Warsaw capital city

EMPLOYMENT AND WAGES AND SALARIES IN ENTERPRISE SECTOR

Average employment*

Mazowieckie Voivodship

1530
thousand

Warsaw capital city

1084
thousand

previous month=100

Average monthly gross wages and salaries*

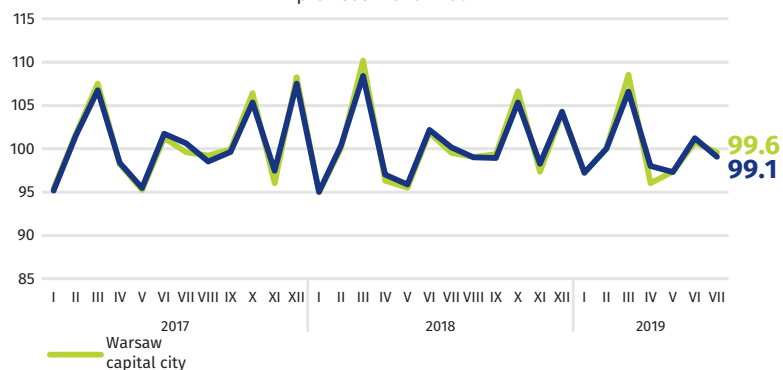
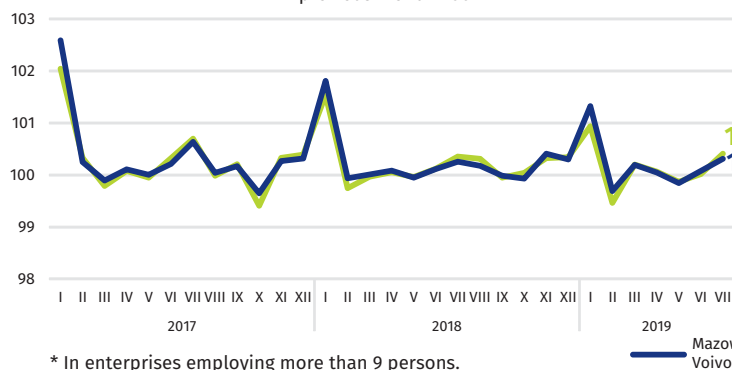
Mazowieckie Voivodship

PLN 6037

Warsaw capital city

PLN 6393

previous month=100

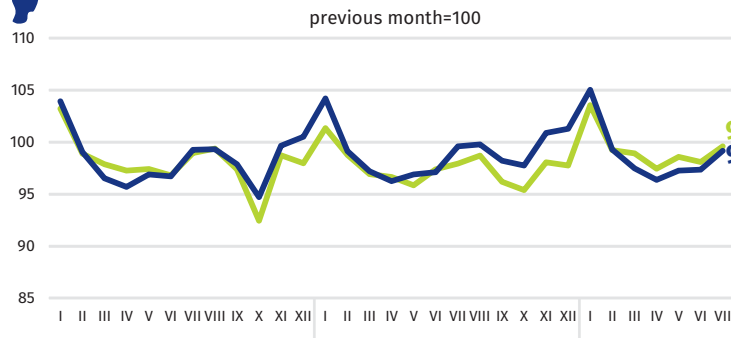
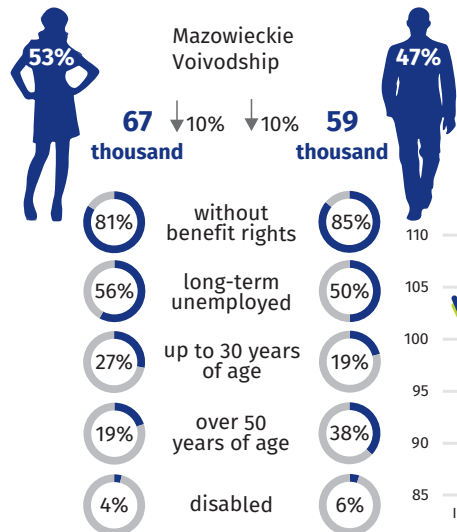


* In enterprises employing more than 9 persons.

REGISTERED UNEMPLOYMENT

Dynamics of unemployed persons registered at the end of month

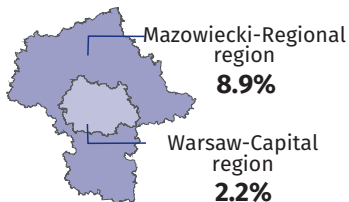
previous month=100



↓ decrease compared to July 2018

REGISTERED UNEMPLOYMENT RATE

Cities with powiat status with lowest/highest unemployment rate



Powiats with the lowest unemployment rate

- Warsaw capital city – 1.4% ↓ 0.3 pp
- warszawski zachodni – 1.7% ↓ 0.3 pp
- grójecki – 1.9% ↓ 0.3 pp

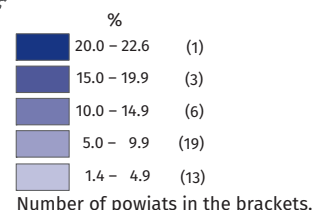
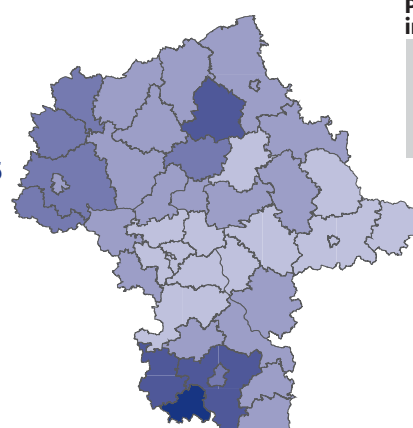
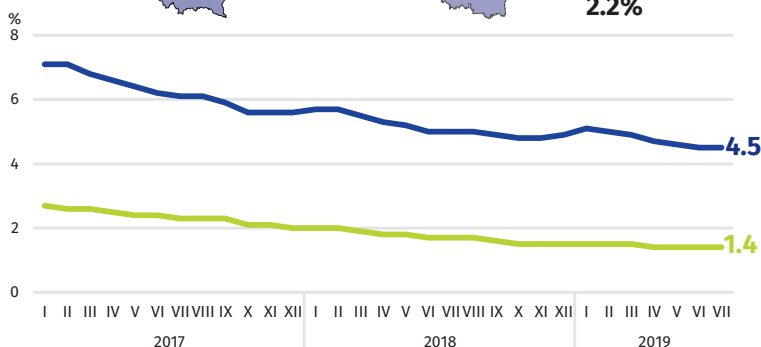
Powiats with the highest unemployment rate

- szydłowiecki – 22.6% ↓ 0.8 pp
- przysuski – 17.7% ↓ 0.8 pp
- radomski – 16.5% ↓ 0.9 pp

Powiats with the highest drops in unemployment rate

- gostyniński ↓ 2.5 pp
- sierpecki ↓ 1.6 pp
- wyszowski ↓ 1.4 pp

↓ decrease compared to July 2018



Rate the study