



Labour market in May 2024

Data on Mazowieckie Voivodship
and m.st. Warszawa

Average employment and monthly gross wages and salaries in the enterprise sector *

Average employment:
total

Mazowieckie Voivodship
1592
thousand ↑

m.st. Warszawa
1129
thousand ↓

highest increase (in %)



12



Real estate activities

4



Accommodation
and catering

1



Industry

15



Real estate activities

4



Accommodation
and catering

1



Information
and communication
/Professional,
scientific and
technical activities

Average wages and salaries:

total

PLN 9157 ↑

PLN 9637 ↑

highest increase (in %)



19



Construction

16



Real estate activities

15



Administrative
and support service
activities

19



Construction

14



Administrative
and support service
activities

14



Real estate activities

Registered unemployed persons at the end of month

by sex and age (in thousands)

Mazowieckie
Voivodship

m.st.
Warszawa



56

54

↓0.9% ↓5.2%



10

9

↓1.3% ↓5.2%

11

11

**18-24
years**

5

6

19

28

25-34

15

23

24

29

35-44

25

33

23

22

45-54

27

27

23

10

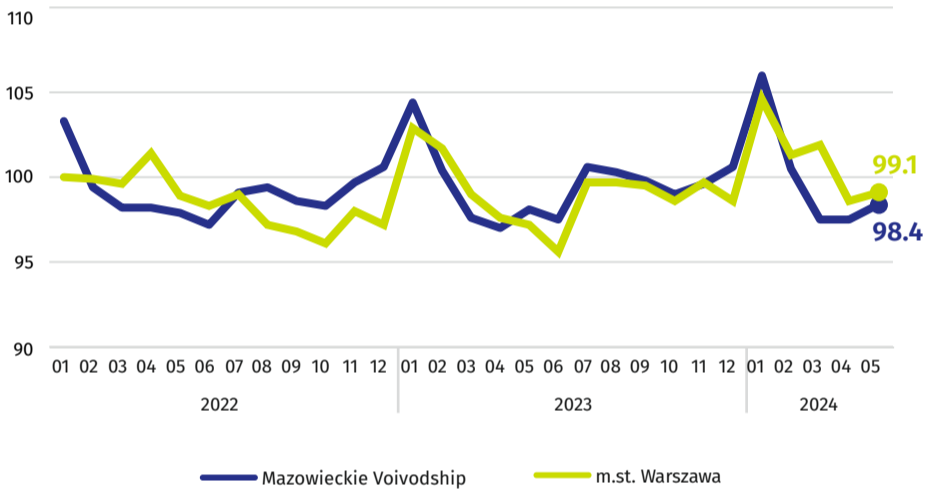
**55 years
and more**

27

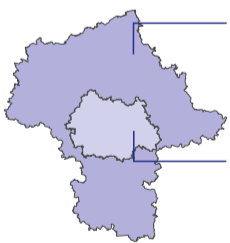
12

Indices of the number of the registered unemployed at the end of month

(previous month=100)



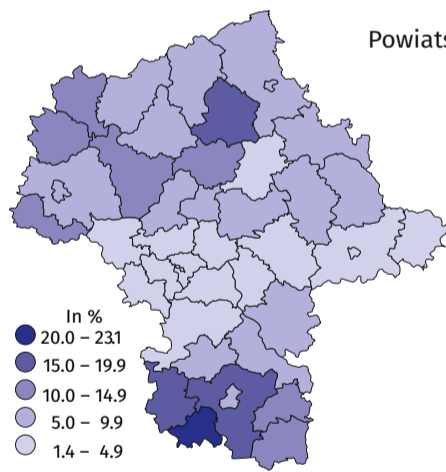
Registered unemployment rate in regions of Mazowieckie Voivodship



8.4% Region
mazowiecki
regionalny

2.1% Region
warszawski
stołeczny

Registered unemployment rate



Powiats with the highest decreases
in unemployment rate
in percentage points

przysuski ↓ 1.0

szydłowiecki ↓ 1.0

żuromiński ↓ 0.9

zwoleński ↓ 0.8

Powiats with the highest
unemployment rate
in % in percentage points

szydłowiecki **23.1** ↓ 1.0

przysuski **18.0** ↓ 1.0

radomski **16.0** ↓ 0.3

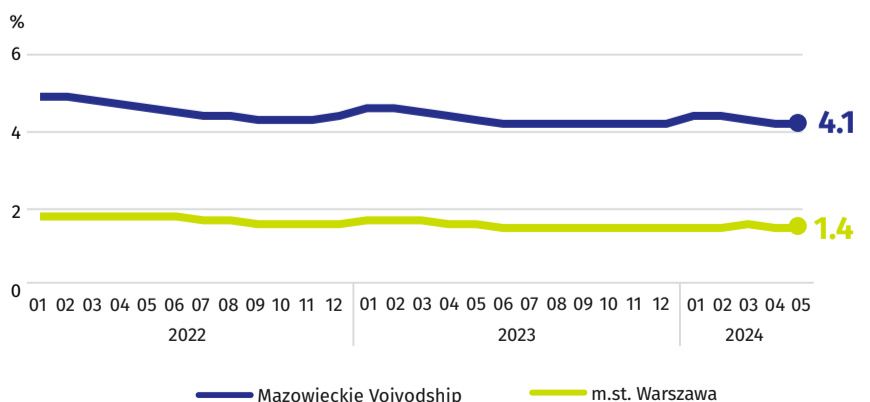
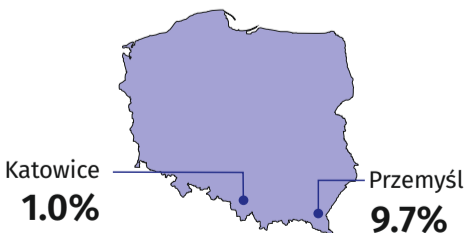
Powiats with the lowest
unemployment rate
in % in percentage points

m.st. Warszawa **1.4** ↓ 0.1

warszawski zachodni **1.6** ↑

pruszkowski **2.3** ↑

Cities with powiat status with the lowest and highest unemployment rate in Poland



↑ ↓ ↔ increase/decrease/no changes compared to May 2023

* In enterprises employing more than 9 persons.