

Labour market in February 2024

Data on Mazowieckie Voivodship
and m.st. Warszawa

Average employment and monthly gross wages and salaries in the enterprise sector *

Employment:
total

Mazowieckie
Voivodship
1602
thousand ↑



m.st. Warszawa
1140
thousand ↑



highest increase (in %)



11



Real estate
activities

6



Accommodation
and catering

2



Construction

14



Real estate
activities

3



Accommodation
and catering

1



Construction

Wages and salaries:
total

PLN 9166

PLN 9647 ↑

highest increase (in %)



15



Construction

13



Professional,
scientific and technical
activities

13



Industry

14



Industry

13



Professional,
scientific and technical
activities

12


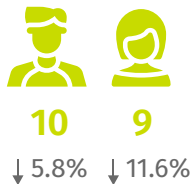
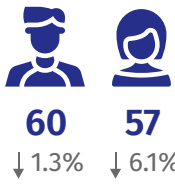


Trade;
repair of motor
vehicles

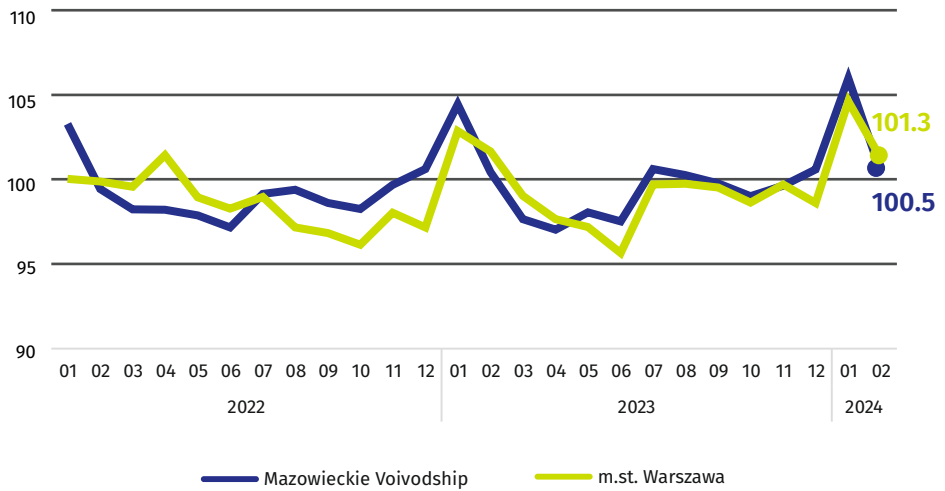
Registered unemployed persons at the end of month by sex and age (in thousands)

Mazowieckie
Voivodship

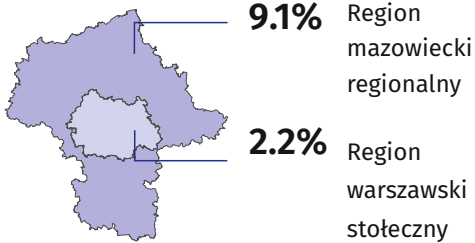
m.st.
Warszawa



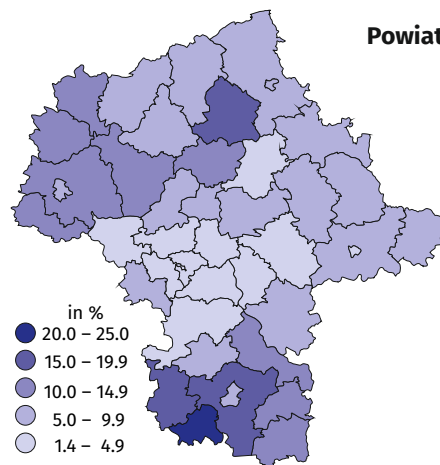
Indices of the number of the registered unemployed at the end of month (previous month=100)



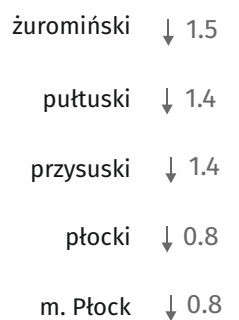
Registered unemployment rate in regions of Mazowieckie Voivodship



Registered unemployment rate



Powiats with the highest decreases in unemployment rate in pp



Powiats with the highest unemployment rate in % in pp



Powiats with the lowest unemployment rate in % in pp



Cities with powiat status with the lowest and highest unemployment rate in Poland

