

# Labour market in May 2019

Data on Mazowieckie Voivodship and Warsaw capital city

## EMPLOYMENT AND WAGES AND SALARIES IN ENTERPRISE SECTOR

Average employment\*

Average monthly gross wages and salaries\*

Mazowieckie Voivodship

Warsaw capital city

Mazowieckie Voivodship

Warsaw capital city

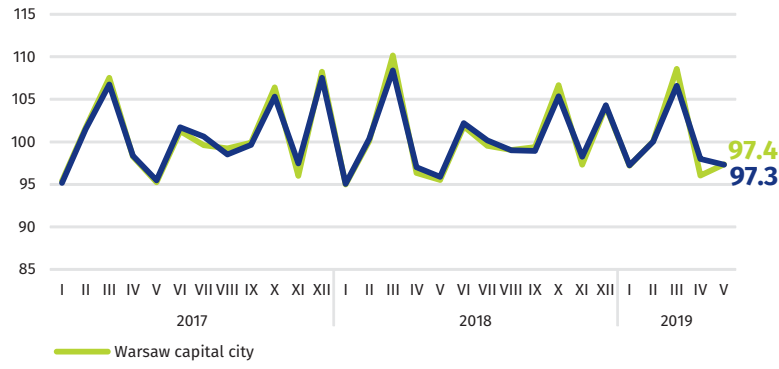
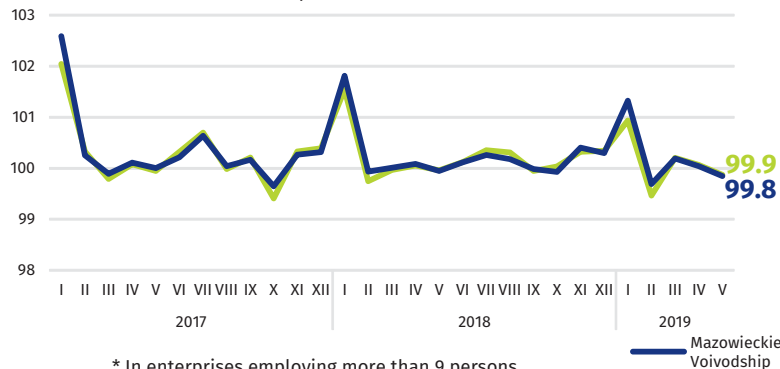
**1524**  
thousand

**1079**  
thousand

**PLN 6021**

**PLN 6373**

previous month=100

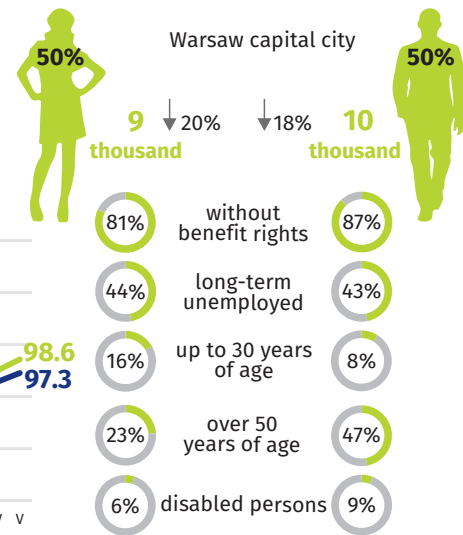
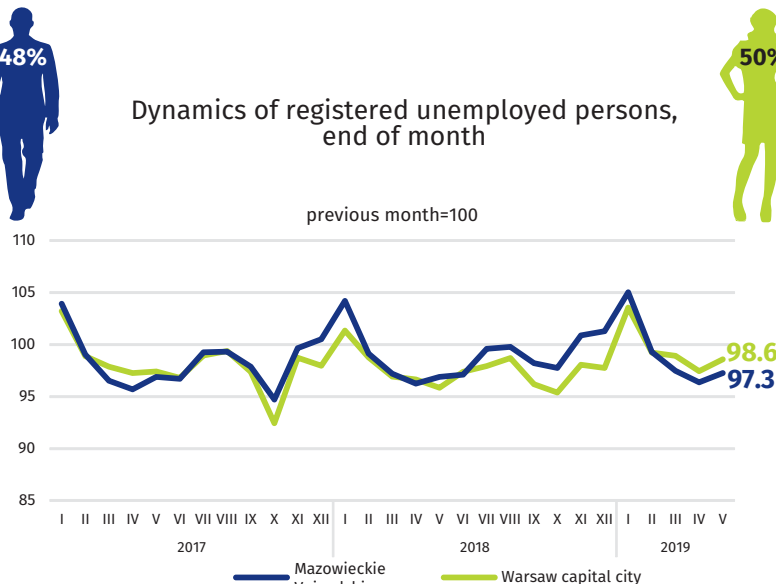
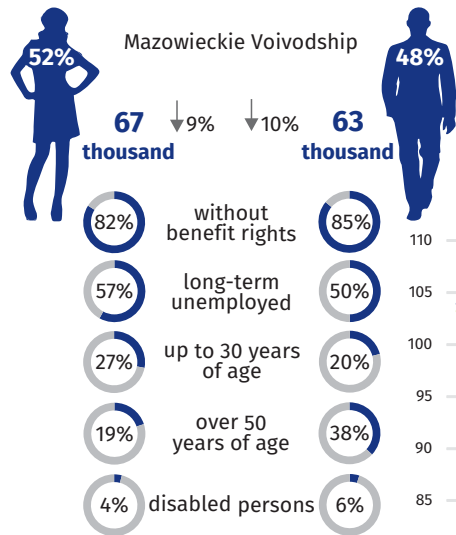


\* In enterprises employing more than 9 persons.

## REGISTERED UNEMPLOYMENT

Dynamics of registered unemployed persons, end of month

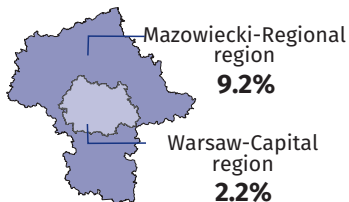
previous month=100



↓ decrease compared to May 2018

## REGISTERED UNEMPLOYMENT RATE

Cities with powiat status with lowest/highest unemployment rate



Powiats with the lowest unemployment rate

Warsaw capital city – **1.4%** ↓ 0.4 pp  
warszawski zachodni – **1.8%** ↓ 0.2 pp  
grójecki – **2.1%** ↓ 0.2 pp

Powiats with the highest unemployment rate

szydłowiecki – **23.1%** ↓ 0.8 pp  
przysuski – **17.7%** ↓ 1.1 pp  
radomski – **16.9%** ↓ 0.9 pp

Powiats with the highest drops in unemployment rate

gostyniński ↓ 1.8 pp  
wyszkowski ↓ 1.4 pp  
makowski ↓ 1.3 pp

↓ decrease compared to May 2018

