

# Labour market in June 2019

Data on Mazowieckie Voivodship and Warsaw capital city

## EMPLOYMENT AND WAGES AND SALARIES IN ENTERPRISE SECTOR

Average employment\*

Average monthly gross wages and salaries\*

Mazowieckie Voivodship

Warsaw capital city

Mazowieckie Voivodship

Warsaw capital city

**1525**  
thousand

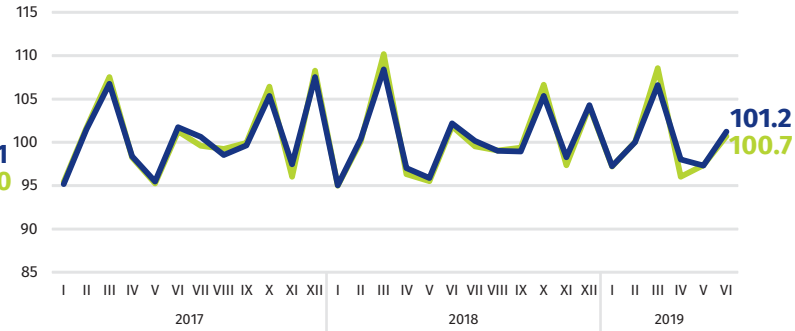
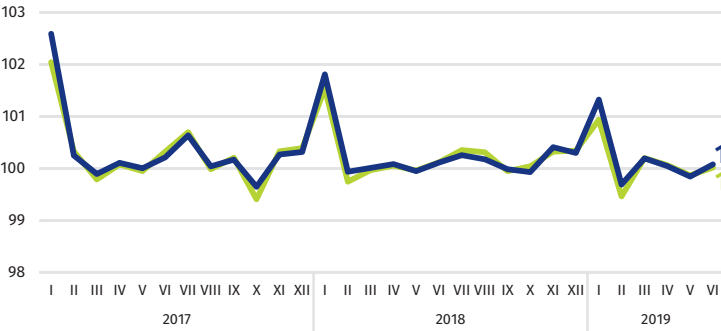
**1079**  
thousand

**PLN 6093**

**PLN 6419**

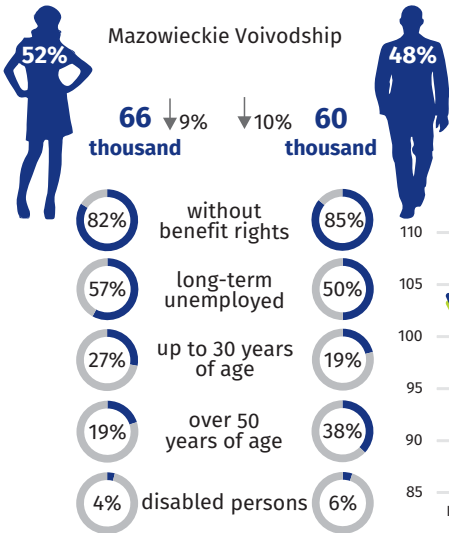
previous month=100

previous month=100

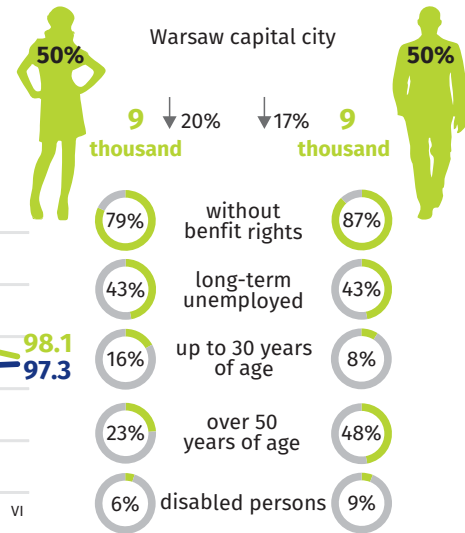
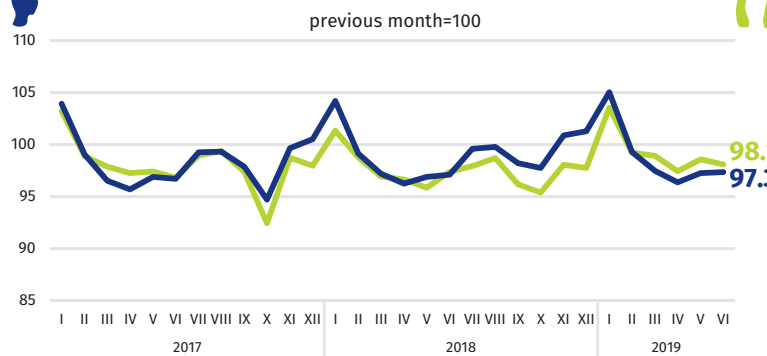


\* In enterprises employing more than 9 persons.

## REGISTERED UNEMPLOYMENT



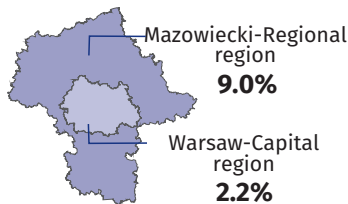
Dynamics of unemployed persons registered at the end of month



↓ decrease compared to June 2018

## REGISTERED UNEMPLOYMENT RATE

Cities with powiat status with lowest/highest unemployment rate



Powiats with the lowest unemployment rate

Warsaw capital city - 1.4% ↓ 0.3 pp  
warszawski zachodni - 1.7% ↓ 0.2 pp  
grójecki - 1.9% ↓ 0.3 pp


Powiats with the highest unemployment rate

szydłowiecki - 22.4% ↓ 0.9 pp  
przysuski - 17.6% ↓ 1.0 pp  
radomski - 16.6% ↓ 0.9 pp

Powiats with the highest drops in unemployment rate

gostyniński ↓ 2.2 pp  
sierpecki ↓ 1.5 pp  
makowski ↓ 1.3 pp

↓ decrease compared to June 2018



Number of powiats in the brackets.