



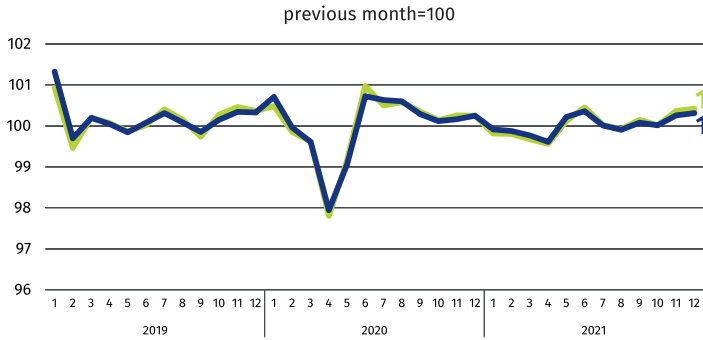
Labour market in December 2021

Data on Mazowieckie Voivodship and m.st. Warszawa

EMPLOYMENT AND WAGES AND SALARIES IN THE ENTERPRISE SECTOR

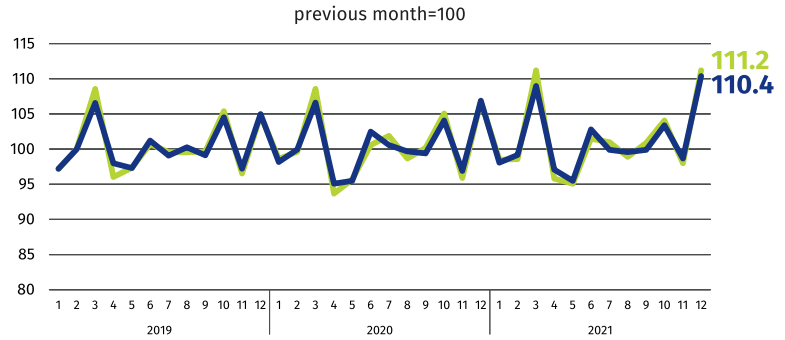
Average paid employment*

Mazowieckie Voivodship **1547 thousand**
m.st. Warszawa **1097 thousand**



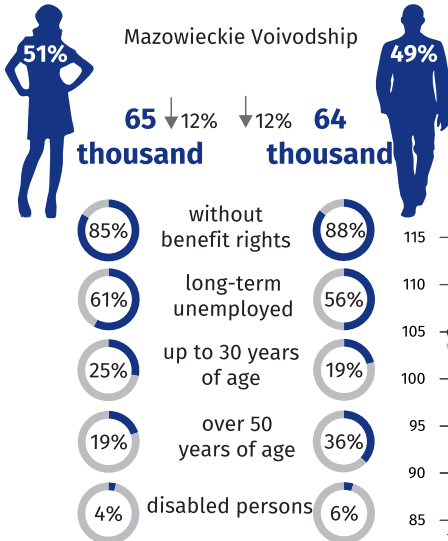
Average monthly gross wages and salaries*

Mazowieckie Voivodship **PLN 7591**
m.st. Warszawa **PLN 8058**

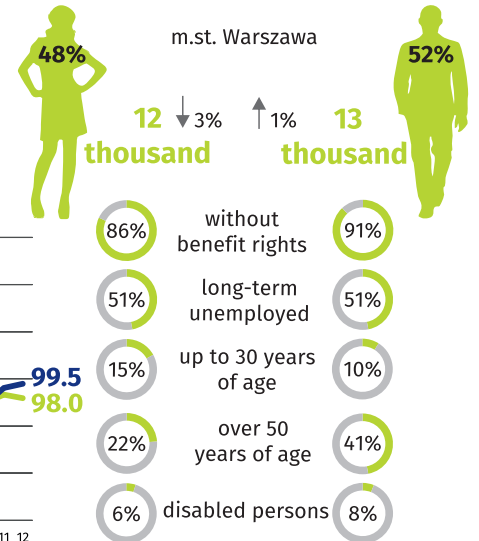
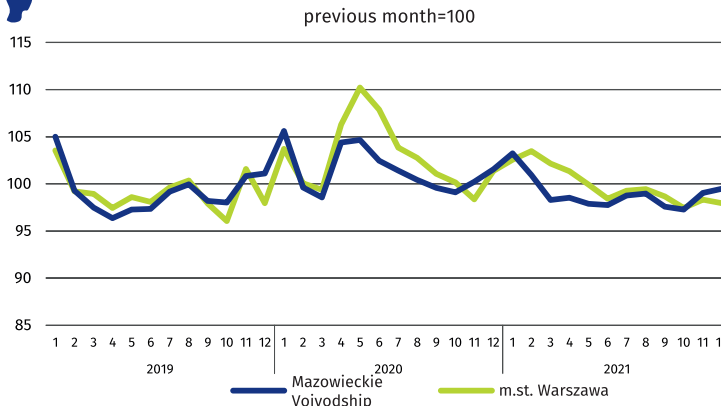


* In enterprises with more than 9 employed persons.

REGISTERED UNEMPLOYMENT




Dynamics of registered unemployed persons at the end of month



↑ ↓ increase/decrease compared to December 2020

REGISTERED UNEMPLOYMENT RATE

Cities with powiat status with the lowest and highest unemployment rate



Powiats with the lowest unemployment rate

m.st. Warszawa - 1.8% ↑
warszawski zachodni - 1.9% ↓ 0.3 pp
grójecki - 2.1% ↓ 0.6 pp

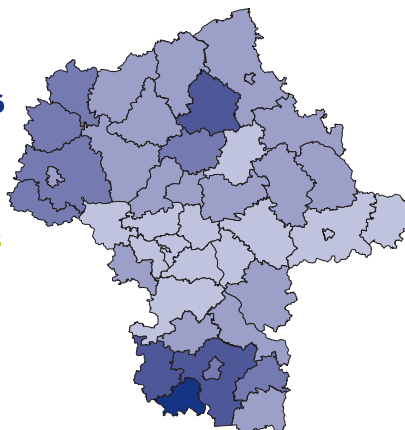
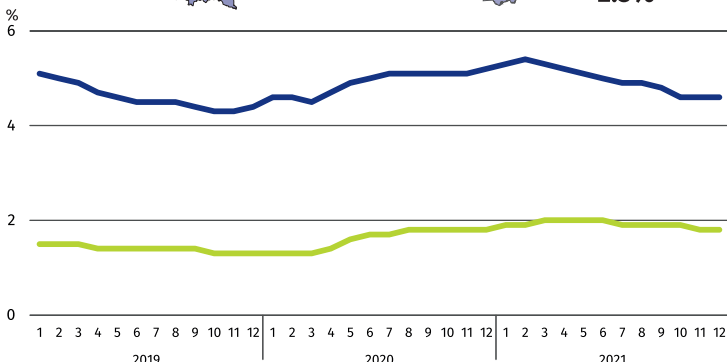
Powiats with the highest unemployment rate

szydłowiecki - 22.3% ↓ 1.4 pp
makowski - 15.8% ↓ 0.3 pp
radomski - 15.4% ↓ 2.2 pp

Powiats with the highest drops in unemployment rate

sierpecki ↓ 2.7 p. proc.
radomski, Radom ↓ 2.2 pp
miński ↓ 2.0 pp

↑ ↓ decrease/no changes compared to December 2020



Number of powiats in the brackets.