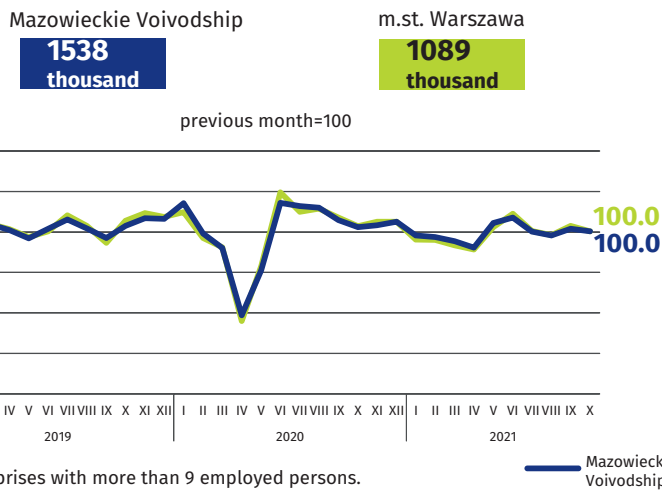


Labour market in October in 2021

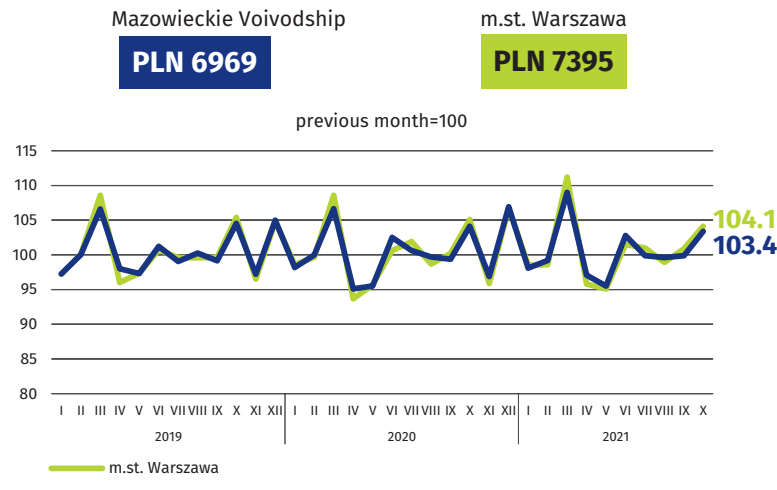
Data on Mazowieckie Voivodship and m.st. Warszawa

EMPLOYMENT AND WAGES AND SALARIES IN THE ENTERPRISE SECTOR

Average paid employment*

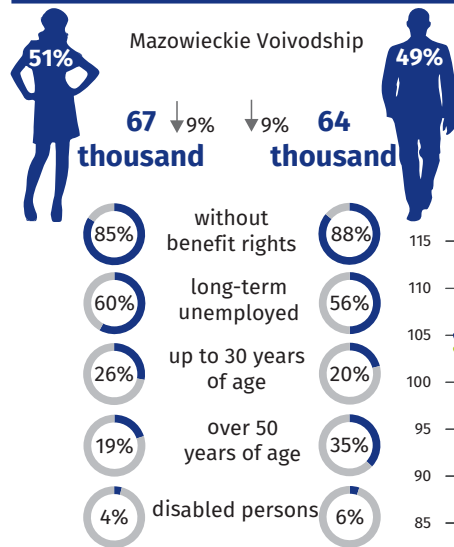


Average monthly gross wages and salaries*

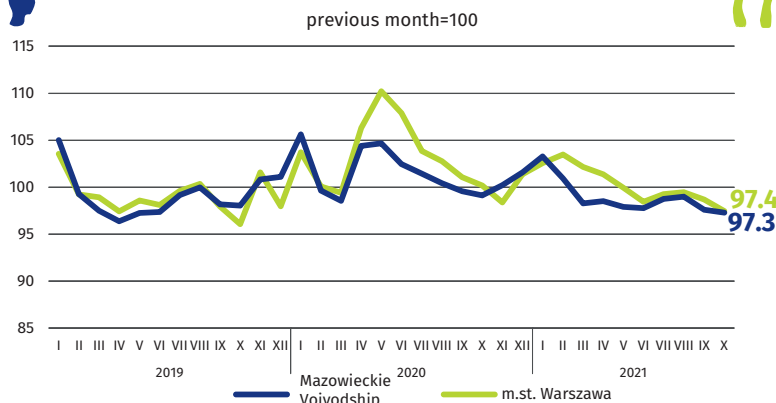


* In enterprises with more than 9 employed persons.

REGISTERED UNEMPLOYMENT



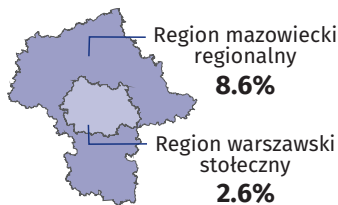
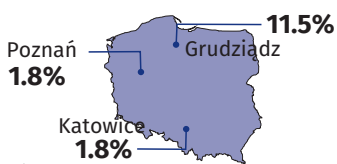
Dynamics of registered unemployed persons at the end of month



↑ ↓ increase/decrease compared to October 2020

REGISTERED UNEMPLOYMENT RATE

Cities with powiat status with the lowest and highest unemployment rate



Powiats with the lowest unemployment rate

m.st. Warszawa – **1.9%** ↑ 0.1 pp
warszawski zachodni – **2.0%** ↓ 0.2 pp
grójecki – **2.2%** ↓ 0.4 pp

Powiats with the highest unemployment rate

szymbarko – **22.1%** ↓ 1.9 pp
makowski – **15.9%** ↑ 0.1 pp
radomski – **15.4%** ↓ 2.1 pp

Powiats with the highest drops in unemployment rate

sierpecki ↓ 3.0 p. proc.
radomski ↓ 2.1 p. proc.
Radom, szymbarko ↓ 1.9 pp

↑ ↓ increase/decrease compared to October 2020

