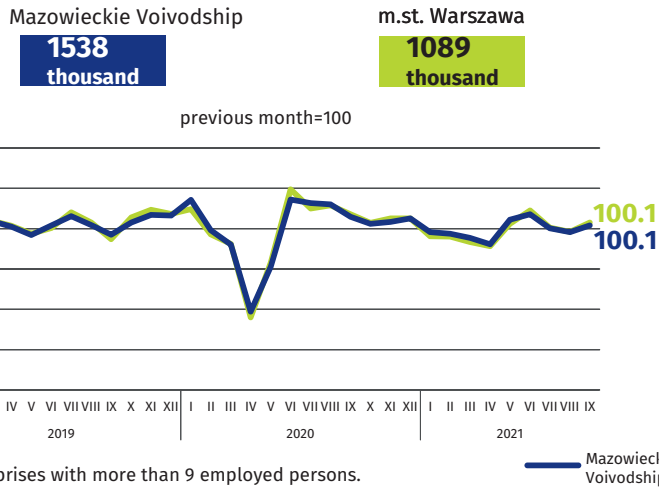


# Labour market in September in 2021

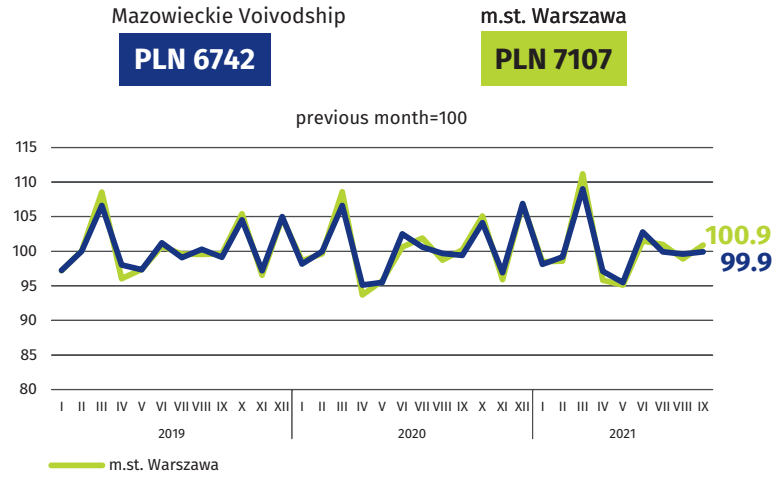
Data on Mazowieckie Voivodship and m.st. Warszawa

## EMPLOYMENT AND WAGES AND SALARIES IN THE ENTERPRISE SECTOR

Average employment\*



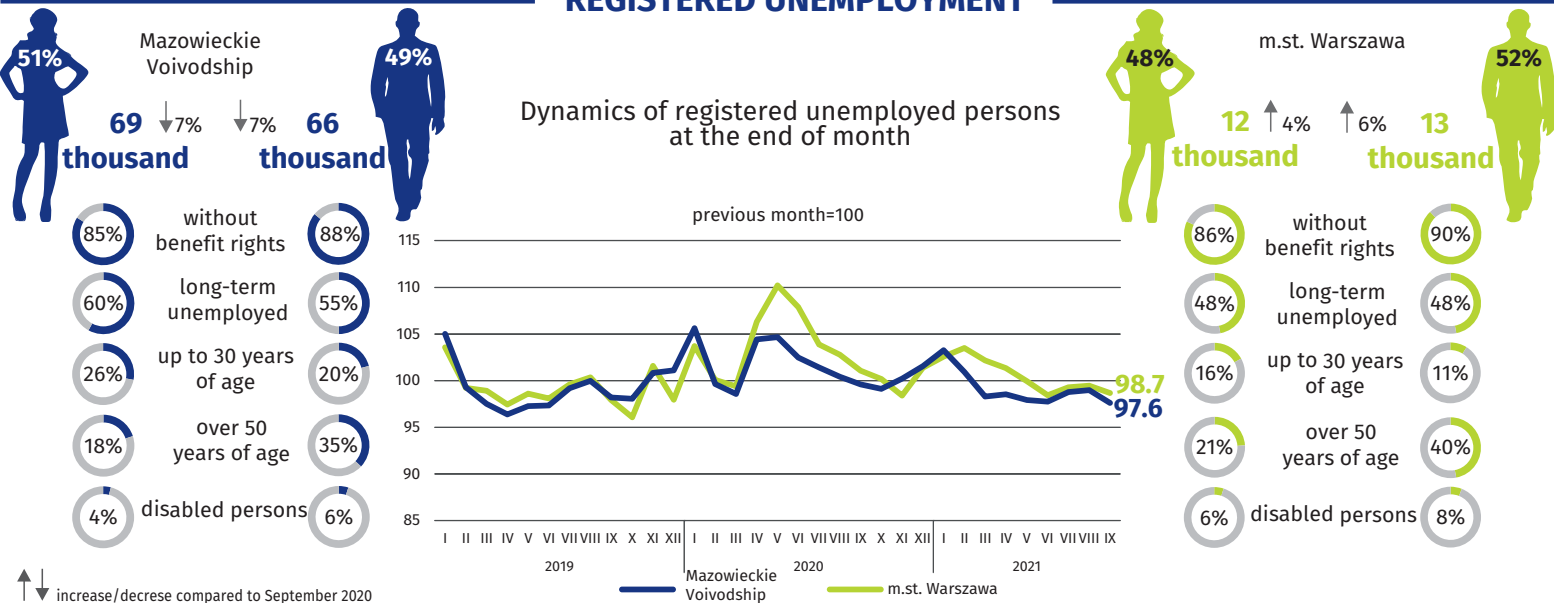
Average monthly gross wages and salaries\*



\* In enterprises with more than 9 employed persons.

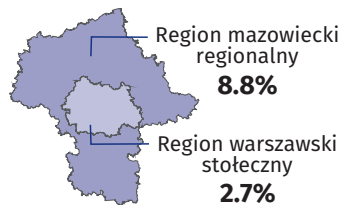
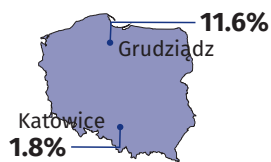
## REGISTERED UNEMPLOYMENT

Dynamics of registered unemployed persons at the end of month



## REGISTERED UNEMPLOYMENT RATE

Cities with powiat status with the lowest and highest unemployment rate



Powiats with the lowest unemployment rate

m.st. Warszawa – **1.9%** ↑ 0.1 pp  
warszawski zachodni – **2.1%** ↓ 0.1 pp  
grójecki – **2.4%** ↓ 0.3 pp

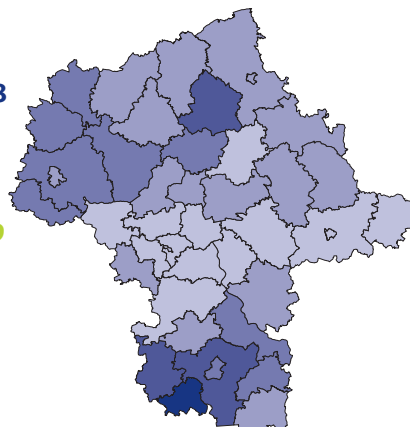

Powiats with the highest unemployment rate

szydłowiecki – **22.6%** ↓ 1.5 pp  
makowski – **16.0%** ↑ 0.4 pp  
radomski – **15.7%** ↓ 2.2 pp

Powiats with the highest drops in unemployment rate

sierpecki ↓ 2.6 pp  
radomski ↓ 2.2 pp  
m. Radom ↓ 1.9 pp

↑ ↓ increase/decrease compared to September 2020



Number of powiats in the brackets.