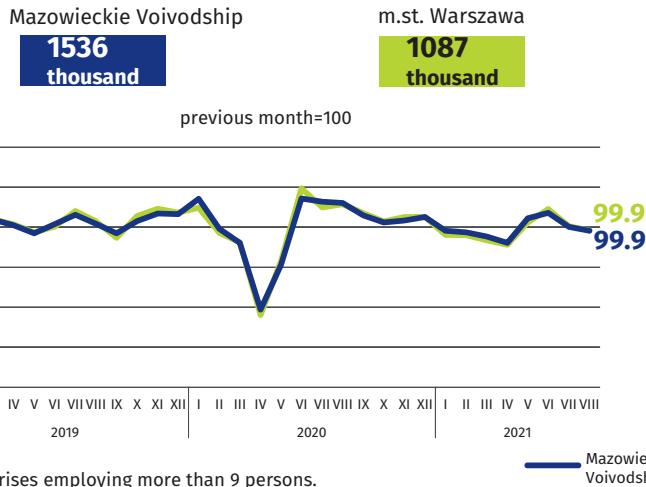


Labour market in August 2021

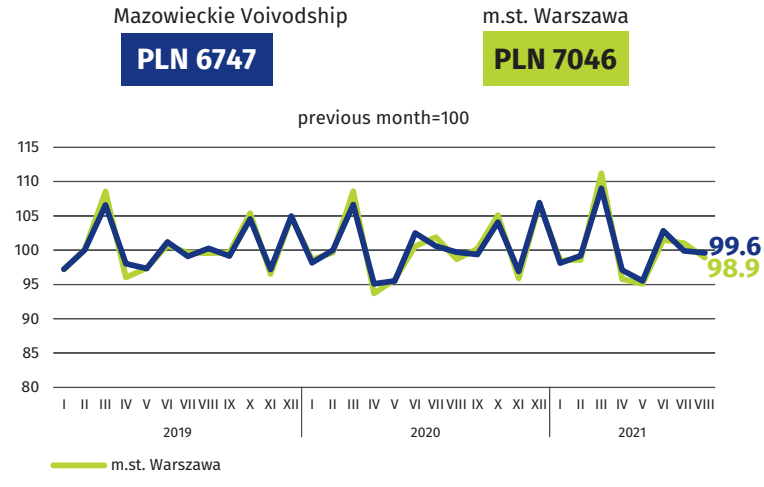
Data on Mazowieckie Voivodship and m.st. Warszawa

EMPLOYMENT AND WAGES AND SALARIES IN THE ENTERPRISE SECTOR

Average employment*



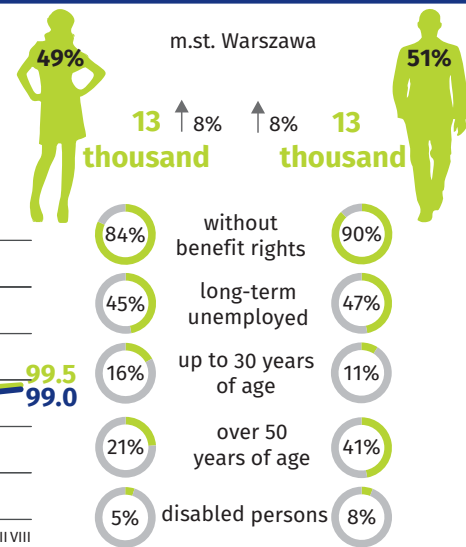
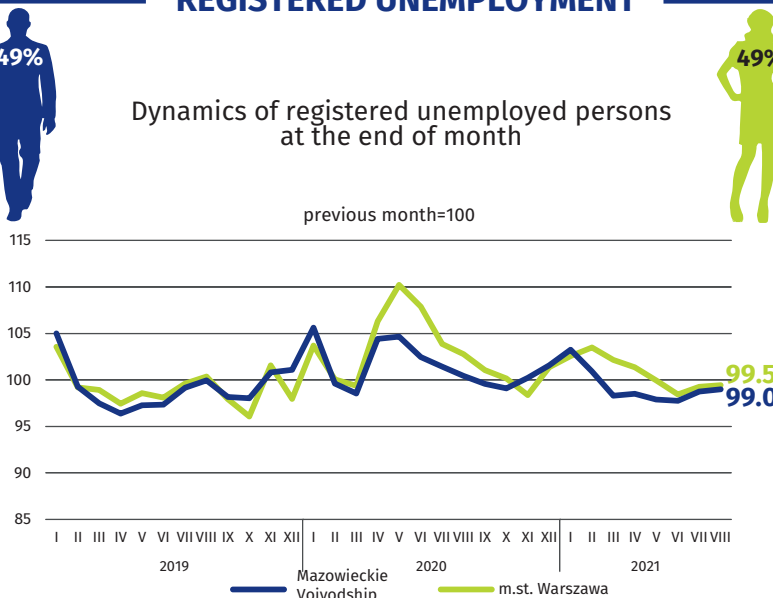
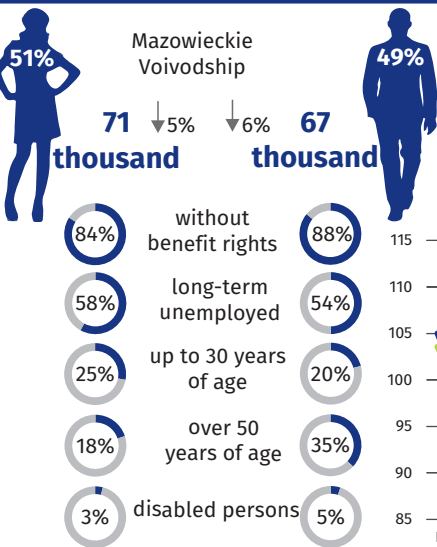
Average monthly gross wages and salaries*



* In enterprises employing more than 9 persons.

REGISTERED UNEMPLOYMENT

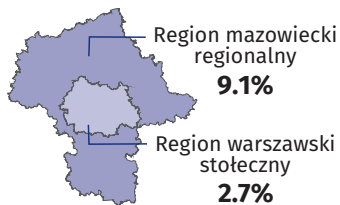
Dynamics of registered unemployed persons at the end of month



↑ ↓ increase/decrease compared to August 2020

REGISTERED UNEMPLOYMENT RATE

Cities with powiat status with the lowest and highest unemployment rate



Powiats with the lowest unemployment rate

m.st. Warszawa - 1.9% ↑ 0.1 pp
warszawski zachodni - 2.2% ↔
grójecki - 2.4% ↓ 0.3 pp

Powiats with the highest unemployment rate

szydłowiecki - 23.3% ↓ 1.3 pp
radomski - 16.3% ↓ 1.8 pp
przysuski - 15.9% ↓ 1.1 pp

Powiats with the highest drops in unemployment rate

sierpecki ↓ 2.7 pp
m. Radom ↓ 1.9 pp
radomski ↓ 1.8 pp

↑ ↔ ↓ increase/decrease/no changes compared to August 2020

