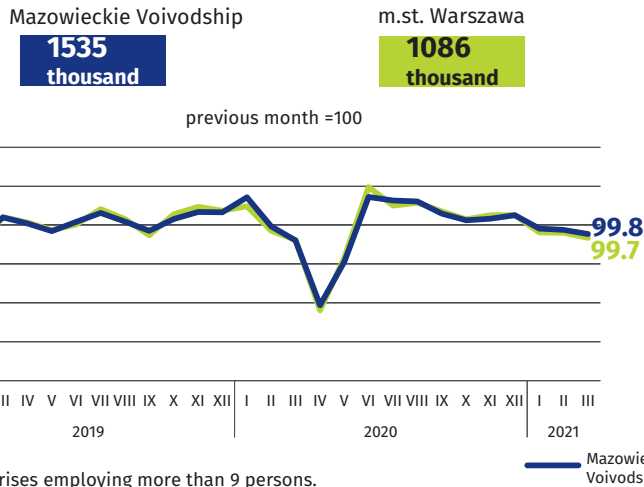


Labour market in March 2021

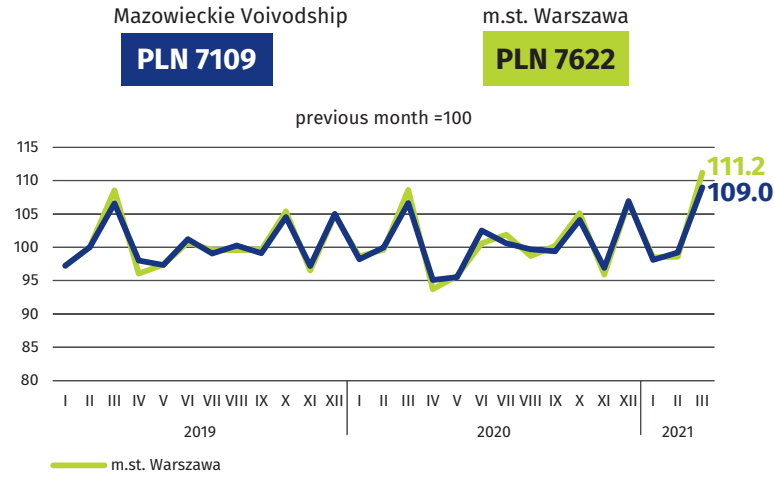
Data on Mazowieckie Voivodship and m.st. Warszawa

EMPLOYMENT AND WAGES AND SALARIES IN THE ENTERPRISE SECTOR

Average employment*



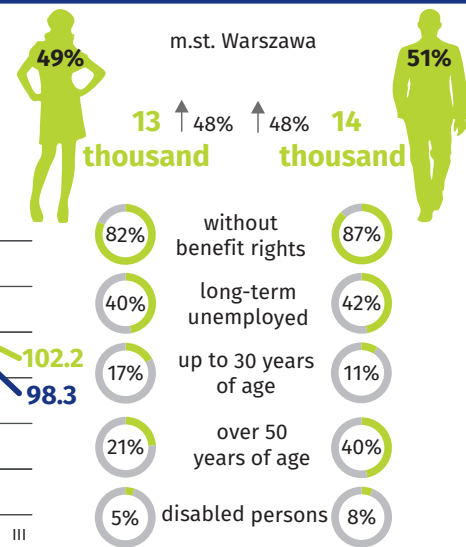
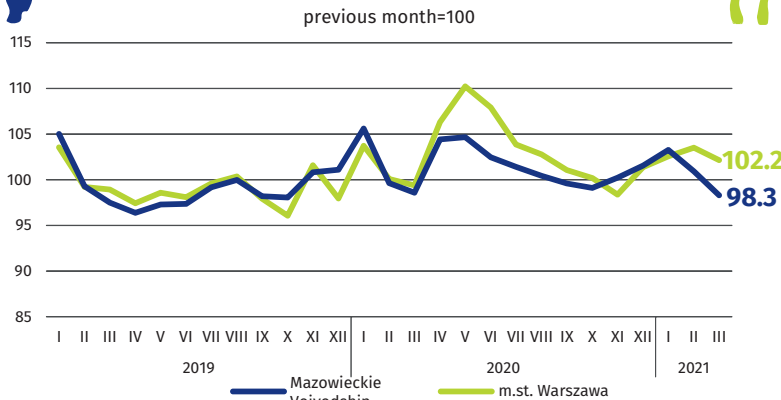
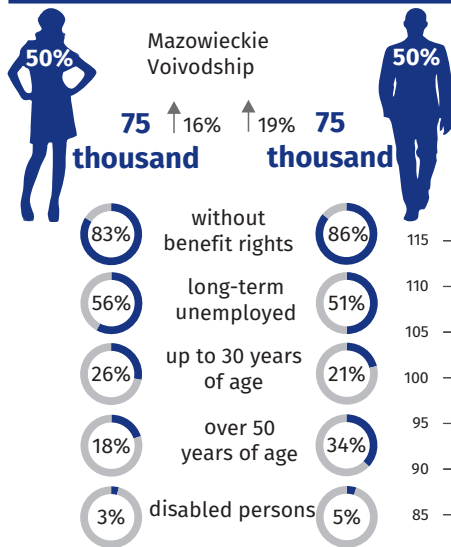
Average monthly gross wages and salaries*



* In enterprises employing more than 9 persons.

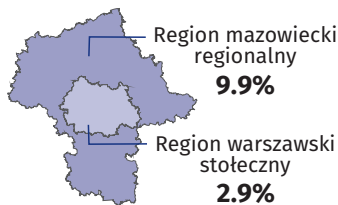
REGISTERED UNEMPLOYMENT

Dynamics of registered unemployed persons at the end of month



REGISTERED UNEMPLOYMENT RATE

Cities with powiat status with the lowest/highest unemployment rate



Powiaty with the lowest unemployment rate

m.st. Warszawa - 2.0% ↑ 0.7 pp
warszawski zachodni - 2.4% ↑ 0.6 pp
grójecki - 2.8% ↑ 0.6 pp

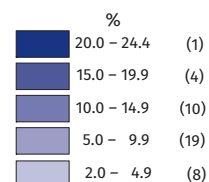
Powiaty with the highest unemployment rate

szydłowiecki - 24.4% ↑ 0.4 pp
radomski - 17.7% ↑ 0.8 pp
przysuski - 16.5% ↓ 0.8 pp

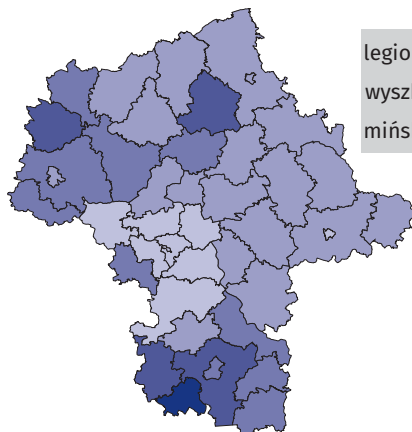
Powiaty with the highest drops in unemployment rate

legionowski, płoński, wołomiński ↑ 1.9 pp
wyszowski ↑ 1.7 pp
miński, zwoleniński, żyrardowski ↑ 1.6 pp

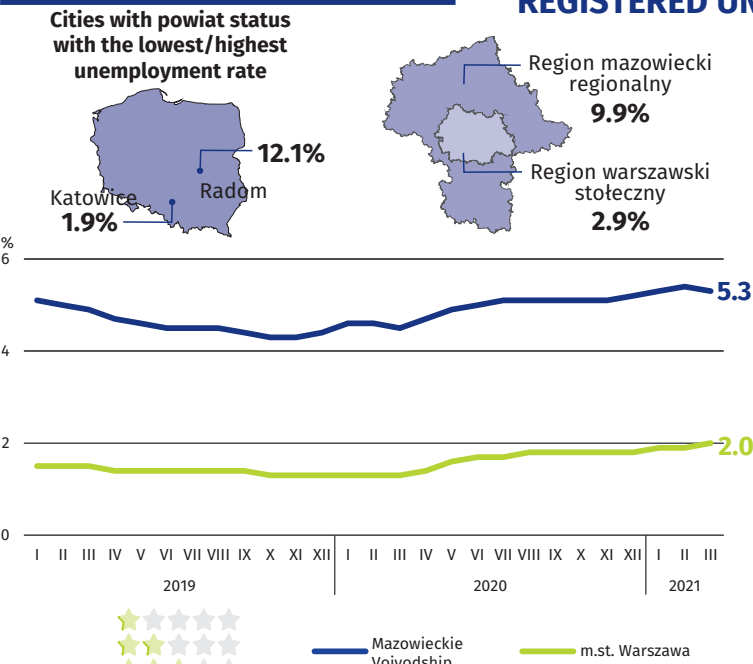
↑ ↓ increase/decrease compared to March 2020



W nawiasach podano liczbę powiatów.



↑ increase compared to March 2020



Rate the study