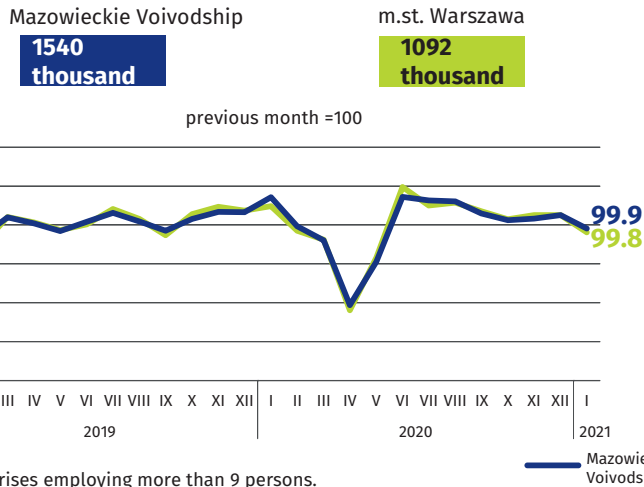


Labour market in January 2021

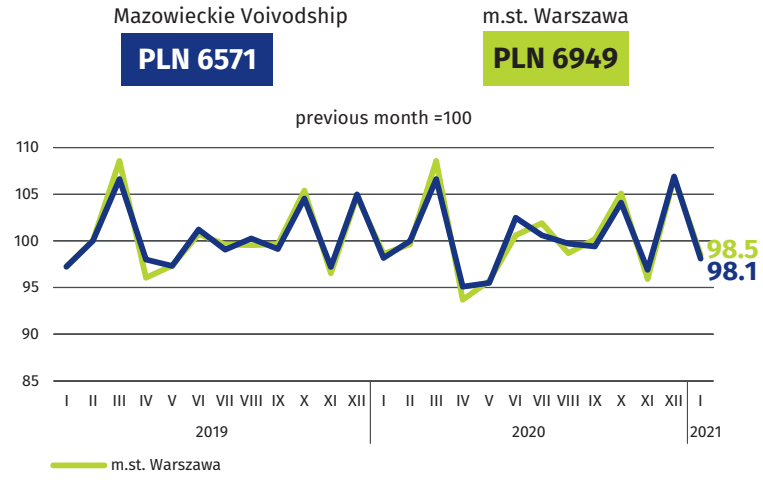
Data on Mazowieckie Voivodship and m.st. Warszawa

EMPLOYMENT AND WAGES AND SALARIES IN THE ENTERPRISE SECTOR

Average employment*



Average monthly gross wages and salaries*

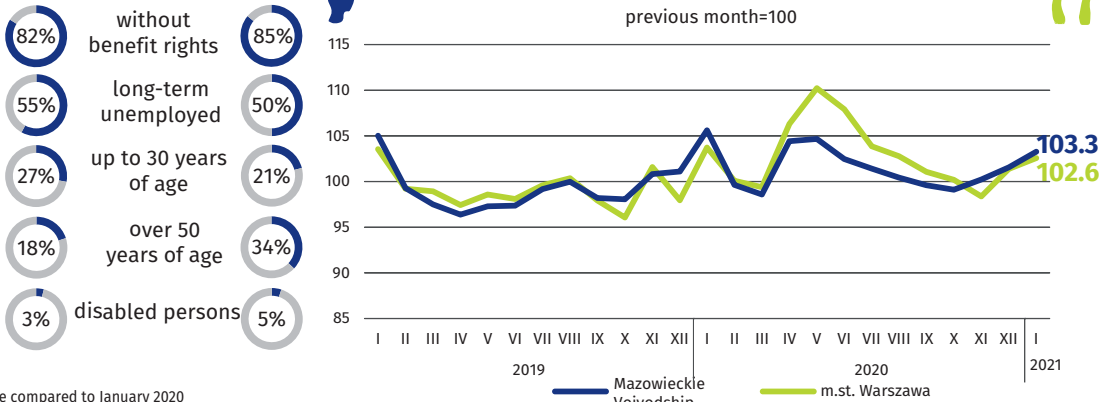


* In enterprises employing more than 9 persons.

REGISTERED UNEMPLOYMENT

Dynamics of registered unemployed persons at the end of month

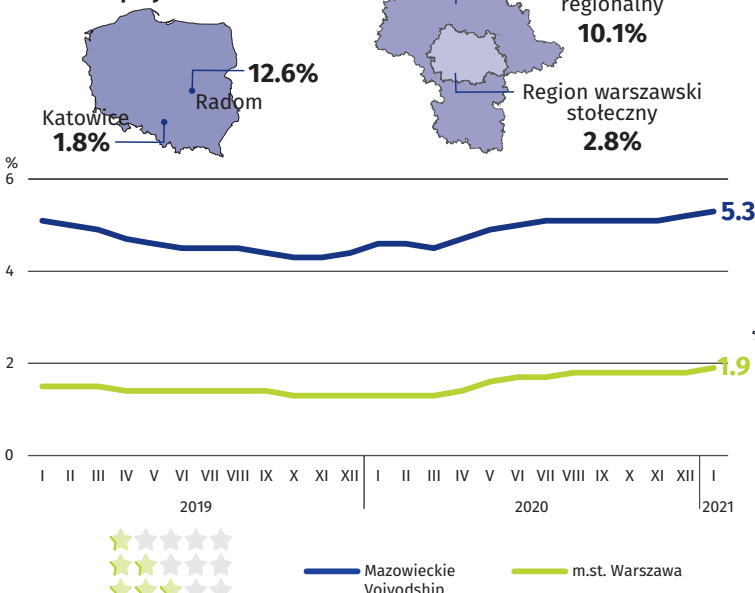
previous month=100



↑ increase compared to January 2020

REGISTERED UNEMPLOYMENT RATE

Cities with powiat status with the lowest/highest unemployment rate



Powiaty with the lowest unemployment rate

m.st. Warszawa – **1.9%** ↑ 0.6 pp
warszawski zachodni – **2.4%** ↑ 0.7 pp
grójecki – **2.7%** ↑ 0.5 pp

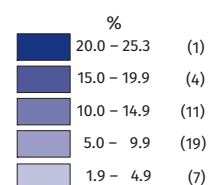
Powiaty with the highest unemployment rate

szydłowiecki – **25.3%** ↑ 1.1 pp
radomski – **18.1%** ↑ 1.0 pp
przysuski – **17.3%** ↓ 0.9 pp

Powiaty with the highest drops in unemployment rate

legionowski ↑ 1.9 pp
wołomiński ↑ 1.8 pp
miński ↑ 1.7 pp

↑ ↓ increase/decrease compared to January 2020



Number of powiaty in the brackets.