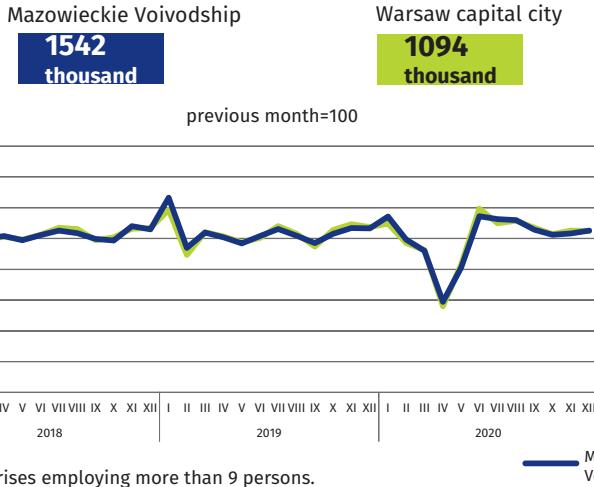


Labour market in December 2020

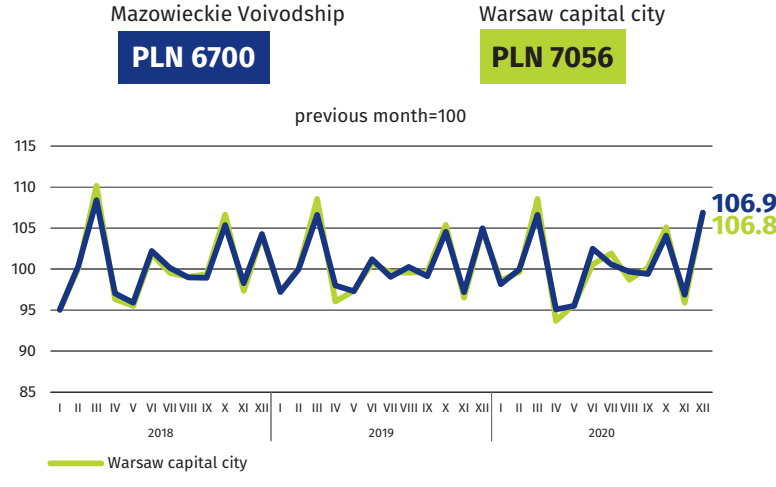
Data on Mazowieckie Voivodship and Warsaw capital city

EMPLOYMENT AND WAGES AND SALARIES IN THE ENTERPRISE SECTOR

Average employment*



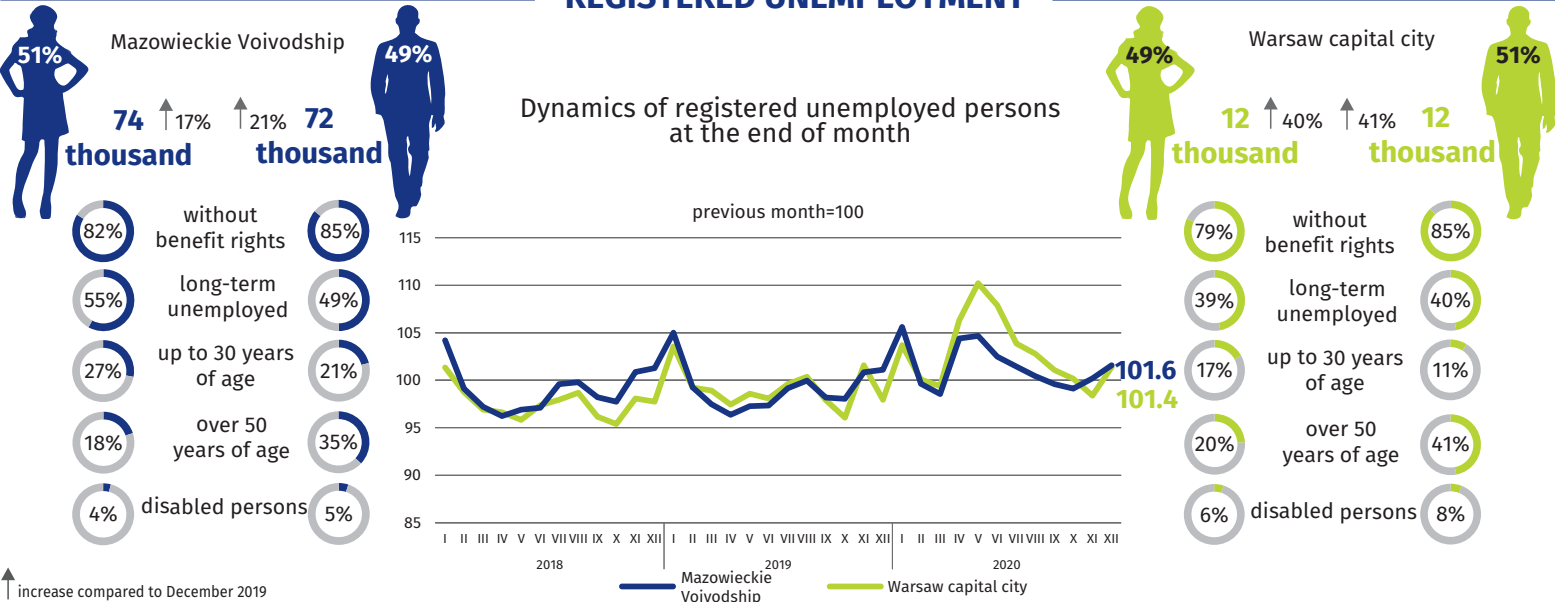
Average monthly gross wages and salaries*



* In enterprises employing more than 9 persons.

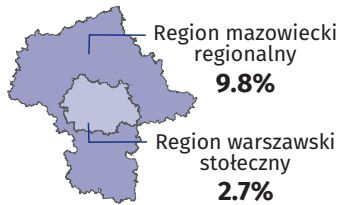
REGISTERED UNEMPLOYMENT

Dynamics of registered unemployed persons at the end of month



REGISTERED UNEMPLOYMENT RATE

Cities with powiat status with the lowest/highest unemployment rate



Powiats with the lowest unemployment rate

m.st. Warszawa – **1.8%** ↑0.5 pp
warszawski zachodni – **2.3%** ↑0.7 pp
grójecki – **2.7%** ↑0.8 pp


Powiats with the highest unemployment rate

szydłowiecki – **24.3%** ↑1.0 pp
radomski – **17.7%** ↑1.2 pp
przysuski – **17.1%** ↓0.5 pp

Powiats with the highest drops in unemployment rate

zwoleński ↑2.1 pp
wyszowski ↑2.0 pp
gostyniński, legionowski ↑1.8 pp

↑ ↓ increase/decrease compared to November 2019



↑ increase compared to December 2019