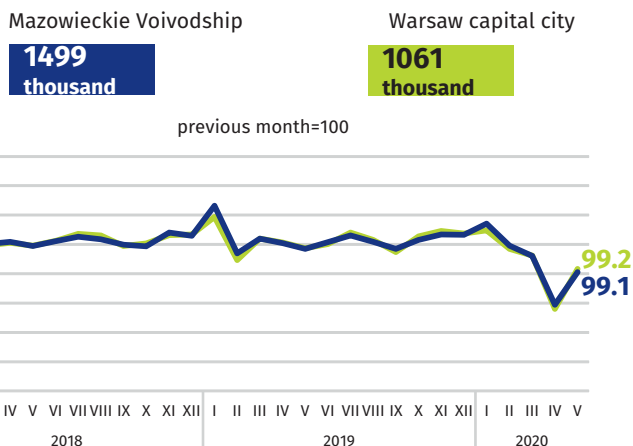


# Labour market in May 2020

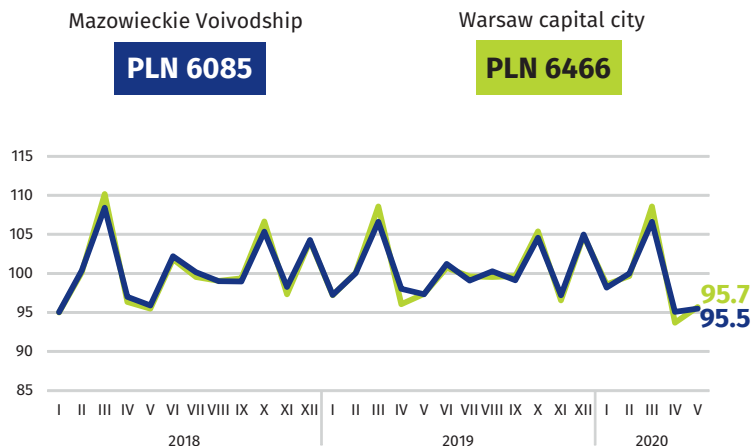
Data on Mazowieckie Voivodship and Warsaw capital city

## EMPLOYMENT AND WAGES AND SALARIES IN THE ENTERPRISE SECTOR

Average employment\*

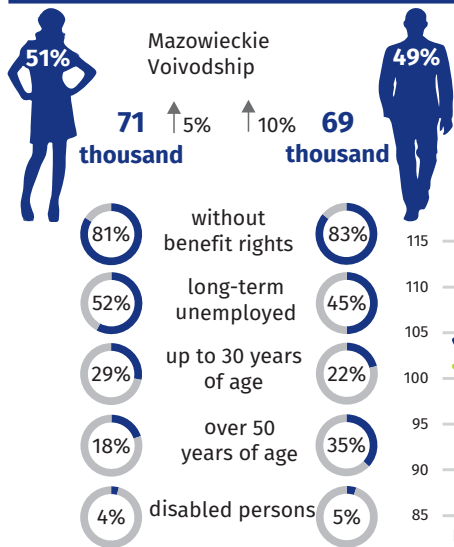


Average monthly gross wages and salaries\*

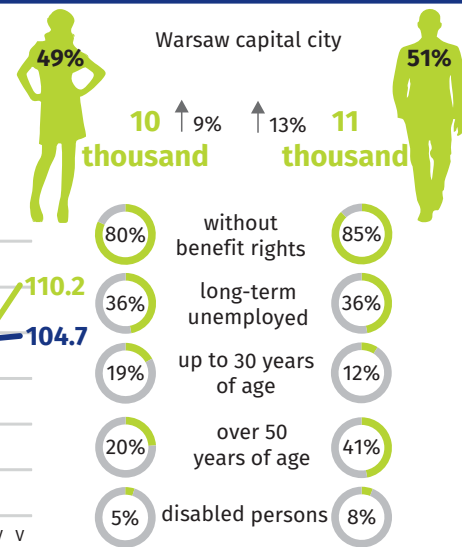
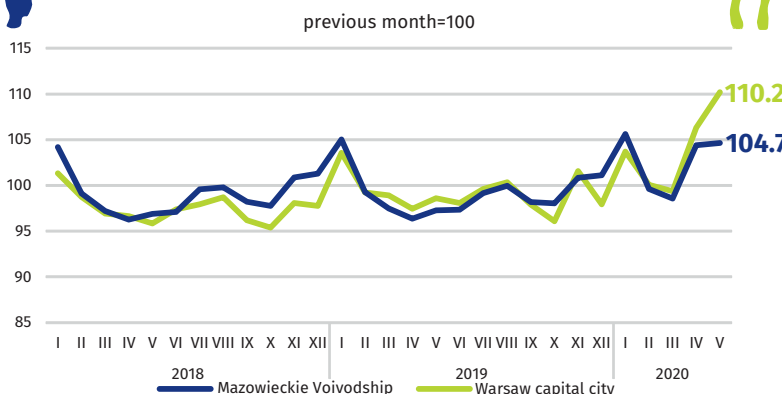


\* In enterprises employing more than 9 persons.

## REGISTERED UNEMPLOYMENT



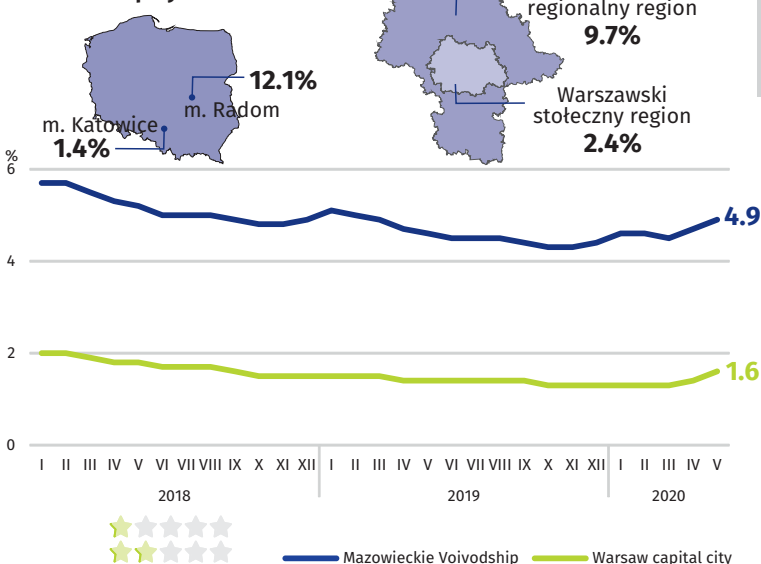
Dynamics of registered unemployed persons at the end of month



↑ increase compared to May in 2019

## REGISTERED UNEMPLOYMENT RATE

Cities with powiat status with the lowest/highest unemployment rate



Powiats with the lowest unemployment rate

m.st. Warszawa – 1.6% ↑0.2 pp  
warszawski zachodni – 2.1% ↓0.3 pp  
grójecki – 2.7% ↑0.7 pp

Powiats with the highest unemployment rate

szydłowiecki – 23.7% ↑0.6 pp  
radomski – 17.9% ↑1.3 pp  
przysuski – 17.7% ↓0.1 pp

Powiats with the highest drops in unemployment rate

radomski, zwolenński ↑1.3 pp  
białobrzeski, przasnyski, ↑1.2 pp  
sokołowski  
żuromiński ↑1.0 pp

↑ decrease/increase compared to May 2019

