

Labour market in April in 2020

Data on Mazowieckie Voivodship and Warsaw capital city

EMPLOYMENT AND WAGES AND SALARIES IN THE ENTERPRISE SECTOR

Average employment*

Mazowieckie Voivodship

1514
thousand

Warsaw capital city

1070
thousand

previous month=100



* In enterprises employing more than 9 persons.

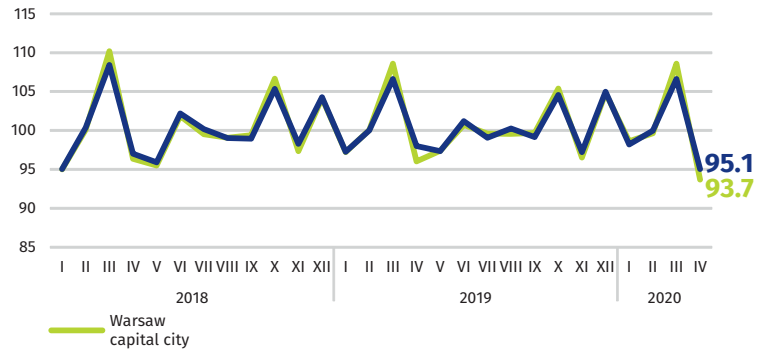
Average monthly gross wages and salaries*

Mazowieckie Voivodship

6370 PLN

Warsaw capital city

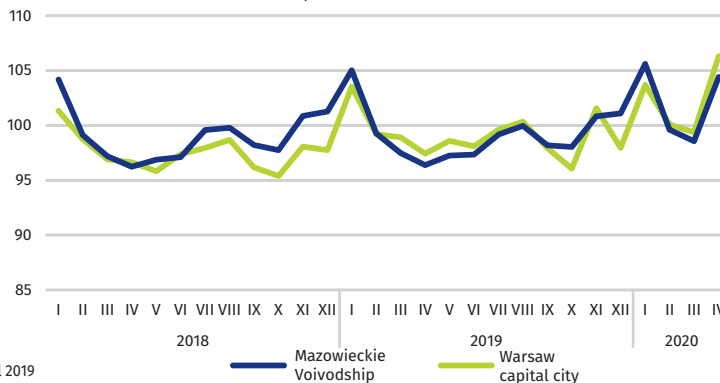
6759 PLN



REGISTERED UNEMPLOYMENT

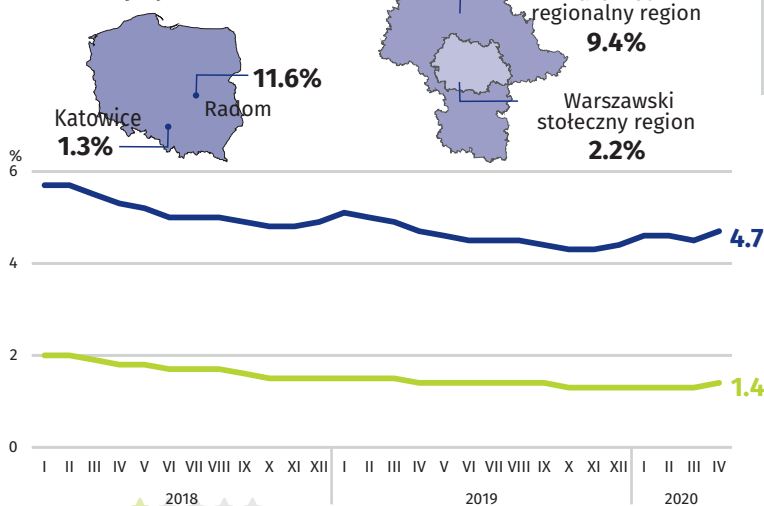
Dynamics of registered unemployed persons at the end of month

previous month=100



REGISTERED UNEMPLOYMENT RATE

Cities with powiat status with the lowest/highest unemployment rate



Powiats with the lowest unemployment rate

m.st. Warszawa - 1.4% ↓
warszawski zachodni - 2.0% ↑ 0.1 pp
grójecki - 2.5% ↑ 0.4 pp


Powiats with the highest unemployment rate

szydłowiecki - 23.8% ↑ 0.5 pp
przysuski - 17.8% ↓
radomski - 17.4% ↑ 0.5 pp

Powiats with the highest drops in unemployment rate

białobrzeski ↑ 1.2 pp
sokołowski ↑ 0.9 pp
zwoleński ↑ 0.7 pp

↑ ↓ ↑↓ increase/no changes compared to April 2019



Number of powiats in the brackets.