

Labour market in October 2019

Data on Mazowieckie Voivodship and Warsaw capital city

EMPLOYMENT AND WAGES AND SALARIES IN THE ENTERPRISE SECTOR

Average employment*

Mazowieckie Voivodship

1531
thousand

Warsaw capital city

1086
thousand

previous month=100

Average monthly gross wages and salaries*

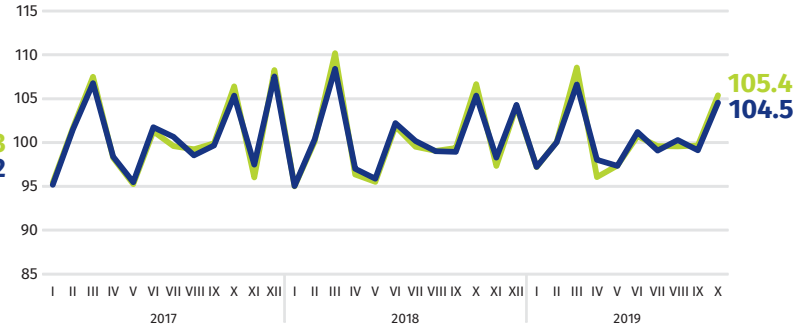
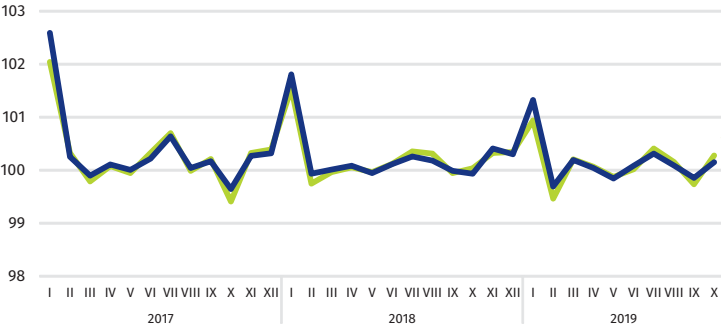
Mazowieckie Voivodship

PLN 6273

Warsaw capital city

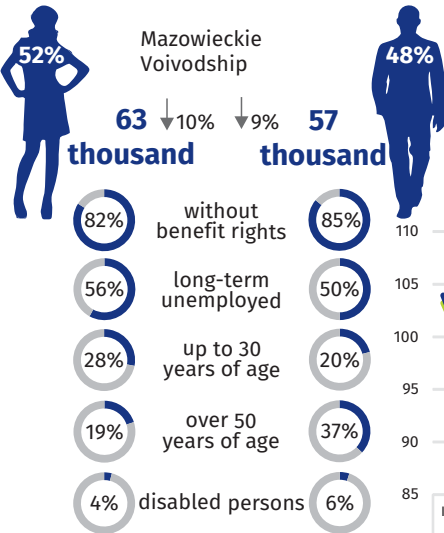
PLN 6685

previous month=100



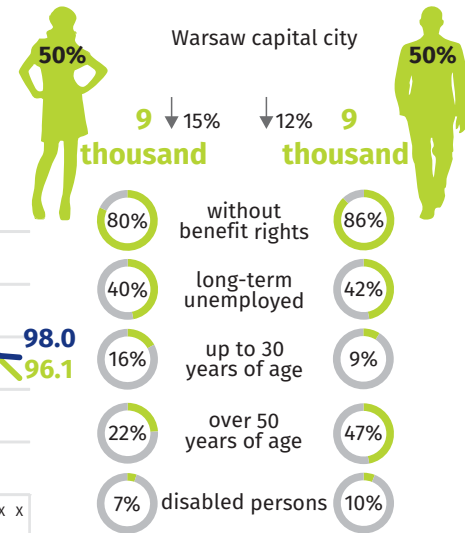
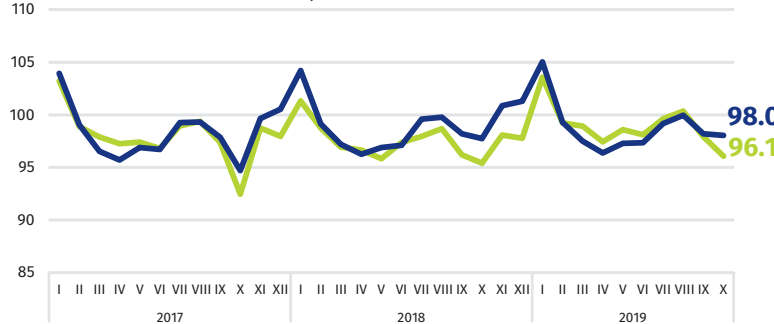
* In enterprises employing more than 9 persons.

REGISTERED UNEMPLOYMENT



Dynamics of unemployed persons registered at the end of month

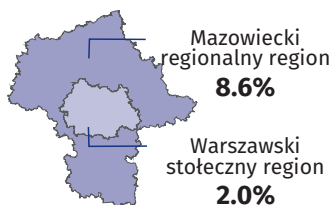
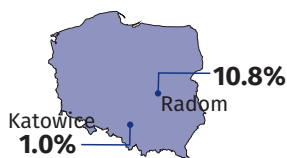
previous month=100



↓ decrease compared to October 2018

REGISTERED UNEMPLOYMENT RATE

Cities with powiat status with lowest/highest unemployment rate



Powiats with the lowest unemployment rate

Warsaw capital city – 1.3% ↓ 0.2 pp
warszawski zachodni – 1.6% ↓ 0.4 pp
grójecki – 2.0% ↑ 0.1 pp


Powiats with the highest unemployment rate

szydłowiecki – 22.0% ↓ 1.1 pp
przysuski – 17.5% ↓ 0.3 pp
radomski – 15.9% ↓ 1.2 pp

Powiats with the highest drops in unemployment rate

gostyniński ↓ 2,5 pp
łosicki ↓ 1.4 pp
sochaczewski ↓ 1.3 pp

↑↓ increase/decrease compared to October 2018



Number of powiats in the brackets.