


Easter

31 March - 1 April

Data on Mazowieckie Voivodship

Average annual number of
eggs from 1 laying hen
(in pieces)

2022



267

2021



216

Total hen egg
production
(in million pieces)


2 248.1



1 536,0




Number of laying hens
on farms
(thousand pieces)




2022

8 152.0



2021

6 734.6



Average monthly
consumption of eggs
per person in households
in 2022

10

pcs.



Average monthly consumption
of selected foodstuffs per person
in households in 2022



Vegetables
(in kg)

6.95



Bread and cereals
(in kg)

4.85



Meat
(in kg)

4.38



Fruit
(in kg)

3.74



Milk
(in litres)

2.56



Cheese and curd
(in kg)

0.90



Sugar
(in kg)

0.66



Fish and seafood
(in kg)

0.25

Average monthly expenditure
per person in households
in 2022

Total expenditure:

PLN 1 672.67

↑ 10.9%



of which consumption
goods and services:

PLN 1 588.73

↑ 9.4%



of which food
and non-alcoholic beverages:

PLN 395.47

↑ 9.8%

