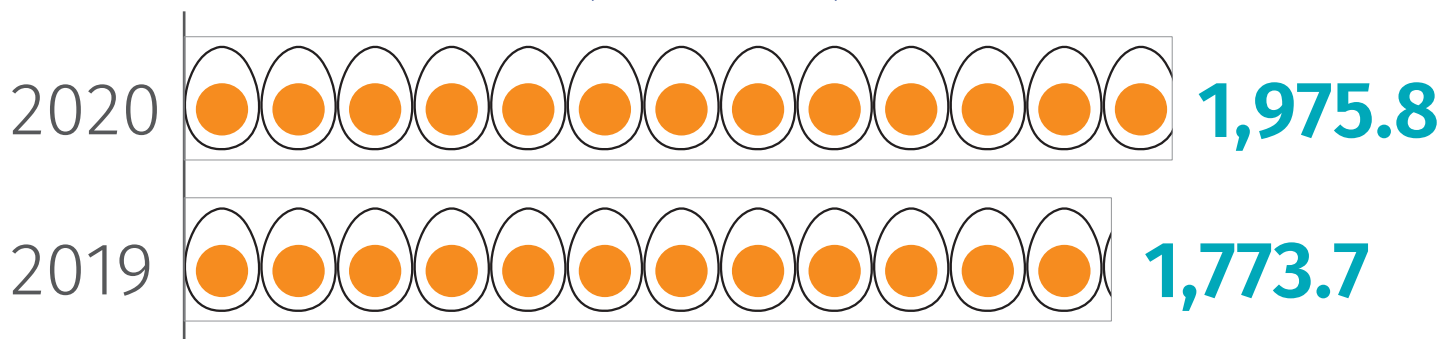


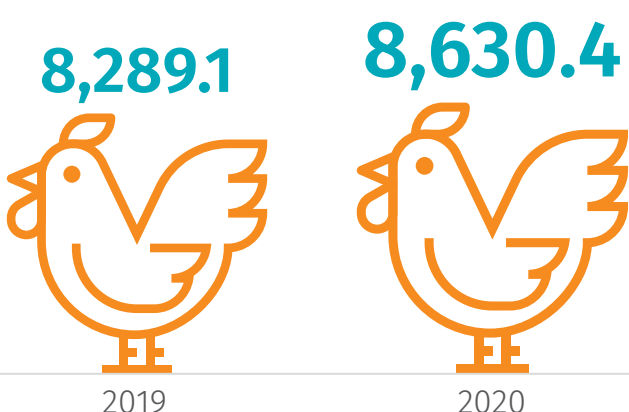
**Total hen eggs production**

(in million units)




**Number of laying hens in private farms**

(in thousand units)




**Average annual number of eggs per laying hen**

(in units)



**Average monthly consumption of eggs per capita in households\***

**11  
UNITS**



**Average monthly consumption of selected foodstuffs per capita in households\***

**Vegetables**



**Bread and cereals**



5.22 kg

of which

**Bread**



**Meat**



4.69 kg

**Fruit**



4.06 kg

**Milk**



2.85 L

**Cheese and curd**



**Sugar**



**Fish and seafood**



**Average monthly expenditures per capita in households\***

(in PLN)

**TOTAL EXPENDITURES**

**1,443.0**

**CONSUMER GOODS AND SERVICES**

**1,393.1**

**349.0**

**FOOD AND NON-ALCOHOLIC BEVERAGES**

**6.9%**

OF WHICH

**1.3%**

OF WHICH

**2.3%**

↗ ↘ increase/decrease compared to 2019

\* data concern 2020