

Pharmacies in 2023

Data on Mazowieckie Voivodship
As of 31 December

GENERALLY AVAILABLE PHARMACIES

PHARMACEUTICAL OUTLETS



1573

↓0.9%



125

↓2.3%

OF WHICH FULFILLING NIGHT DUTIES (permanent and periodic)



207

↓29.8%

OF WHICH PHARMACIES CONDUCTING MAIL ORDER SALES using a website



38

↓2.6%

DIVIDED INTO:

URBAN AREAS



Generally available
pharmacies and
pharmaceutical outlets

1346

↓0.7%

Population per
pharmacy and
pharmaceutical outlet

2647

↑0.7%

PERSONS
EMPLOYED IN
PHARMACIES
AND OUTLETS^a

RURAL AREAS



Generally available
pharmacies and
pharmaceutical outlets

352

↓2.2%

Population per
pharmacy and
pharmaceutical outlet

5535

↑2.3%

↑1.1% } 9003

of whom
WOMEN

MASTERS OF PHARMACY

3871

↑2.3%

PHARMACEUTICAL TECHNICIANS

of whom
WOMEN

4216

↓0.8%

3946 } ↓0.6%



↑↓ Increase/decrease compared to the previous year.

^a Includes all persons employed in the facility for whom this is the main (first) workplace, including non-medical staff (eg. cashier, physical assistant). Number of employed persons also includes owners and coowners of pharmacies (pharmaceutical outlets) if they are employed in a given facility. If the owner has several pharmacies (pharmaceutical outlets), they are included in one facility.

Rate
the study

When publishing Statistical Office data, please indicate the source.



Pharmacies in 2023

Data on m.st. Warszawa
As of 31 December

Statistical Office
in Warszawa

warszawa.stat.gov.pl/en/

@Warszawa_STAT

GENERALLY AVAILABLE PHARMACIES

595



▲ Mokotów 74 ↓
▼ Rembertów 7 ⇌

OF WHICH FULFILLING NIGHT DUTIES (permanent and periodic)



34

↓ 43.3%

▲ Wola 7
▼ Ochota / Targówek / Wawer / Włochy 1^a

OF WHICH PHARMACIES CONDUCTING MAIL ORDER SALES using a website



24

⇌

▲ Śródmieście 8
▼ Wawer / Wilanów / Włochy / Żoliborz 1^b

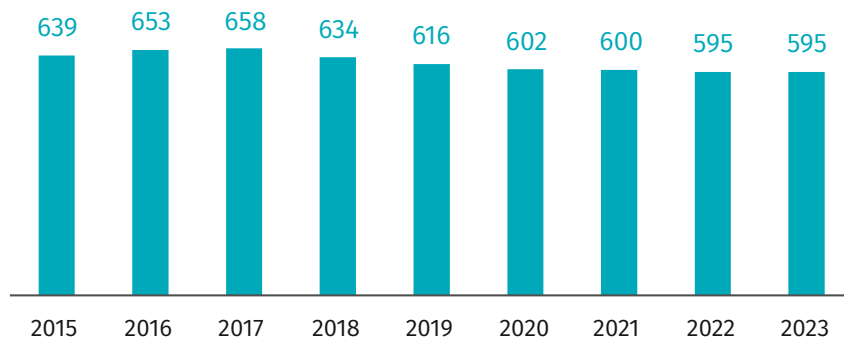
Population per pharmacy



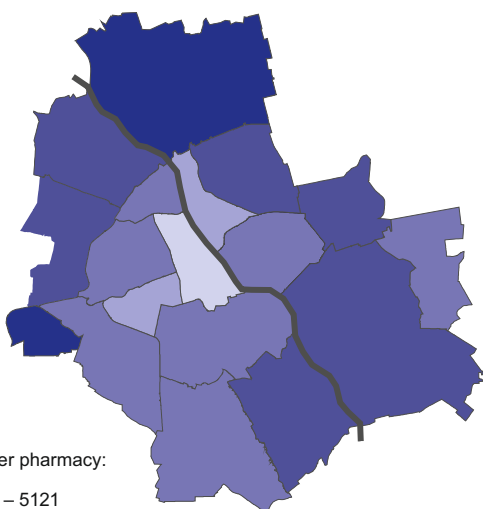
3129

⇌

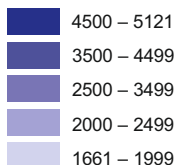
GENERALLY AVAILABLE PHARMACIES



GENERALLY AVAILABLE PHARMACIES IN THE DISTRICTS



Population per pharmacy:



▲▼ Highest/lowest number of pharmacies.

↑↓⇌ Increase/decrease/no changes compared to the previous year.

PERSONS EMPLOYED IN PHARMACIES^c



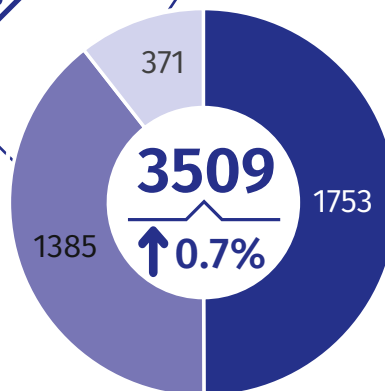
Pharmaceutical technicians

↓ 3.6%

of whom WOMEN

1260 ↓ 3.9%

Others



3509

↑ 0.7%



Masters of Pharmacy

↑ 3.2%

of whom WOMEN

1511 ↑ 3.8%

a There are no pharmacies on night duty in the districts: Rembertów / Ursus / Wesoła / Wilanów / Żoliborz.
 b No mail order sales for pharmacies: Bemowo / Białoleka / Bielany / Praga-Północ / Rembertów / Targówek / Ursus / Wesoła.
 c Includes all persons employed in the facility for whom this is the main (first) workplace, including non-medical staff (eg. cashier, physical assistant). Number of employed persons also includes owners and coowners of pharmacies (pharmaceutical outlets) if they are employed in a given facility. If the owner has several pharmacies (pharmaceutical outlets), they are included in one facility.

Rate
the study



When publishing Statistical Office data, please indicate the source.