



Pharmacies in 2022

Data on Mazowieckie Voivodship

As of 31 December

Statistical Office
in Warszawa

warszawa.stat.gov.pl/en/

@Warszawa_STAT

GENERALLY AVAILABLE PHARMACIES



1587

↓ 1.8%

PHARMACEUTICAL OUTLETS



128

↓ 5.2%

OF WHICH FULFILLING NIGHT DUTIES
(permanent and periodic)



295

↓ 9.8%

OF WHICH CONDUCTING MAIL ORDER SALES
using a website



39

↑ 39.9%

DIVIDED BY:

URBAN AREAS



Generally available
pharmacies and
pharmaceutical outlets

1355

↓ 1.2%

Population
per pharmacy and
pharmaceutical outlet

2629

↑ 1.2%

PERSONS
EMPLOYED IN
PHARMACIES AND
PHARMACEUTICAL
OUTLETS^a

RURAL AREAS



Generally available
pharmacies and
pharmaceutical outlets

360

↓ 5.0%

Population
per pharmacy and
pharmaceutical outlets

5410

↑ 5.1%

↓ 1.8% }

8905

of which
WOMEN

MASTERS OF PHARMACY

3785

↓ 3.8%

PHARMACEUTICAL TECHNICIANS

of which
WOMEN

4249

↓ 0.8%

3969

↓ 0.4%



↑↓ Increase/decrease compared a to the previous year.

^a It includes all those working in the facility for whom this is the main (first) place of work, including non-medical personnel (e.g. cashier, physical assistance). The number of employees also includes owners and co-owners of pharmacies (pharmacy outlets), if they work in a given facility. If the owner owns several pharmacies (pharmacy outlets), he is included in one facility.



Pharmacies in 2022

Data on m.st. Warszawa

As of 31 December

Statistical Office
in Warszawa

warszawa.stat.gov.pl/en/

@Warszawa_STAT

GENERALLY AVAILABLE PHARMACIES

595

↓ 0.8%

▲ Mokotów 75

▼ Rembertów 7

OF WHICH FULFILLING NIGHT DUTIES (permanent and periodic)



60

↓ 4.8%

▲ Śródmieście 10

▼ Ursus / Wilanów / Włochy 1^a

OF WHICH CONDUCTING MAIL ORDER SALES using a website



24

↑ 50.0%

▲ Praga-Południe / Śródmieście 5

▼ Bemowo / Białołęka / Wawer / Włochy / Żoliborz 1^b

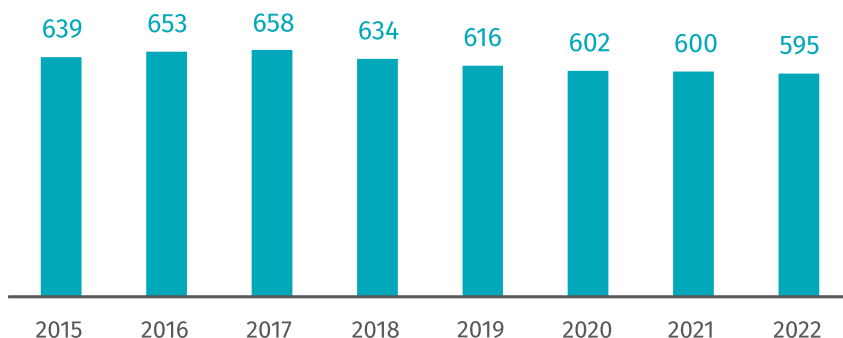
Population per pharmacy



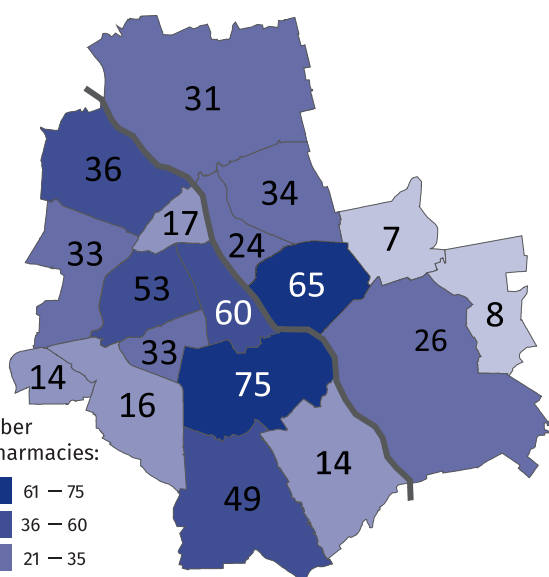
3129

↑ 0.8%


GENERALLY AVAILABLE PHARMACIES



GENERALLY AVAILABLE PHARMACIES IN THE DISTRICTS



Number of pharmacies:



▲▼ Highest/lowest number of pharmacies.

↕↔ Increase/decrease/no changes compared to the previous year.

PERSONS EMPLOYED IN PHARMACIES^c



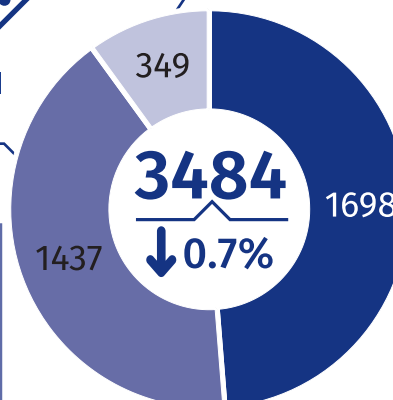
Pharmaceutical technicians

↓ 1.0%

of which WOMEN

1311 ↓ 0.8%

Other



Masters of pharmacy

↓ 1.7%

of which WOMEN

1456 ↓ 2.7%

a No pharmacies fulfilling night duties in the districts: Rembertów / Targówek/ Wesola / Żoliborz.

b No mail order sales for pharmacies: Bielany / Praga-Północ/ Rembertów / Targówek / Ursus / Wesola / Wilanów.

c Includes all persons employed in the facility for whom this is the main (first) workplace, including non-medical staff (eg. cashier, physical assistant). Number of employed persons also includes owners and coowners of pharmacies (pharmaceutical outlets) if they are employed in a given facility. If the owner has several pharmacies (pharmaceutical outlets), they are included in one facility.

When publishing Statistical Office data, please indicate the source.

