




# Residential construction in m.st. Warszawa in 2024

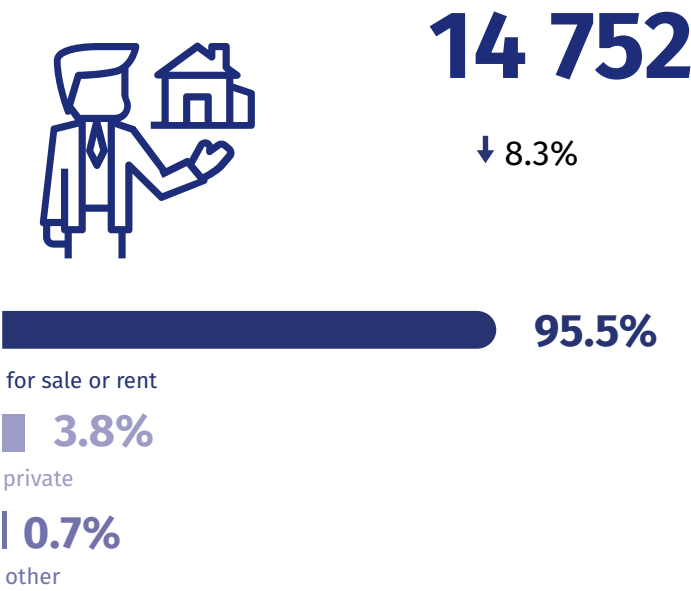


Statistical Office  
in Warszawa

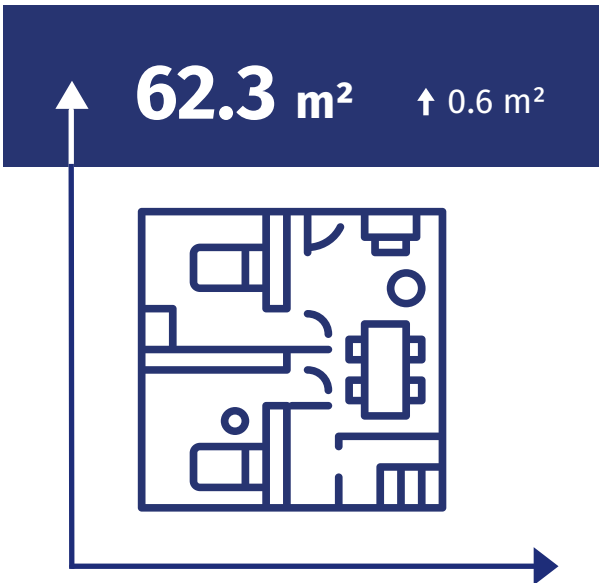
[warszawa.stat.gov.pl/en/](https://warszawa.stat.gov.pl/en/)

@Warszawa\_STAT













## Dwellings completed




## Average useful floor area of a dwelling



## Dwellings completed

|    | 2022  | 2023  | 2024  |
|----|---|---|---|
| Q1 |  2 387 |  4 236 |  3 263 |
| Q2 |  2 897 |  3 871 |  2 692 |
| Q3 |  4 653 |  2 738 |  3 726 |
| Q4 |  5 528 |  5 247 |  5 071 |

 = 1 000

**20 681**  
↑ 37.1%

## Dwellings for which permits have been granted or which have been registered with a construction project



## Average employment in construction (in persons)



**16 170**  
↑ 9.0%

## Dwellings in which construction has begun



## Average wages and salaries in construction

**PLN 10 449**