
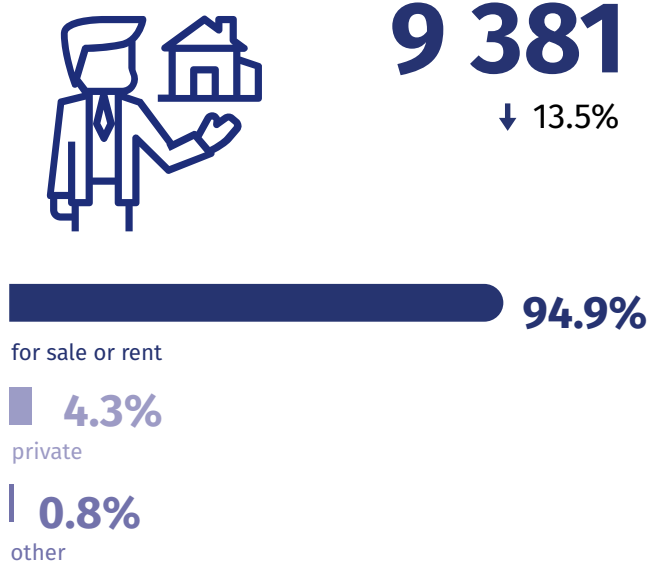


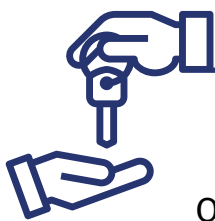
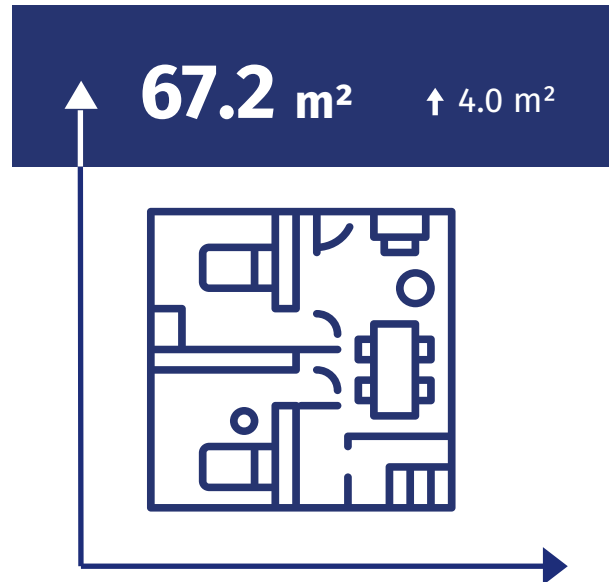
Residential construction in m.st. Warszawa 1st-3rd quarter of 2024



Dwellings completed



Average useful floor area per dwelling



Dwellings completed

	2022	2023	2024
Q1	2 387	4 236	3 263
Q2	2 897	3 871	2 692
Q3	4 653	2 738	3 426
Q4	5 528	5 247	

15 855
↑ 58.3%

Dwellings in which construction has begun or which have been registered with a construction project



Average employment in construction (in persons)

52 975



12 260
↑ 0.6%

Dwellings in which construction has begun



Average wages and salaries in construction

PLN 10 428