




Residential construction in m.st. Warszawa 1st half of 2024



Statistical Office
in Warszawa



warszawa.stat.gov.pl/en/



@Warszawa_STAT

Dwellings completed



5 917

↓ 27.0%

93.4%

for sale or rent

5.3%

private

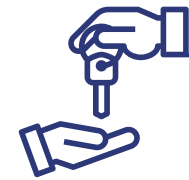
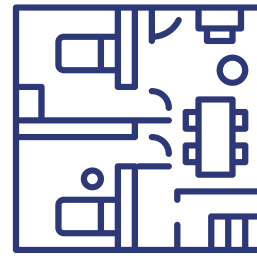
1.2%

pozostałe

Average useful floor area of a dwelling

65.9 m²

↑ 2.9 m²



Dwellings completed in the quarters

2022

1. 2 387
2. 2 897
3. 4 653
4. 5 528

2023

1. 4 236
2. 3 871
3. 2 738
4. 5 247

2024

1. 3 263
2. 2 654

🔍 = 1 000

11 584

↑ 75.1%

Dwellings in which construction has begun or which have been registered with a construction project



98.1%

for sale or rent

1.9%

private

Average employment in construction (in persons)

53 209



8 449

↑ 9.0%

Dwellings in which construction has begun



97.7%

for sale or rent

2.3%

private

Average employment in construction

PLN 10 559