

Children's Day 1 June

Data on Mazowieckie Voivodship

Children and youth

aged 0-17



1 063.2
thousand

↓ 0.6%

36.7% Aged 0-6

63.3% Aged 7-17

51.3% Boys

48.7% Girls

19.3%
of total
population



Live births

44.9
thousand

↓ 10.6%

23.0
thousand

Boys

↓ 10.6%

21.9
thousand

Girls

↓ 10.7%



Multiple births

1 157 (2.6% of total live births)

January

Tuesday

Month and day on which
most children
were born

Health care



5.0 million

↑ 13.8%

Consultations
provided in primary
health care

10.9%

↓ 12.0 pp

Consultations via telephone
provided in primary
health care



976.2
thousand

↑ 14.5%

Consultations provided in a paediatric clinic



21.4%

↑ 0.7 pp

Library users registered
in public libraries
aged 6-15

(in % of the total number of library users)



Population and birth figures are for 2023.
Library users and health care figures are for 2022.
Health care data concerns children and youth up to 18 years of age.

↑↓ increase/decrease compared to the previous year.

When publishing Statistical Office data - please indicate the source.


Children's Day 1 June

Data on m.st. Warszawa

Statistical Office
in Warszawa


warszawa.stat.gov.pl/en/

@Warszawa_STAT



Children and youth

aged 0-17



330.4
thousand

↓ 0.3%

39.1%

Aged 0-6



60.9%

Aged 7-17

51.3%

Boys

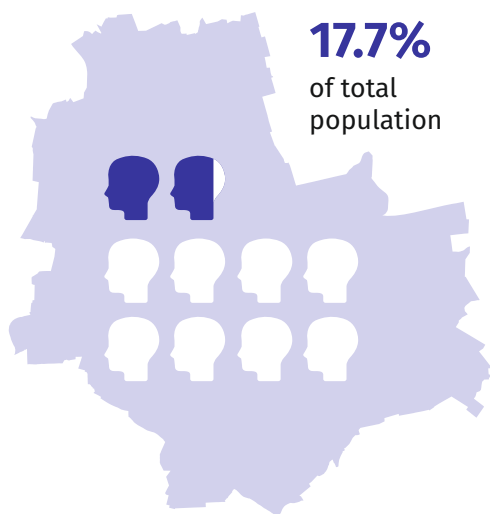


48.7%

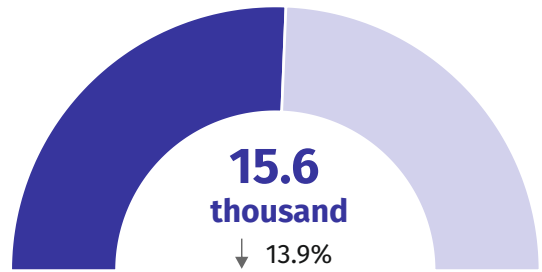
Girls

17.7%

of total
population



Live births



Boys
8.0
thousand

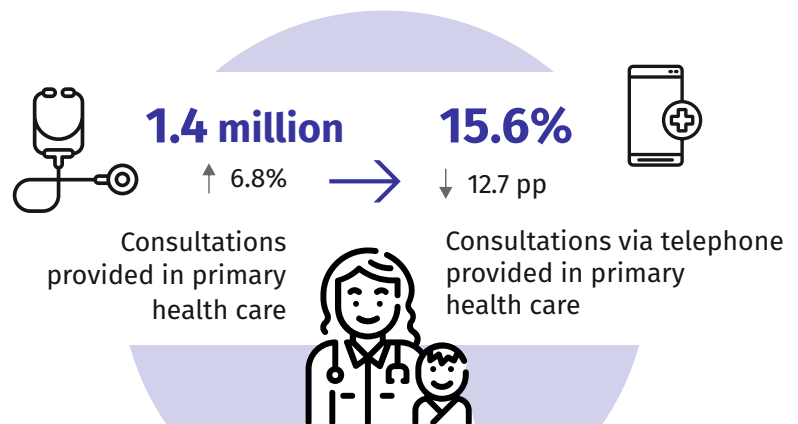
↓ 14.2%



Girls
7.6
thousand

↓ 13.6%

Health care



862.4 thousand ↑ 14.1 %
Consultations provided in a paediatric clinic

Library users registered in public libraries aged 6-15

(in % of the total number of library users)



17.0%

↑ 0.8 pp



Population and birth figures are for 2023.
Library users and health care figures are for 2022.
Health care data concerns children and youth up to 18 years of age.

↑↓ increase/decrease compared to the previous year.

When publishing Statistical Office data - please indicate the source.