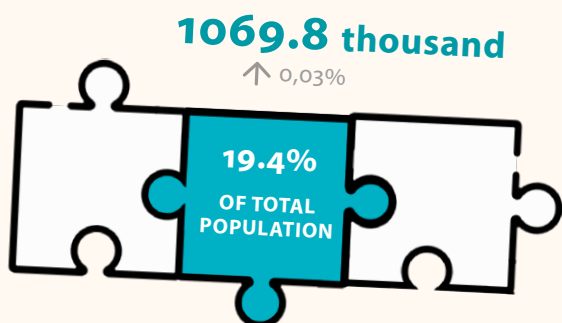




# Children's Day 1 June

Data on Mazowieckie Voivodship

## CHILDREN AND YOUTH AGED 0-17<sup>a</sup>



## BOYS AND GIRLS IN THE TOTAL POPULATION<sup>a</sup>



GIRLS  
**48.7%**

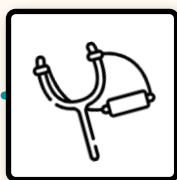


BOYS  
**51.3%**

## CHILDREN BY AGE<sup>a</sup>



AGED 0-6  
**38.0%**  
↓ 1.0 pp



AGED 7-17  
**62.0%**  
↑ 1.0 pp

## PRIMARY HEALTH CARE CONSULTATIONS<sup>bc</sup>

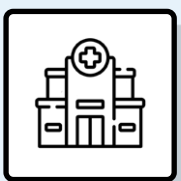


**4.4 million**  
↑ 26.7%

## PRIMARY HEALTH CARE CONSULTATIONS VIA TELEPHONE



**22.9%**  
↓ 10.3 pp



CONSULTATIONS PROVIDED IN PAEDIATRIC CLINIC<sup>bc</sup>  
**852.7 thousand**  
↑ 39.6%

## LIVE BIRTHS<sup>a</sup>




**50.2 thousand**  
↓ 6.8%

### BY SEX




GIRLS  
**24.5 thousand**  
↓ 7.4%



BOYS  
**25.8 thousand**  
↓ 6,3%

## THE MONTH IN WHICH THE MOST CHILDREN WERE BORN<sup>a</sup>

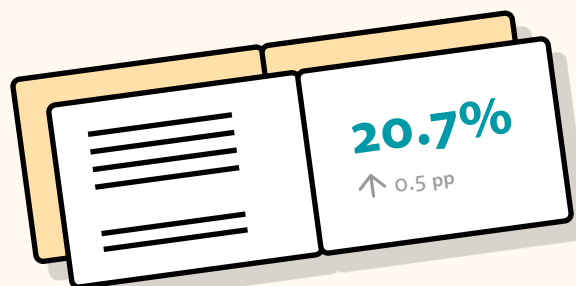


## TWINS<sup>a</sup>



2.5% OF TOTAL BIRTHS  
**1 262**  
↓ 7.2%

## LIBRARY USERS REGISTERED IN PUBLIC LIBRARIES AGED 6-15<sup>b</sup> (IN % OF TOTAL LIBRARY USERS)





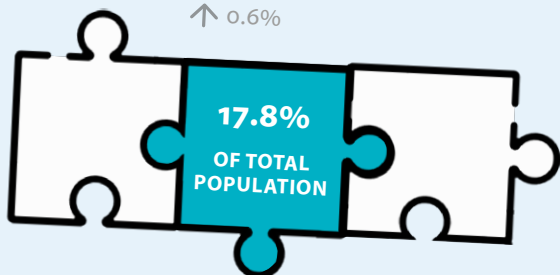
# Children's Day 1 June

Data on m.st. Warszawa

## CHILDREN AND YOUTH AGED 0-17<sup>a</sup>

**331.3 thousand**

↑ 0.6%



## BOYS AND GIRLS IN THE TOTAL POPULATION<sup>a</sup>



GIRLS

**48.7%**



BOYS

**51.3%**

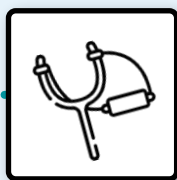
## CHILDREN BY AGE<sup>a</sup>



AGED 0-6

**40.7%**

↓ 1.2 pp



AGED 7-17

**59.3%**

↑ 1.2 pp

## LIVE BIRTHS<sup>a</sup>



**18.1 thousand**

↓ 8.5%


### BY SEX



GIRLS

**8.8 thousand**

↓ 9.7%



BOYS

**9.3 thousand**

↓ 7.3%

## PRIMARY HEALTH CARE CONSULTATIONS<sup>bc</sup>



**1.4 million**

↑ 20.0%

## PRIMARY HEALTH CARE CONSULTATIONS VIA TELEPHONE




**28.3%**

↓ 6.3 pp

## LIBRARY USERS REGISTERED IN PUBLIC LIBRARIES AGED 6-15<sup>b</sup>

(IN % OF TOTAL LIBRARY USERS)



## CONSULTATIONS PROVIDED IN PAEDIATRIC CLINIC<sup>bc</sup>

**755.9 thousand**

↑ 42.3%

