

LIBRARIES AND BRANCHES

**941**  
↓ **0.5%** compared to 2020

COLLECTION

**17 568.0** thousand  
↑ **0.4%** compared to 2020

**12.3** thousand  
EVENTS ORGANISED BY A LIBRARY FOR BORROWERS


**424.8** thousand participants

**25**  
CONFERENCES, SEMINARS ORGANISED BY A LIBRARY

**0.8** thousand participants

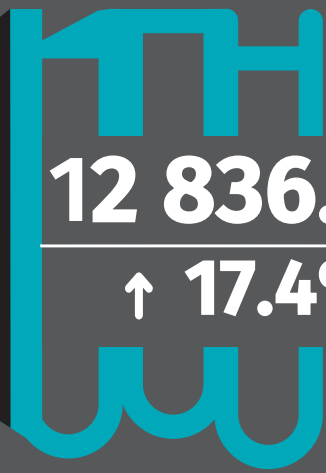
READERS DURING THE YEAR

**766.2** thousand  
↓ **1.4%** compared to 2020

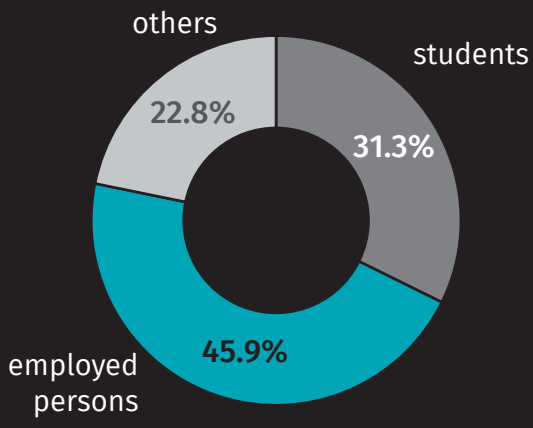
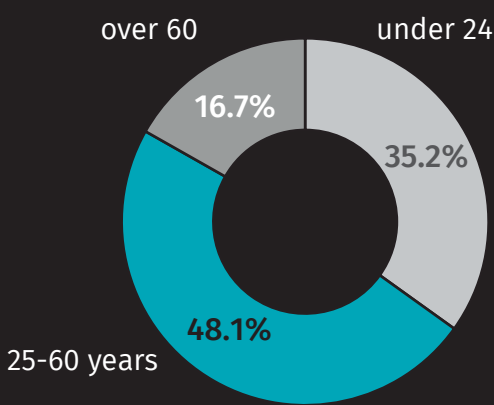


LOANS OF COLLECTION

**12 836.7** thousand  
↑ **17.4%** compared to 2020



**BORROWERS BY AGE AND OCCUPATION (users actively borrowing)**



**LOANS OF COLLECTION PER BORROWER**

**16.8** ↑ **19.1%** compared to 2020