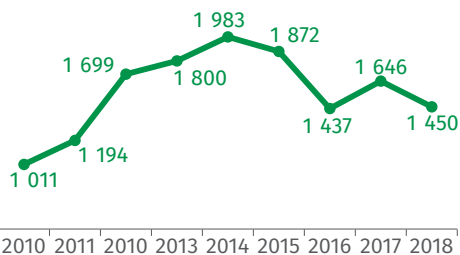




# April 22 – Earth Day Climate action

Data on Mazowieckie Voivodship

Energy production from renewable energy sources in the years 2010-2018 (in GWh)



TOTAL ELECTRICITY produced in 2018

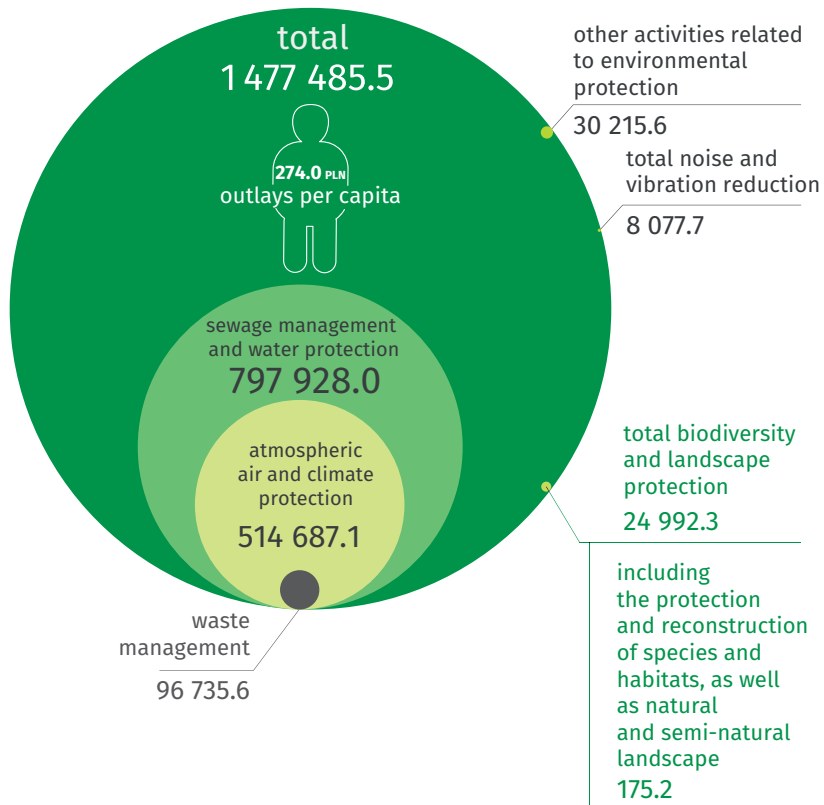
**30 441 GWh**

of which from renewable sources


**1 450 GWh**

accounts for **4.76%** of total electricity produced in 2018


Outlays on fixed assets to protect the environment (in thousand PLN) by investment directions in 2018



Renewals and afforestations\* (in ha)



Area of forest fires (in ha)



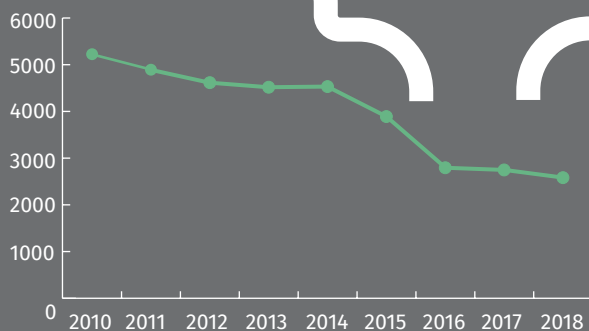
\* forestry of all forms of ownership  
\*\* tending cuts made in stands initiated in the maturation period (which usually occurs above 20 years of age)

# April 22 – Earth Day Climate action

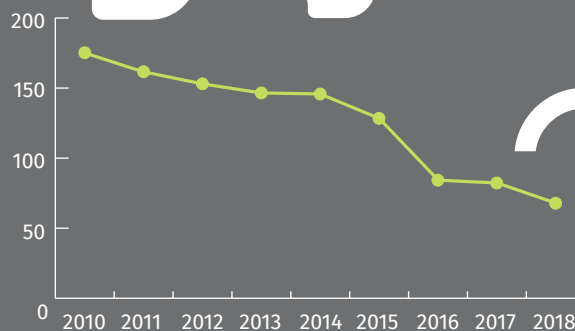
## Data on Mazowieckie Voivodship

### Pollutants from especially noxious plants

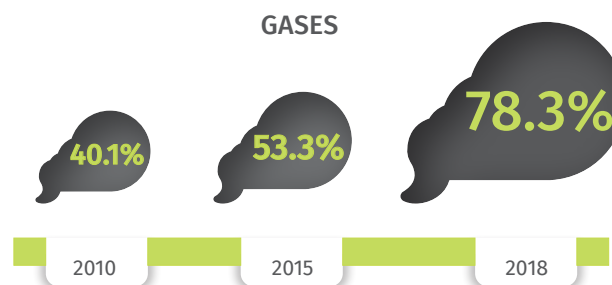
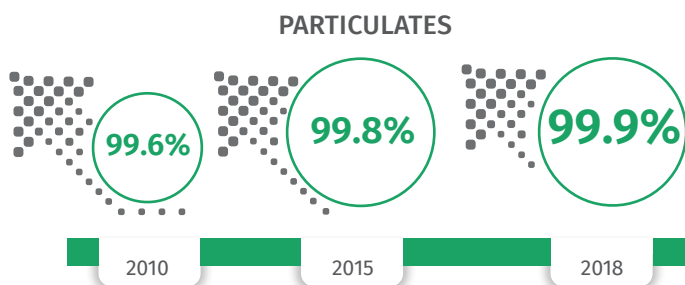
Emissions of air pollutants – particulates  
(tonnes per year)



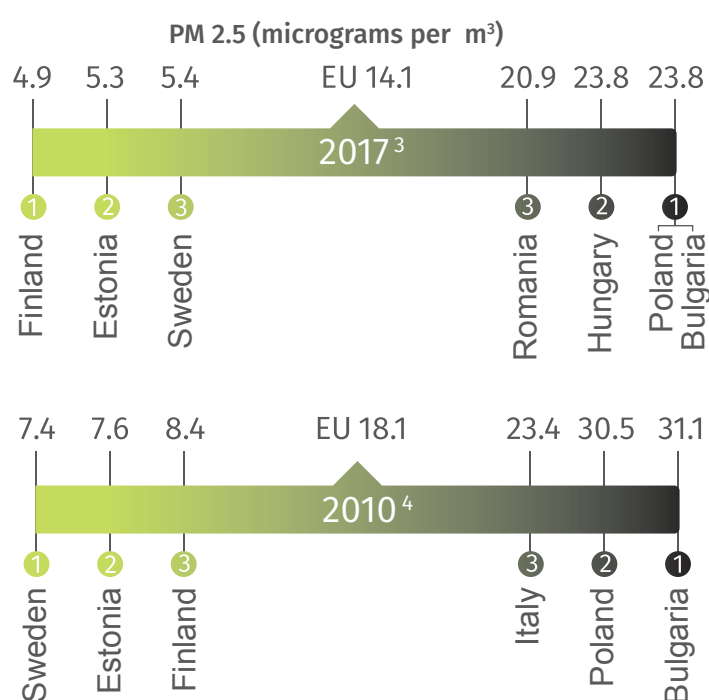
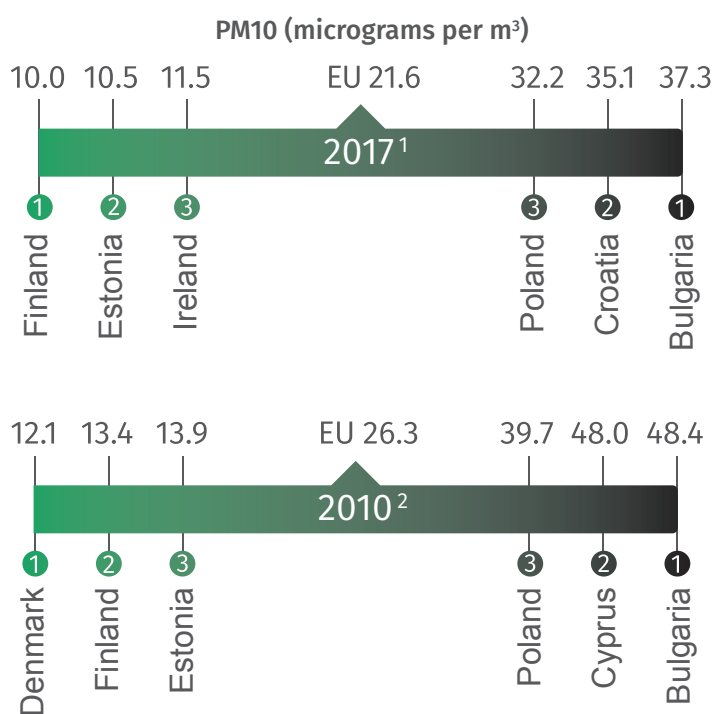
Emissions of air pollutants – gases  
(thousand tonnes per year)



### Pollutants retained or neutralised in pollutant reduction systems (in % of pollutants generated in 2010-2018)



### Exposure of urban population to air polluted by pm10 and pm2.5 dust in European Union countries



<sup>1</sup> Lack of information or lack of reliable information for Greece, Malta; <sup>2</sup> Lack of information or lack of reliable information for Croatia, Malta; <sup>3</sup> Lack of information or lack of reliable information for Greece, Lithuania, Malta; <sup>4</sup> Lack of information or lack of reliable information for Croatia, Greece, Lithuania, Latvia and Malta.

Source: Eurostat database.