

↑ increase compared to the previous year

Sense of security in the place of residence

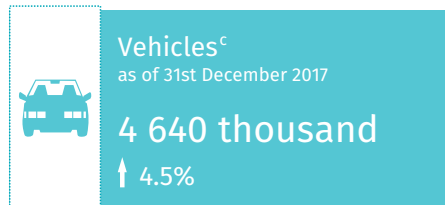
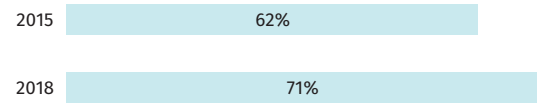
Persons^a walking around after dark feel:



a In % of persons aged 16 and more.
Source: Social Cohesion Survey.

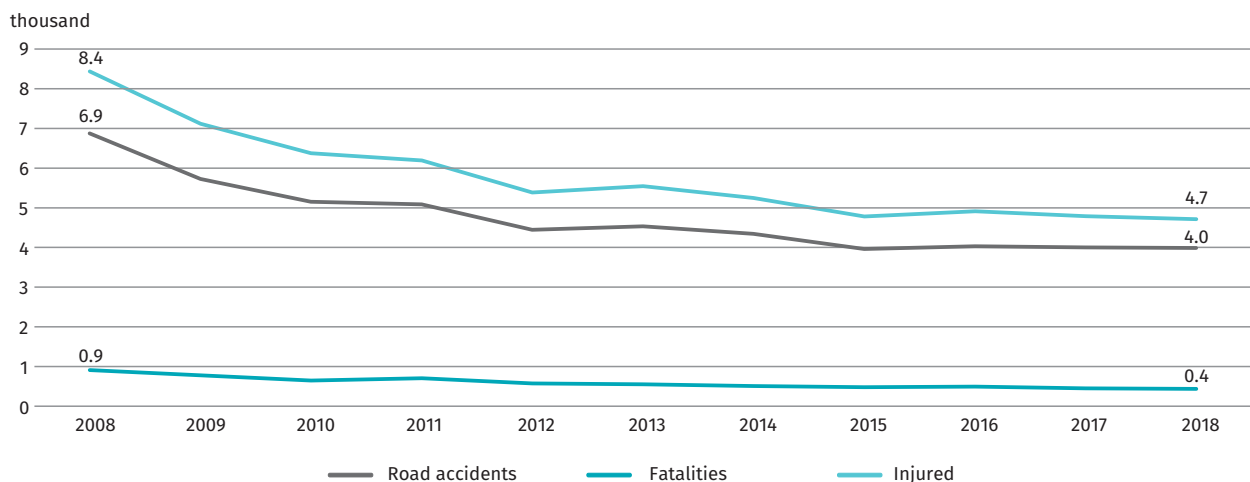
Confidence in the Police

Persons^a who definitely or rather trust the Police




↑↓ wzrost/spadek w stosunku do poprzedniego roku

Road accidents and casualties


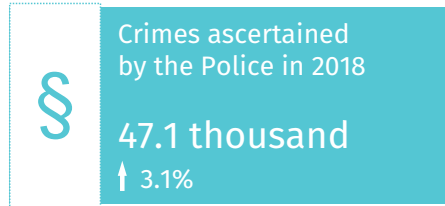


b Hard surface public roads. c Road vehicles and tractors registered.

Source: data on ascertained crimes, detectability rate of delinquents and road traffic accidents — the National Police Headquarters, data on public roads — the General Directorate for National Roads and Motorways; data on motor vehicles — the Ministry of Digital Affairs.




↑ increase compared to the previous year

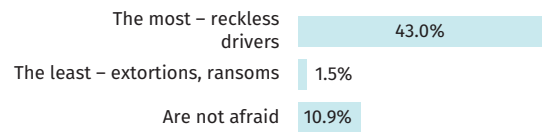


Sense of security among the residents of Warsaw in 2018


Adults who respond that they live in Warsaw safely:




Adults who, near their place of residence, are afraid of:



Adults walking around after dark feel:



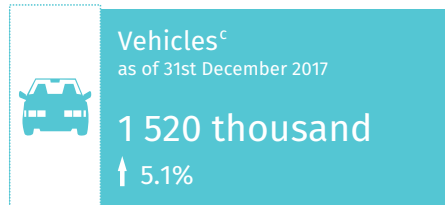
Assessment of Police work by adults:



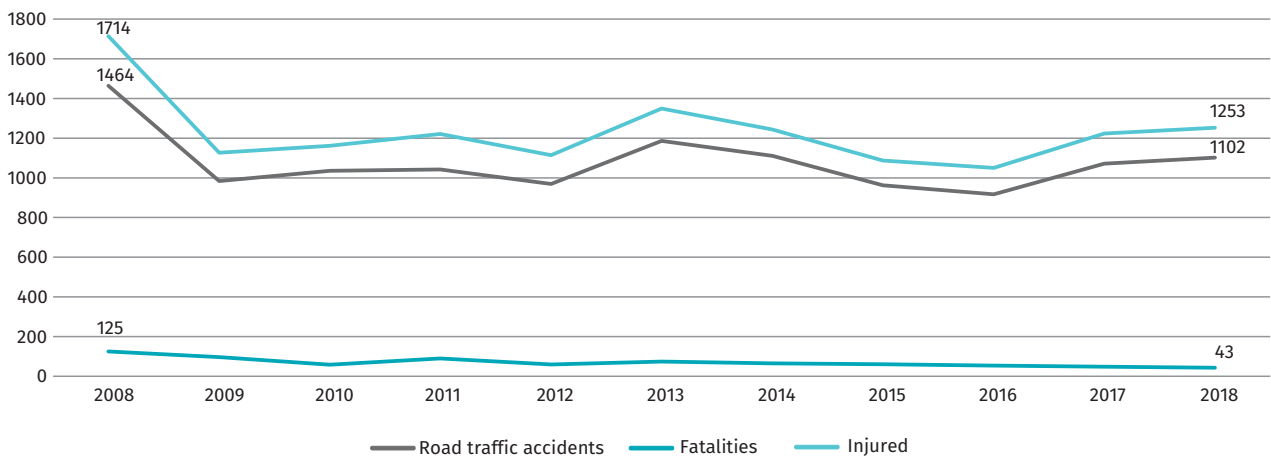
Source: Institute of Justice; Collective work entitled „Sense of security among the residents of Warsaw. Survey results”, [Internet access 15th July 2019].



↑ increase/decrease compared to the previous year



Road traffic accidents and casualties



^b District and communal hard surface public roads. ^c Motor vehicles and tractors registered.

Source: data on ascertained crimes, rate of detectability of delinquents and road traffic accidents – the National Police Headquarters; data on public roads – the General Directorate for National Roads and Motorways; data on motor vehicles – the Ministry of Digital Affairs.