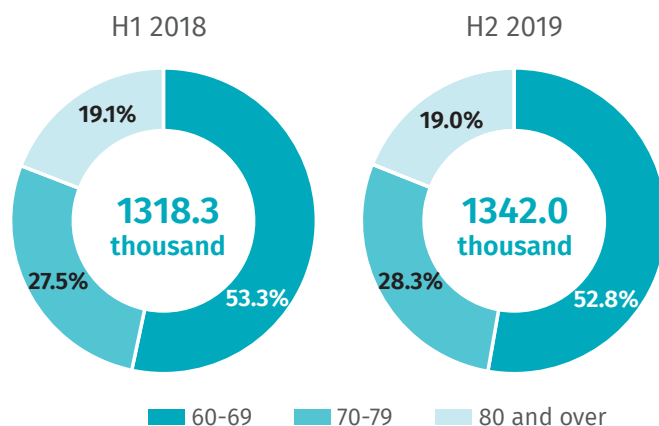
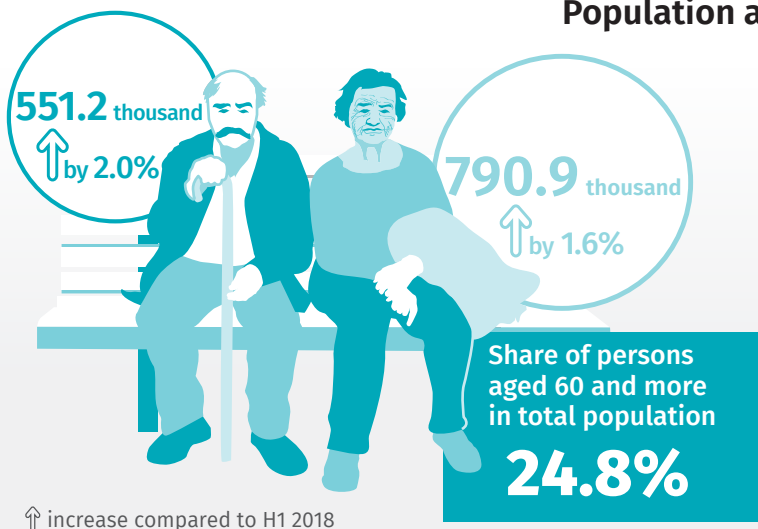




# January 21/22 GRANDMA'S AND GRANDPA'S DAY

Data on Mazowieckie Voivodship

## Population aged 60 and over<sup>a</sup>



CONSULTATIONS OF PRIMARY health care provided to persons aged 65 and over

**7044.4** thousand  
↑ by 2.7%



SPECIALIST CONSULTATIONS of medical health care provided to persons aged 65 and over

**5552.3** thousand  
↑ by 2.7%




GERIATRIC SPECIALISTS **17**  
↑ by 13.3%



↑ increase compared to 2017

## Ageing ratio<sup>a</sup>

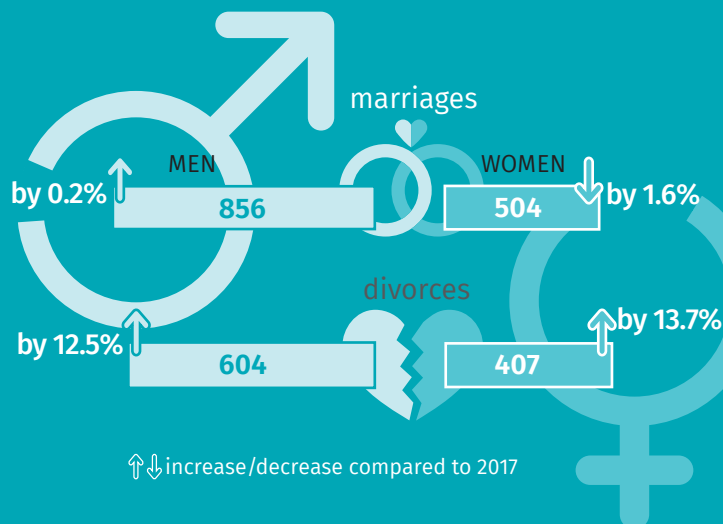
Ratio of the number of persons aged 65 and over per 100 persons aged 0-14.



## Life expectancy at age 60<sup>b</sup>



## Marriages and divorces of persons aged 60 and over<sup>b</sup>



a Data concern H1 2018.  
b Data concern 2018.



# January 21/22 GRANDMA'S AND GRANDPA'S DAY

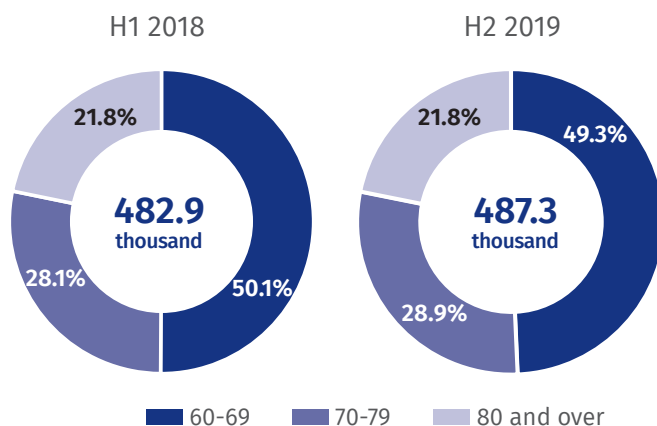
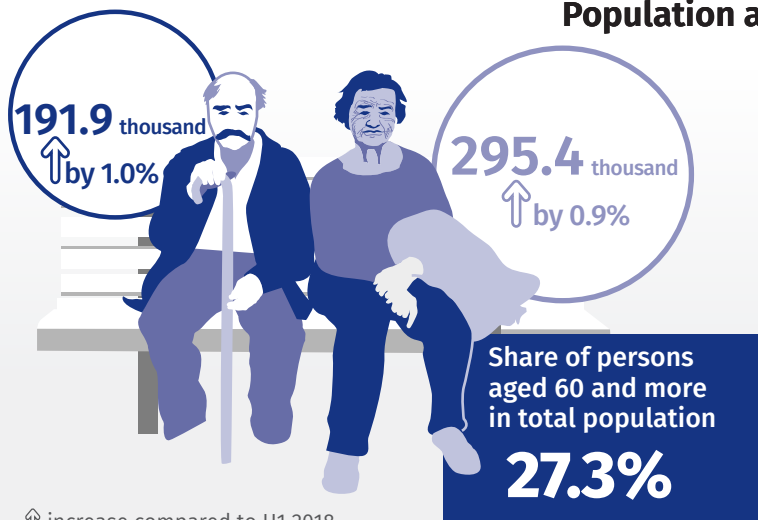
Warsaw capital city

Statistical Office  
in Warszawa

warszawa.stat.gov.pl/en/

@Warszawa\_STAT

## Population aged 60 and over<sup>a</sup>



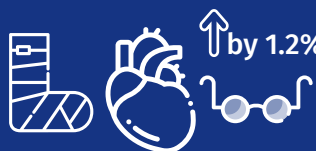
CONSULTATIONS OF PRIMARY health care provided to persons aged 65 and over

2105.0 thousand  
↓ by 1.5%




SPECIALIST CONSULTATIONS of medical health care provided to persons aged 65 and over

3287.1 thousand  
↑ by 1.2%




GERIATRIC SPECIALISTS<sup>b</sup> 13  
↑ by 18.2%




↑ increase compared to 2017

## Ageing ratio<sup>a</sup>

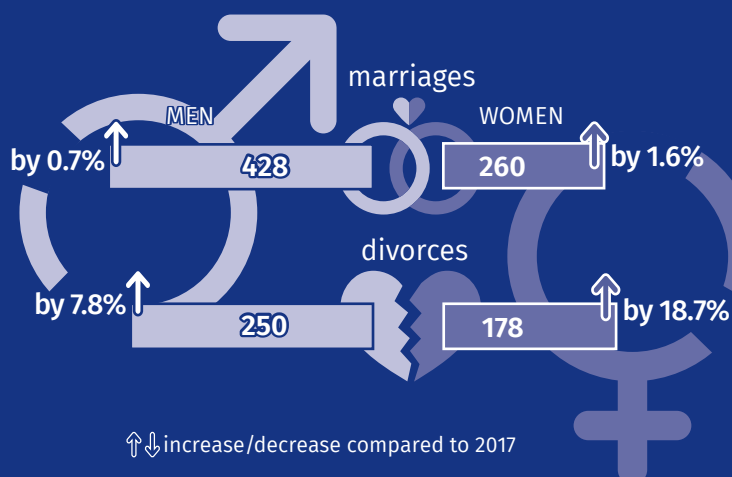
Ratio of the number of persons aged 65 and over per 100 persons aged 0-14.



## Life expectancy at age 60<sup>b</sup>



## Marriages and divorces of persons aged 60 and over<sup>b</sup>



a Data concern H1 2018.  
b Data concern 2018.