



28 April World Day for Safety and Health at Work


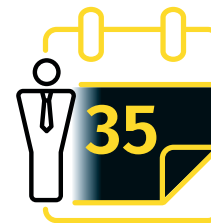
Preliminary data on Mazowieckie Voivodship in 2023

Persons injured in accidents at work



Average number of days of incapability for work per injured person^a

Average
number of days
per 1
injured person



Persons injured
in accidents
at work per 1,000
employed persons^b



Most common location of injury

38.5%
upper limbs

9.8%
head

39.4%
lower limbs



The most common accident at work

sex } men **58.0%**

performed activity } moving **45.7%**

fatal accidents } construction manufacturing **17.4%**

occupation } drivers and mobile plant operators **7.6%**



↑↓ Increase/decrease compared to 2022.

a Excluding persons injured in fatal accidents.

b Data for 2022.

Data do not include accidents on private farms in agriculture.

Rate
the study

When publishing Statistical Office data – please indicate the source.