

Sales of prescription medicines in Mazowieckie Voivodship¹ in 2022

20 September 2023

↑ 9.6%

Increase in the number of prescriptions issued compared to 2021

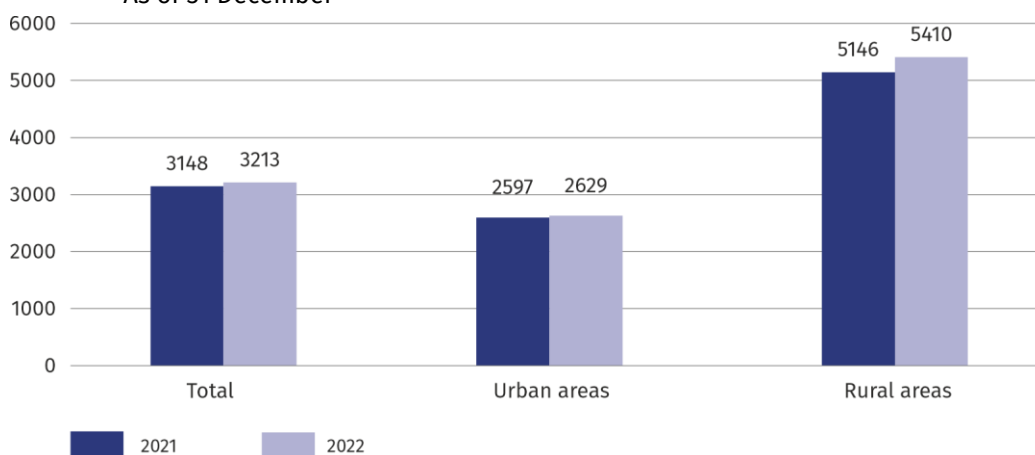
In Mazowieckie Voivodship, 64.7 million prescriptions were issued, of which 95.6% were in electronic form, i.e. by 1.4 pp more compared to the previous year.

At the end of 2022, there were 1,587 generally available pharmacies in Mazowieckie Voivodship (29 fewer than a year ago), including 85.2% in urban areas. Additionally, there were 128 pharmaceutical outlets (7 fewer than in 2021). Public pharmacies and pharmacy points located in Mazowieckie Voivodship accounted for 13.4% of all such facilities in Poland. There were 3,213 inhabitants per 1 public pharmacy and pharmaceutical outlet (3,148 in 2021). The night duties were fulfilled by 295 generally available pharmacies, of which temporarily by 256 pharmacies and permanently by 39 pharmacies. The sales of medical products by mail order using the website were carried out by 39 generally available.

In 2022, among the powiats of Mazowieckie Voivodship, the highest number of persons per 1 generally available pharmacy and pharmaceutical outlet was recorded in: siedlecki (5,366), radomski (5,214) and warszawski zachodni (4,934), while the smallest in Ostrołęka (1,948).

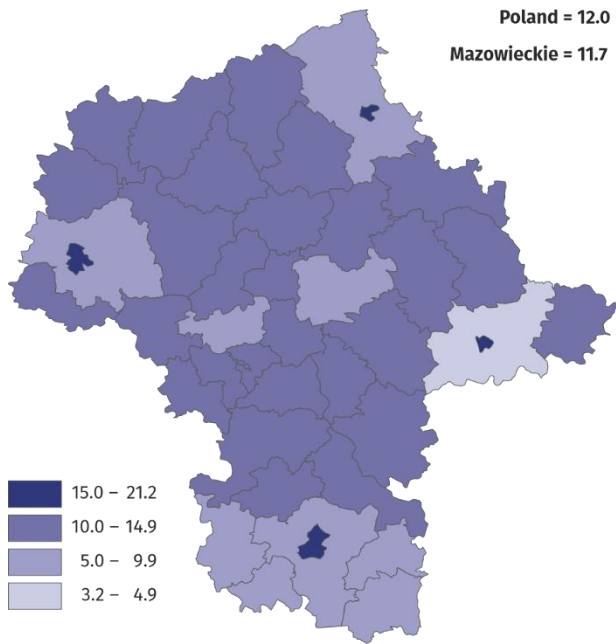
The number of generally available pharmacies and pharmaceutical outlets was 1,715, i.e. 2.1% less than in 2021, and on average there were 3,213 persons per 1 pharmacy and pharmaceutical outlet

Chart 1. Population per generally available pharmacy and pharmaceutical outlet
As of 31 December



¹ According to the address of the pharmacy or pharmaceutical outlet where the prescription was completed.

Map 1. Number of prescriptions issued^a per capita in 2022



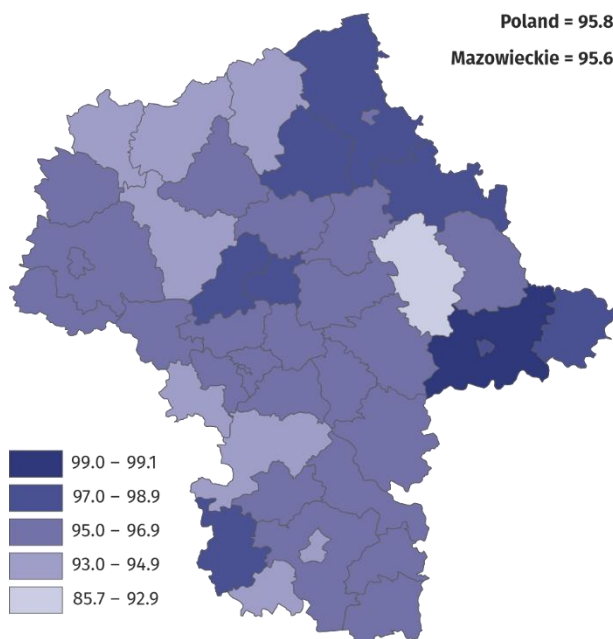
^a Electronic and paper.
Source: e-Health Centre.

In Mazowieckie Voivodship in 2022, 64.7 million prescriptions were issued (electronic and paper), i.e. 5.7 million more than last year. The number of prescriptions per 1 inhabitant of the Voivodship was 11.7 (in Poland 12.0). The greatest number of prescriptions per capita were issued in cities with powiat status: Siedlce (21.2), Ostrołęka (19.6), Płock (18.1) and Radom (16.6), and the least in the township powiats surrounding cities with powiat status: siedlecki (3.2), ostrołęcki (6.3), radomski (7.1) and płocki (8.2).

Of the total number of prescriptions issued, 95.6% were prescriptions issued in electronic form (94.2% in 2021). E-prescription is one of the most successful projects in the field of electronic administration. It was launched at the beginning of 2019, and from 8 January 2020, issuing e-prescriptions became mandatory.

In 2022, the number of electronic prescriptions issued in Mazowieckie Voivodship accounted for 14% of this type of prescriptions in the country

Map 2. Percentage of electronic prescriptions in the total number of prescriptions in 2022



Source: E-Health Centre.

In 2022, the highest percentage of completed electronic prescriptions was recorded in siedlecki powiat – 99.1%, and the lowest in węgrowski powiat – 85.7%.

According to data from the Ministry of Health, in 2022 in Mazowieckie Voivodship the sales value of all prescription medicines amounted to PLN 3,333.0 million (13.2% more than a year earlier). The value of refund amounted to PLN 1,212.8 million (7.3% more than in 2021), and patients spent PLN 2,120.1 million on prescription medicines from their own funds (16.8% more). In 2022, the refund accounted for 36.4% of the value of prescription medicines sold, and in 2021 – 38.4%.

Table 1. Sales of prescription medicines

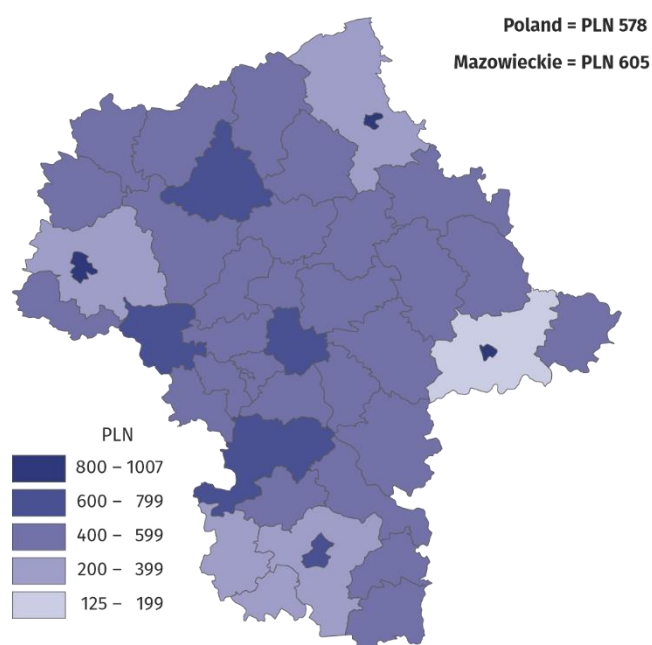
Specification	2021	2022
	in million PLN	
Value of sales	2945,0	3333,0
Value of refund	1130,5	1212,8
Value of patients' fees for medicines	1814,5	2120,1

Source: e-Health Centre.

In 2022, in Mazowieckie Voivodship, the value of prescription medicines sold per capita was PLN 605, i.e. PLN 71 more compared to 2021, of which the co-payment by the patient was PLN 385, i.e. PLN 56 more, and the refund is PLN 220 (PLN 15 more).

The value of sales of prescription medicines per capita in Mazowieckie Voivodship amounted to PLN 605

Map 3. Value of sales of prescription medicines per capita in 2022

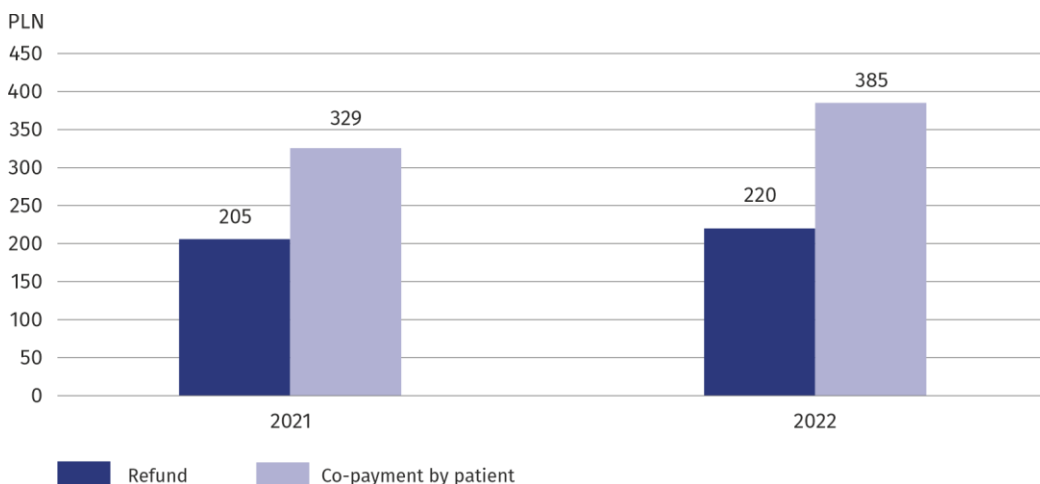


Source: E-Health Centre.

High sales of prescription medicines per capita occurred in the powiats where the most prescriptions were completed per capita, i.e. in cities with powiat status: Siedlce (PLN 1,007), Ostrołęka (PLN 984) and Płock (PLN 914). The lowest value of medicines sold was recorded in siedlecki powiat (PLN 125), where the lowest number of prescriptions per capita was completed. However, it must be remembered that patients buy medicines in pharmacies and

pharmaceutical outlets not only in their district; this especially applies to powiats surrounding the city with powiat status.

Chart 2. Value of refunds and co-payments for prescription medicines per capita



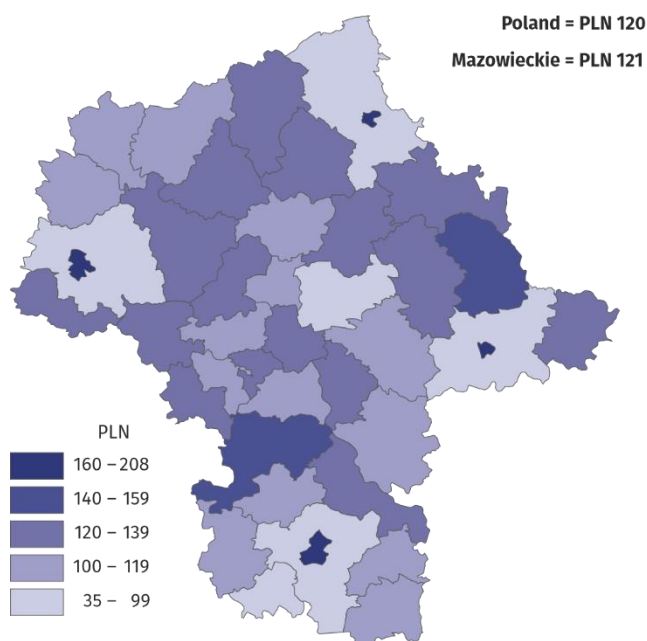
Source: E-Health Centre.

Among the powiats of Mazowieckie Voivodship, the value of refund for medicines ranged from PLN 52 per capita (in siedlecki powiat) to PLN 388 (in Siedlce), with an average of PLN 204 in the Voivodship. The share of refund in the value of medicine sales per capita ranged from 33.4% (in piaseczyński powiat) to 41.8% (in lipski powiat). The value of co-payment for medicines by the patient was on average PLN 337, from PLN 73 (in siedlecki powiat) to PLN 619 (in Siedlce).

According to the data of the Ministry of Health collected in the Medical Information System in 2022, in Mazowieckie Voivodship, medicines related to the cardiovascular system accounted for 20.0% of the value of prescription medicines sold, psychoanalytic medicines and psychoanaleptics – 9.2%, and anesthetics and analgesics – 1.9%.

The sales value of medicines related to the cardiovascular system accounted for 20.0% of the total value of medicines sold in Mazowieckie Voivodship

Map 4. Value of sales of prescription medicines related to the cardiovascular system per capita in 2022



Source: E-Health Centre.

A resident of Mazowieckie Voivodship spent an average of PLN 121 on issuing prescriptions for medicines related to the cardiovascular system, with the least amount spent by residents of siedlecki powiat (PLN 35), followed by: ostrołęcki powiat (PLN 65), radomski (PLN 74), płocki and szydłowiecki powiat (PLN 87 each). The inhabitants of cities with powiat status spent the most: Siedlce (PLN 208), Płock and Ostrołęka (PLN 188 each) as well as Radom (PLN 170).

The news release was prepared on the basis of two data sources:

- reports from pharmacies and pharmaceutical outlets (ZD-5) submitted to the Statistics Poland in accordance with the Statistical Survey Programme for 2022;
- data from the Medical Information System of the Ministry of Health regarding the implementation of prescriptions (including, among others, the number of prescriptions, the number of packages, the value of sales, reimbursement and patient subsidies for medicines according to the ATC classification).

In case of quoting Statistics Poland data, please provide information: "Source of data: Statistics Poland", and in case of publishing calculations made on data published by Statistics Poland, please include the following disclaimer: "Own study based on figures from Statistics Poland".

Prepared by:
Statistical Office in Warszawa
Director Agnieszka Ajdyn
Phone: (+48 22) 464 23 15

Issued by:
Statistical Information Centre
Marcin Kałuski
Phone: (+48 22) 464 20 91

Press office

Phone: (+48 22) 464 20 91

e-mail: m.kaluski@stat.gov.pl

-  warszawa.stat.gov.pl/en/
-  [@Warszawa_STAT](https://twitter.com/Warszawa_STAT)
-  [@UrzadStatystycznywWarszawie](https://www.facebook.com/@UrzadStatystycznywWarszawie)
-  [gus_stat](https://www.instagram.com/gus_stat)
-  [glownyurządstatystycznygus](https://www.youtube.com/glownyurządstatystycznygus)
-  [glownyurządstatystyczny](https://www.linkedin.com/company/glownyurządstatystyczny)

Related information

[Health and health care in 2021](#)

[Sales of prescription medicines in 2022](#)

Data available in databases

[Local Data Bank -> Health care, social welfare and benefits to the family](#)

Terms used in official statistics

[Pharmacy](#)

[Pharmaceutical outlet](#)

