

Economic activity of microenterprises in Mazowieckie Voivodship in 2021

31 March 2023

↑ 101.9%

Indices of the number of microenterprises y/y

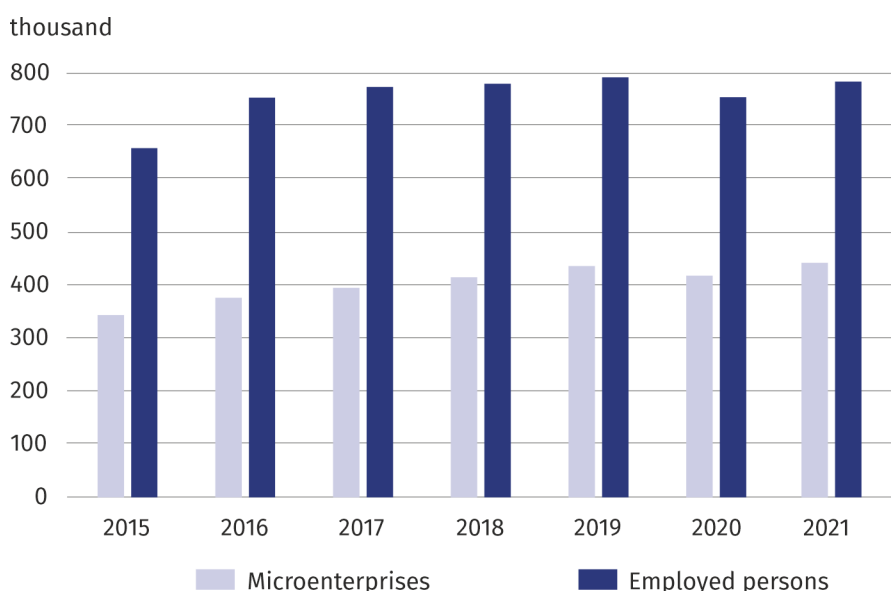
In 2021, in Mazowieckie Voivodship, the number of enterprises employing up to 9 persons was by 1.9% higher than a year before. The number of employees in microenterprises increased as well by 4.6%. Total revenue increased by 2.4% while total costs decreased by 6.4%.

General characteristics of microenterprises

In 2015–2021, the number of micro-enterprises (entities employing up to 9 persons) in Mazowieckie Voivodship increased by 82.4 thousand, i.e. by 24.0%. From 2015, the average annual number of microenterprises increased until 2019. In 2020, its year-on-year decrease was recorded for the first time. The results of the latest survey indicate that in 2021, 425.8 thousand microenterprises conducted economic activity, and their number increased by 8.0 thousand, i.e. by 1.9%, compared to the previous year. An increase in this type of units was recorded in most voivodships, while a decrease in five voivodships: Łódzkie, Dolnośląskie, Podlaskie, Opolskie and Lubuskie. Enterprises employing up to 9 persons in Mazowieckie Voivodship accounted for 18.1% of all entities in the country, which placed it on the 1st position in the structure of microenterprises by voivodships.

In 2021, economic activity was conducted by 425.8 thousand enterprises employing up to 9 persons, i.e. 18.1% of all entities in the country

Chart 1. Number of microenterprises and employed persons

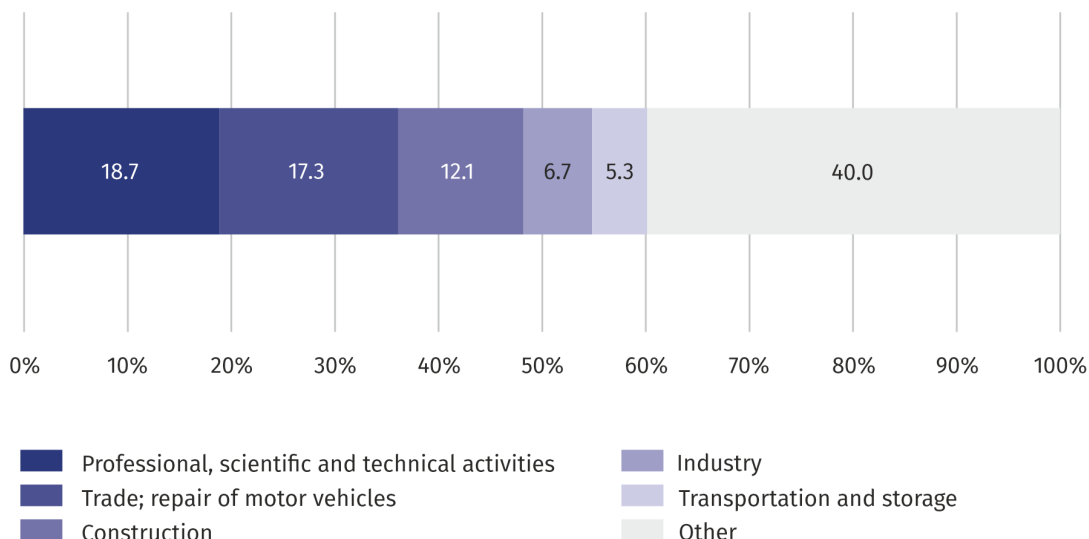


¹ Based on the annual SP-3 survey for a randomly selected group of entities employing up to 9 persons.

The number of microenterprises per 1 000 population was 77 (compared to 76 in 2020), which ranked Mazowieckie Voivodship in the first place in the country. In Poland, this indicator was at the level of 62 compared to 59 the year before.

Among microenterprises, units from the professional, scientific and technical activities section had the largest share – 18.7% (decrease by 0.1 pp compared to the previous year), followed by trade; repair of motor vehicles – 17.3% (decrease by 0.7 pp), construction – 12.1% (increase by 0.9 pp), industry – 6.7% (decrease by 0.7 pp) and transportation and storage – 5.3% (decrease by 0.2 pp).

Chart 2. Structure of microenterprises by sections of PKD in 2021



Persons employed in microenterprises, average gross wages and salaries

In 2021, 789.6 thousand persons worked in microenterprises, i.e. by 35.1 thousand more than in 2020. The number of persons employed also increased in most voivodships. In Poland, there was an increase in the number of employed persons by 3.7%. For 80.1% of persons from Mazowieckie Voivodship it was the main place of work (83.2% the year before).

In 2021, there were on average 1 854 employees per 1 000 microenterprises, i.e. 48 more than the year before. Mazowieckie Voivodship was ranked 12th in the country in this respect. The highest values of this indicator in individual PKD sections occurred in: trade; repair of motor vehicles (2259), industry (2245), and in construction (2043).

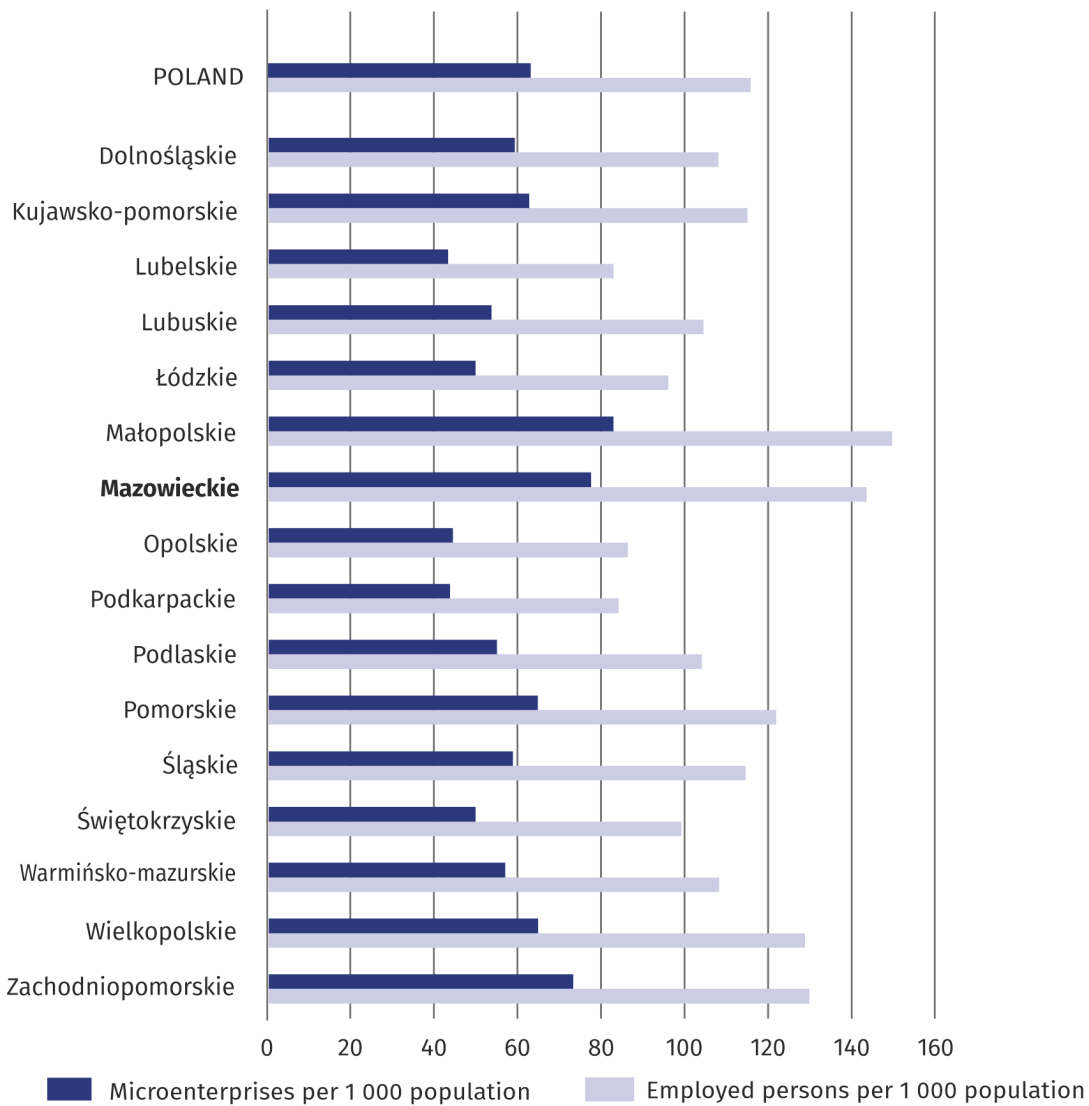
In 2021, the percentage of owners, co-owners and contributing family members was 58.4% (in 2020 – 56.9%). For 70.9% of persons from this group, microenterprises were the main place of work (75.7% the year before).

In 2021, in Mazowieckie Voivodship, the largest number of employed persons was in the trade; repair of motor vehicles section – 166.2 thousand persons (21.0% of all employed persons in microenterprises). 16.3% of persons worked in enterprises from the group of professional scientific and technical activities, 13.3% in construction, 8.1% in industry, and 5.8% in transportation and storage.

The number of persons employed in microenterprises in Mazowieckie Voivodship increased by 4.6% compared to the previous year, and it also increased by 19.9% compared to 2015

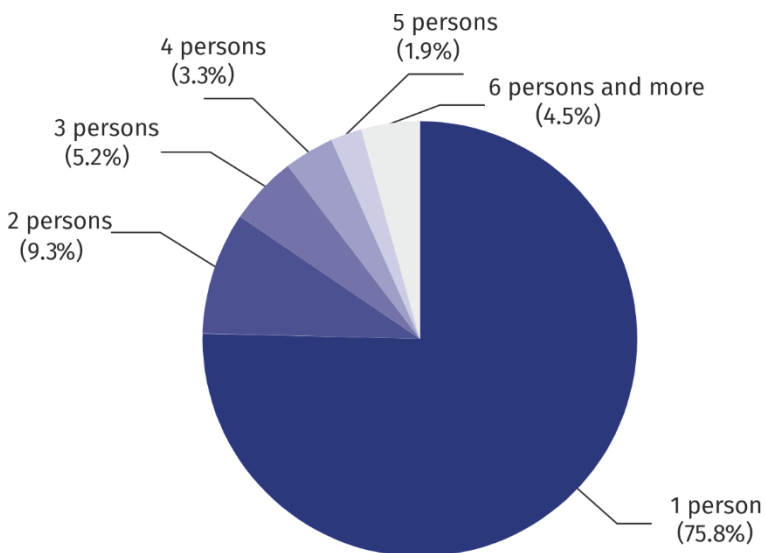
The largest number of persons – 21.0% worked in the trade; repair of motor vehicles section

Chart 3. Number of microenterprises and employed persons^a per 1 000 population by voivodships 2021



^a As of 31 December.

Chart 4. Structure of microenterprises by number of employed persons^a in 2021



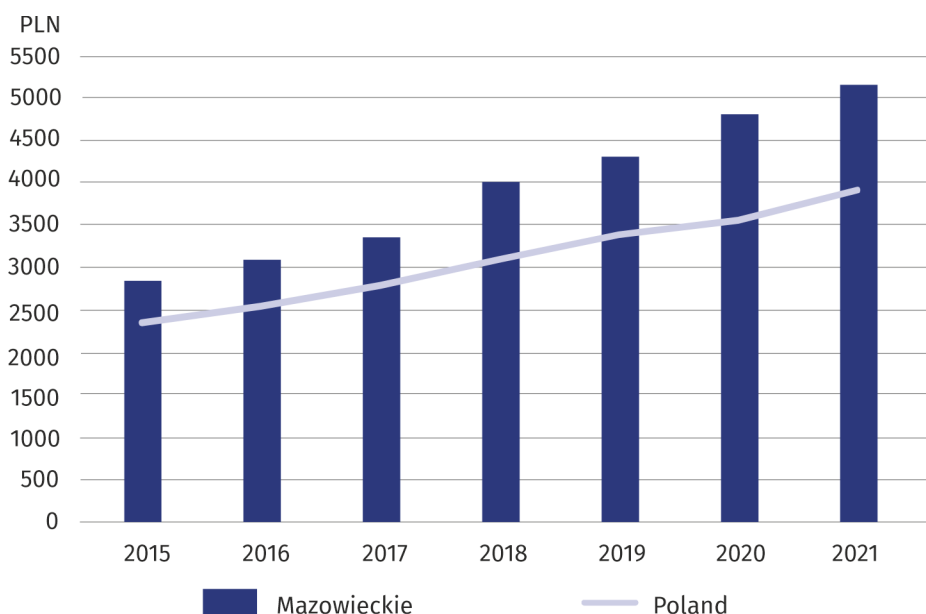
^a At the main workplace.

The percentage of entities employing a maximum of 1 person was 76%. Microenterprises employing five persons were the least numerous – 1.9%.

The gross monthly wages and salaries per employed person in 2021 was PLN 5214, i.e. PLN 353 more than a year ago and PLN 2340 more than in 2015. Mazowieckie was characterised by the highest average gross wages and salaries per employed person, and its level exceeded the average wages and salaries in Poland by PLN 1382, i.e. by 36.1%.

Gross monthly wages and salaries per employed person in microenterprises increased by 7.3% over the year

Chart 5. Monthly gross wages and salaries per employed person



The highest average wages and salaries were recorded in microenterprises from the professional, scientific and technical activity section (PLN 6405), and the lowest in units dealing with transportation and storage (PLN 4165). Wages and salaries grew the fastest in construction (by 23.8% during the year), while in professional, scientific and technical activities they decreased during the year (by 10.0%).

Financial results of microenterprises

In 2021, in Mazowieckie Voivodship, enterprises employing up to 9 persons generated total revenue of PLN 423.3 billion, i.e. 2.4% more than in the previous year (in 2020, the annual increase was 2.7%).

When analysing the structure of revenue of microenterprises according to the PKD sections, it was observed that in 2021 the largest part of revenue was generated by entities conducting trade; repair of motor vehicles (33.0%), followed by construction (11.6%) and professional, scientific and technical activities (10.6%). During the year, the highest increase in the value of total revenue was recorded in entities dealing with trade; repair of motor vehicles (by 10.5%), while the decrease in revenue was observed in construction and professional, scientific and technical activities (by 8.5% and 7.3%, respectively).

Total revenue per microenterprise in 2021 amounted to PLN 994.1 thousand and were by PLN 4.2 thousand, i.e. 0.4% higher than a year ago. Monthly revenue per employed person amounted to PLN 43.2 thousand against PLN 41.2 thousand in 2020. The highest revenue in this approach were achieved by entities dealing with trade; repair of motor vehicles (PLN 71.6 thousand), while the lowest were recorded in units dealing with professional, scientific and technical activities (PLN 27.5 thousand).

In 2021, enterprises employing up to 9 persons incurred total costs of PLN 363.1 billion, i.e. 6.4% less than in the previous year (in 2020, an increase of 5.5% was recorded y/y). The cost

In 2021, microenterprises from Mazowieckie Voivodship generated 27.0% of total revenue obtained by domestic enterprises employing up to 9 persons

Compared to the previous year, total revenue of microenterprises in 2021 increased by 0.4%, while total costs increased by 6.4%

level indicator in microenterprises of Mazowieckie Voivodship amounted to 85.8% and decreased by 8.0 pp compared to the previous year. In Poland, this indicator was at the level of 83.9%, while in the previous year it was 86.3%.

The gross financial result per microenterprise in 2021 reached PLN 141.5 thousand (PLN 61.4 thousand in 2020), which placed Mazowieckie first in the country, with the average for Poland amounting to PLN 106.8 thousand. The gross turnover profitability indicator was more favourable than in 2020, which increased from 14.2% to 6.2% in 2020, which placed Mazowieckie in last position among voivodships.

The gross financial result per microenterprise was higher by 130.3% compared to the previous year

Table 1. Basic indicators characterising microenterprises

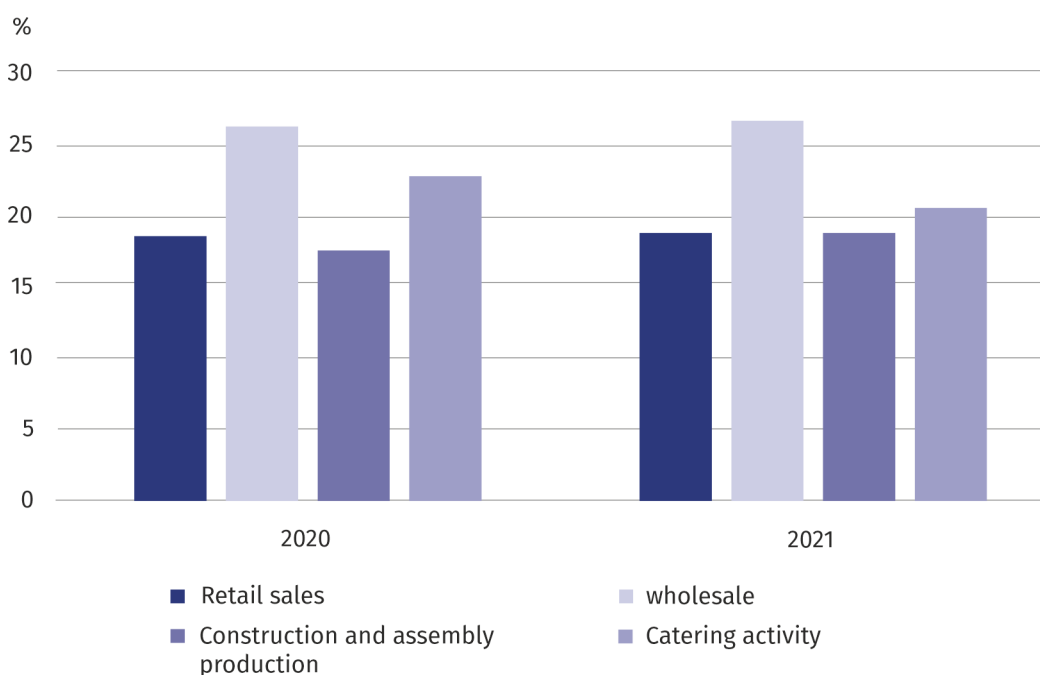
SPECIFICATION		Microenterprises per 100 thousand population	Employed persons ^a	Average paid employment	Monthly gross wages and salaries per employed person in PLN
			per 1 000 microenterprises		
POLand	2020	5924	1896	670	3509
	2021	6201	1887	648	3832
Mazowieckie	2020	7568	1806	639	4861
	2021	7724	1854	621	5214

a S As of 31 December.

Retail sales, wholesale, construction and assembly production as well as revenue from catering activity of microenterprises

Microenterprises from Mazowieckie Voivodship had the 1st largest share in generating both retail sales and wholesale in total in the country (18.7% and 26.8%, respectively).

Chart 6. Retail sales, wholesale, construction and assembly production as well as catering activity (Poland=100)



In 2021, the value of retail sales of microenterprises increased by 8.1% (compared to an increase of 8.0% in the previous year) to PLN 46.0 billion.

Wholesale of units employing up to 9 persons amounted to PLN 100.6 billion and increased by 9.9% compared to 2020 (a decrease of 18.9% was recorded the year before).

The value of construction and assembly production in 2021 amounted to PLN 24.2 billion and increased by 20.6% compared to 2020. Microenterprises from Mazowieckie Voivodship had the largest share (19.0%) in creating the value of construction and assembly production in the country.

The value of revenue from catering activity increased from PLN 4.1 billion in 2020 to PLN 4.3 billion in 2021, i.e. by 5.4%. In terms of catering activities, microenterprises from Mazowieckie Voivodship had the largest share in the domestic market, generating 20.4% of its value.

In annual terms, the value of construction and assembly production increased the most – by 20.6%, while the value of revenue from catering activities increased the least – by 5.4%

Table 2. Revenue, costs, retail sales, wholesale and construction and assembly production

SPECIFICATION		Total revenue	Total costs	Retail sales	Wholesale	Construction and assembly production
		in milion PLN				
POLAND	2020	1445162,4	1247811,1	228304,4	348231,2	113778,0
	2021	1566323,0	1314714,9	245246,8	375137,2	126896,4
Mazowieckie	2020	413584,5	387919,3	42515,0	91546,5	20039,8
	2021	423333,9	363088,9	45959,2	100575,1	24158,7

When quoting the data from the Statistics Poland, please do include information: “Data source Statistics Poland”, while in case of publishing the calculations done with the use of the data published by Statistics Poland, please do include information: “Own elaboration based on the Statistics Poland data”.







Prepared by:
Statistical Office in Warszawa
Acting Director Agnieszka Ajdyn
Tel: (+48 22) 464 23 15

Issued by:
Statistical Information Centre
Marcin Kałuski
Tel: (+48 22) 464 20 91

Press office

Tel: (+48 22) 464 20 91


e-mail: m.kaluski@stat.gov.pl

-  <https://warszawa.stat.gov.pl/en/>
-  [@Warszawa_STAT](https://twitter.com/Warszawa_STAT)
-  [@Urzed SatystycznyWarszawa](https://www.facebook.com/UrzedSatystycznyWarszawa)
-  [gus.stat](https://www.instagram.com/gus.stat)
-  [glownyurządstatystycznygus](https://www.youtube.com/glownyurządstatystycznygus)
-  [glownyurządstatystyczny](https://www.linkedin.com/company/glownyurządstatystyczny)

Related information

[Activity of enterprises employing up to 9 persons in 2021](#)

[Methodological report. Non-financial enterprises surveys 2019](#)



Data available in databases

[Local Data Bank -> Population size](#)

Terms used in official statistics

[Average paid employment](#)

[Personal wages and salaries](#)

[Gross turnover profitability indicator](#)

[Total revenue](#)

[Total costs](#)