

## Economic activity of microenterprises in Mazowieckie Voivodship in 2020

29 July 2022

↓ 95.8%

Indices of the number of microenterprises y/y

In 2020, in Mazowieckie Voivodship, the number of enterprises employing up to 9 persons amounted to 417.8 thousand units, i.e. 4.2% less than a year ago. The number of employees in microenterprises amounted to 754.5 thousand (4.7% less than in 2019). Total revenue increased by 2.7% and total costs by 5.5%. Gross financial result per microenterprise decreased by 23.6%, and the gross turnover profitability indicator decreased by 2.5 pp.

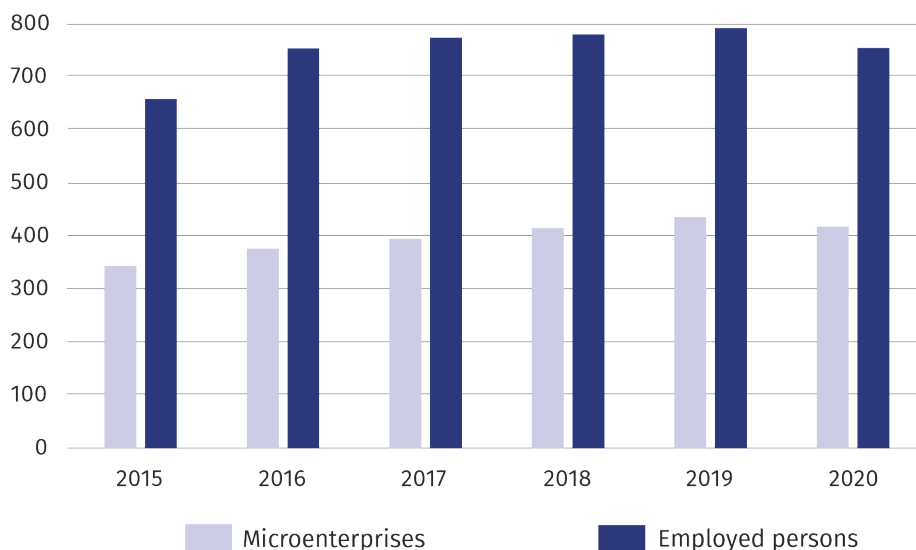
### General characteristics of microenterprises

In 2015–2020, the number of micro-enterprises (entities employing up to 9 persons) in Mazowieckie Voivodship increased by 74.4 thousand, i.e. by 21.7%. From 2015, the average annual number of microenterprises increased until 2019. In 2020, its year-on-year decrease was recorded for the first time. The results of the latest survey indicate that in 2020, 417.8 thousand microenterprises conducted economic activity, and their number decreased by 18.1 thousand, i.e. by 4.2%, compared to the previous year. A decrease in this type of units was also recorded in five voivodships: Łódzkie, Dolnośląskie, Lubuskie, Podkarpackie and Wielkopolskie. Enterprises employing up to 9 persons in Mazowieckie Voivodship accounted for 18.5% of all entities in the country, which placed it on the 1st position in the structure of micro-enterprises by voivodships.

In 2020, economic activity was conducted by 417.8 thousand enterprises employing up to 9 persons, i.e. 18.5% of all entities in the country

**Chart 1. Number of microenterprises and employed persons**

thousand



The largest group of microenterprises according to the PKD sections in 2020 were entities engaged in professional, scientific and technical activities

The number of microenterprises per 1000 population was 77 (compared to 81 in 2019), which ranked Mazowieckie Voivodship in the first place in the country. In Poland, this indicator was at the level of 59 compared to 58 the year before.

Among microenterprises, units from the professional, scientific and technical activities section had the largest share – 18.8% (increase by 0.3 pp compared to the previous year), followed by trade; repair of motor vehicles – 18.0% (decrease by 1.8 pp), construction – 11.2% (increase by 0.6 pp), industry – 7.4% (increase by 0.1 pp) and transportation and storage – 5.5% (decrease by 0.5 pp).

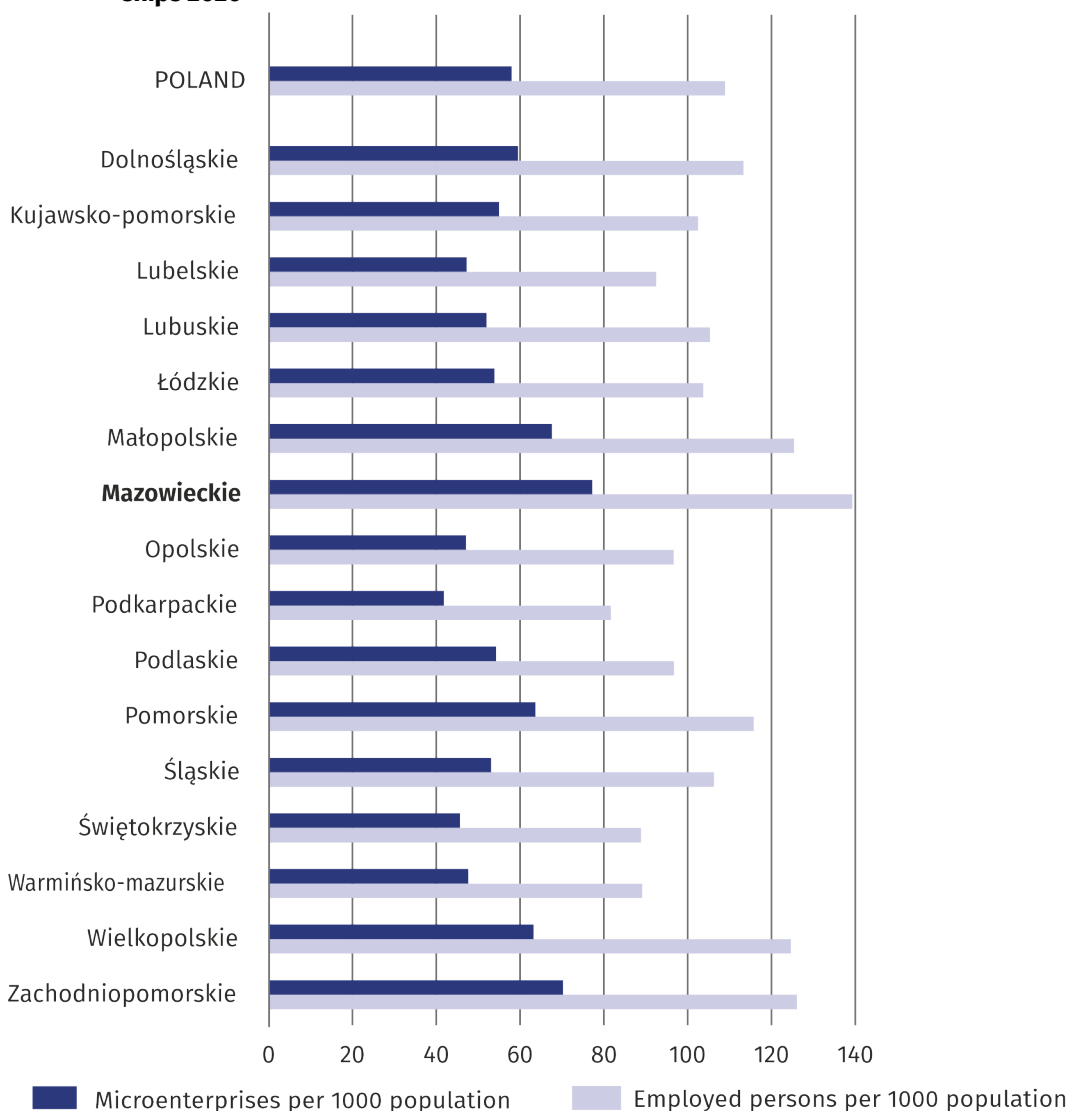
### Persons employed in microenterprises, average gross wages and salaries

In 2020, 754.5 thousand persons worked in microenterprises, i.e. by 37.0 thousand fewer than in 2019. The number of persons employed decreased in the same five voivodships that recorded a decrease in the number of microenterprises. In Poland, there was an increase in the number of employed persons by 1.4%. For 83.2% of persons from Mazowieckie Voivodship it was the main place of work (84.1% the year before).

In 2020, there were on average 1806 employees per 1000 microenterprises, i.e. 10 less than the year before. Mazowieckie Voivodship was ranked 14th in the country in this respect. The highest values of this indicator in individual PKD sections occurred in transportation and storage (2299), trade; repair of motor vehicles (2284) and in industry (2230).

The number of persons employed in microenterprises in Mazowieckie Voivodship decreased by 4.7% compared to the previous year, while it increased by 14.6% compared to 2015.

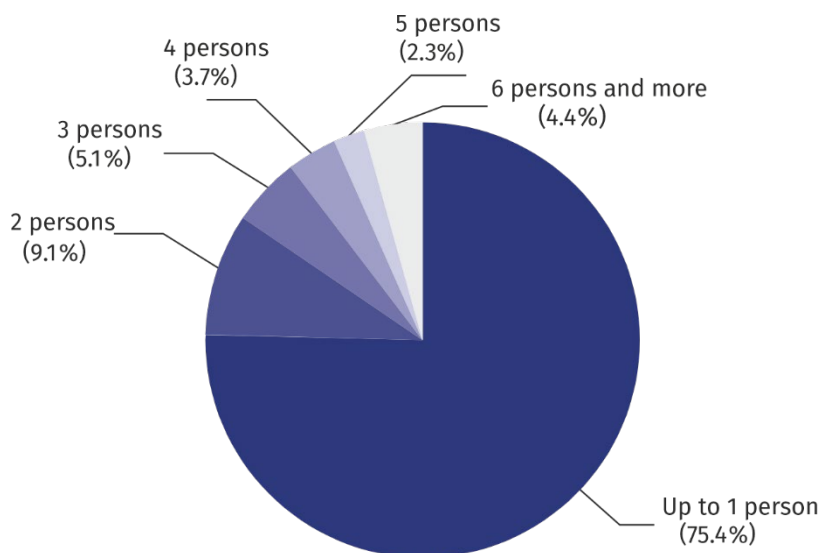
**Chart 2. Number of microenterprises and employed persons<sup>a</sup> per 1000 population by voivodships 2020**



a As of 31 December.

The percentage of entities employing a maximum of 1 person was 75.4%. Microenterprises employing five persons were the least numerous – 2.3%.

**Chart 3. Structure of microenterprises by number of employed persons<sup>a</sup> in 2020**



<sup>a</sup> At the main workplace.

In 2020, the percentage of owners, co-owners and contributing family members was 56.9% (in 2019 – 56.3%). For 75.7% of persons from this group, microenterprises were the main place of work (76.6% the year before).

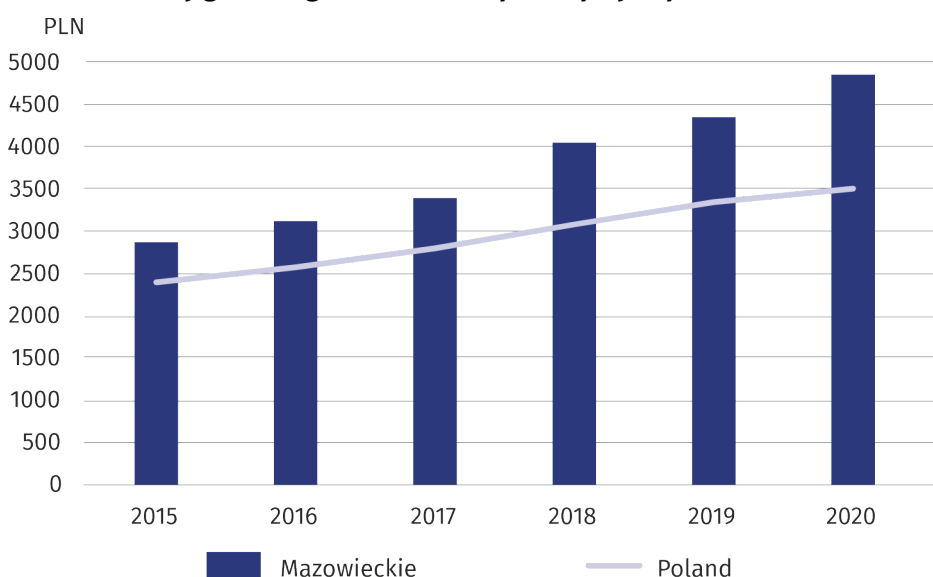
In 2020, in the Mazowieckie voivodeship, the largest number of employed persons was in the trade; repair of motor vehicles section – 171.6 thousand persons (22.7% of all employed persons in microenterprises). 15.5% of persons worked in enterprises from the group of professional scientific and technical activities, 11.9% in construction, 9.1% in industry, and 7.0% in transportation and storage.

The gross monthly wages and salaries per employed person in 2020 was PLN 4861, i.e. PLN 506 more than a year ago and PLN 1987 more than in 2015. Mazowieckie was characterised by the highest average gross wages and salaries per employed person, and its level exceeded the average wages and salaries in Poland by PLN 1352, i.e. by 38.5%.

The largest number of persons – 22.7% worked in the trade; repair of motor vehicles section

Gross monthly wages and salaries per employed person in microenterprises increased by 11.6% over the year

**Chart 4. Monthly gross wages and salaries per employed person**



The highest average wages and salaries were recorded in microenterprises from the professional, scientific and technical activity section (PLN 7113), and the lowest in units dealing with transportation and storage (PLN 3400). Wages and salaries grew the fastest in professional

scientific and technical activities (by 29.0% during the year), while in transportation and storage the lowest increase was recorded during the year (by 2.5%).

### Financial results of microenterprises

In 2020, in Mazowieckie Voivodship, enterprises employing up to 9 persons generated total revenue of PLN 413.6 billion, i.e. 2.7% more than in the previous year (in 2019, the annual increase was 10.4%).

When analysing the structure of revenue of microenterprises according to the PKD sections, it was observed that in 2020 the largest part of revenue was generated by entities conducting trade; repair of motor vehicles (30.6%), followed by construction (13.0%) and professional, scientific and technical activities (11.7%). During the year, a decrease in the value of total revenue was recorded in entities dealing with trade; repair of motor vehicles (by 18.2%), while the highest increase in revenue was observed in professional, scientific and technical activities and construction (by 29.0% and 28.7%, respectively).

Total revenue per microenterprise in 2020 amounted to PLN 989.9 thousand and were by PLN 66.3 thousand, i.e. 7.2% higher than a year ago. Monthly revenue per employed person amounted to PLN 41.2 thousand against PLN 40.1 thousand in 2019. The highest revenue in this approach were achieved by entities dealing with trade; repair of motor vehicles (PLN 62.6 thousand), while the lowest were recorded in units dealing with professional, scientific and technical activities (PLN 28.4 thousand).

In 2020, enterprises employing up to 9 persons incurred total costs of PLN 387.9 billion, i.e. 5.5% more than in the previous year (in 2019, an increase of 13.0% was recorded y/y). The cost level indicator in microenterprises of Mazowieckie Voivodship amounted to 93.8% and increased by 2.5 pp compared to the previous year. In Poland, this indicator was at the level of 86.3%, while in the previous year it was 86.0%.

The gross financial result per microenterprise in 2020 reached PLN 61.4 thousand (PLN 80.4 thousand in 2019), which placed Mazowieckie in last place in the country, with the average for Poland amounting to PLN 87.3 thousand. The gross turnover profitability indicator was also less favourable than in 2019, which decreased from 8.7% to 6.2% in 2020, which placed Mazowieckie in last position among voivodships.

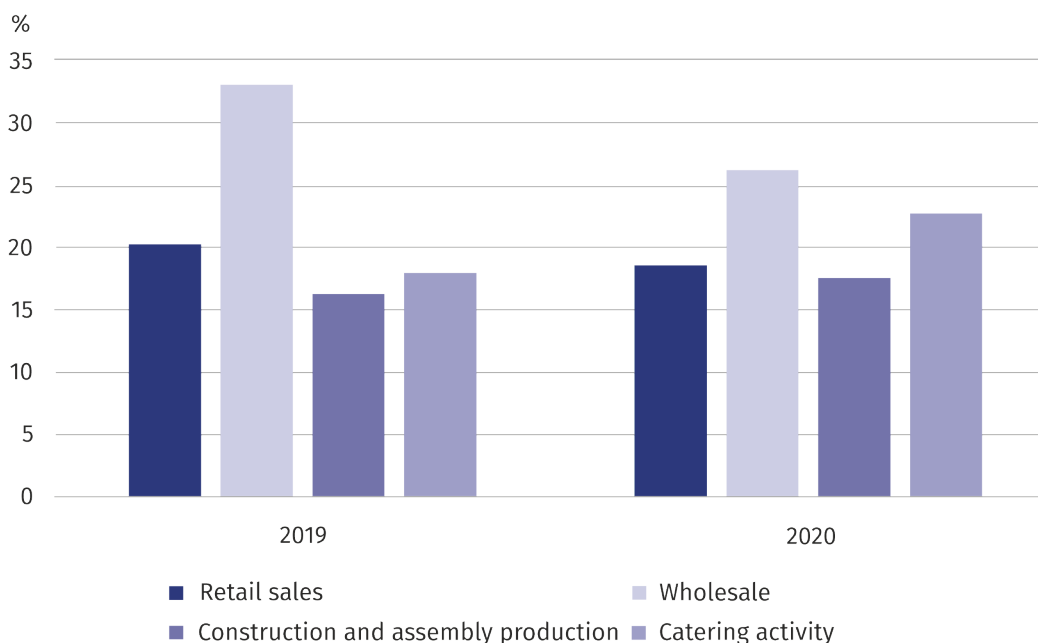
In 2020, microenterprises from Mazowieckie Voivodship generated 28.6% of total revenue obtained by domestic enterprises employing up to 9 persons

Compared to the previous year, total revenue of microenterprises in 2020 increased by 2.7%, while total costs increased by 5.5%

The gross financial result per microenterprise was lower by nearly ¼ compared to the previous year

### Retail sales, wholesale, construction and assembly production as well as revenue from catering activity of microenterprises

**Chart 5. Retail sales, wholesale, construction and assembly production as well as catering activity (Poland=100)**



In 2020, the value of retail sales of microenterprises decreased by 8.0% (compared to an increase of 12.9% in the previous year) to PLN 42.5 billion.

Wholesale of units employing up to 9 persons amounted to PLN 91.5 billion and decreased by 18.9% compared to 2019 (an increase of 26.7% was recorded the year before).

Microenterprises from Mazowieckie Voivodship had the 1st largest share in generating both retail sales and wholesale in total in the country (18.6% and 26.3%, respectively).

The value of construction and assembly production in 2020 amounted to PLN 20.0 billion and increased by 3.4% compared to 2019. Microenterprises from Mazowieckie Voivodship had the largest share (17.6%) in creating the value of construction and assembly production in the country.

The value of revenue from catering activity increased from PLN 3.8 billion in 2019 to PLN 4.1 billion in 2020, i.e. by 7.9%. In terms of catering activities, microenterprises from Mazowieckie Voivodship had the largest share in the domestic market, generating 22.8% of its value.

The value of retail sales and wholesale decreased year on year, while construction and assembly production and revenue from catering activities increased

**Table 1. Basic indicators characterising microenterprises**

SPECIFICATION		Microenterprises per 100 thousand population	Employed persons <sup>a</sup>	Average paid employment	Monthly gross wages and salaries per employed person in PLN
			per 1000 microenterprises		
POLAND	2019	5768	1910	669	3349
	<b>2020</b>	<b>5896</b>	<b>1896</b>	<b>670</b>	<b>3509</b>
Mazowieckie	2019	8055	1816	639	4355
	<b>2020</b>	<b>7697</b>	<b>1806</b>	<b>639</b>	<b>4861</b>

a As of 31 December.

**Table 2. Revenue, costs, retail sales, wholesale and construction and assembly production**

SPECIFICATION		Total revenue	Total costs	Retail sales	Wholesale	Construction and assembly production
		in million PLN				
POLAND	2019	1410453,9	1212524,7	227218,6	340372,3	118756,1
	<b>2020</b>	<b>1445162,4</b>	<b>1247811,1</b>	<b>228304,4</b>	<b>348231,2</b>	<b>113778,0</b>
Mazowieckie	2019	402608,7	367550,6	46203,7	112876,7	19388,2
	<b>2020</b>	<b>413584,5</b>	<b>387919,3</b>	<b>42515,0</b>	<b>91546,5</b>	<b>20039,8</b>

When quoting the data from the Statistics Poland, please do include information: "Data source Statistics Poland", while in case of publishing the calculations done with the use of the data published by Statistics Poland, please do include information: "Own elaboration based on the Statistics Poland data".

Prepared by:  
**Statistical Office in Warszawa**  
**Director Zofia Kozłowska**  
Tel: (+48 22) 464 23 15

Issued by:  
**Statistical Information Centre**  
**Marcin Kałuski**  
Tel: (+48 22) 464 20 91

**Press office**

Tel: (+48 22) 464 20 91

**e-mail: [m.kaluski@stat.gov.pl](mailto:m.kaluski@stat.gov.pl)**

-  [www.warszawa.stat.gov.pl/en/](http://www.warszawa.stat.gov.pl/en/)
-  [@WARSZAWA\\_STAT](https://twitter.com/WARSZAWA_STAT)
-  [@UrzadStatystycznyWarszawie](https://www.facebook.com/UrzadStatystycznyWarszawie)
-  [gus\\_stat](https://www.instagram.com/gus_stat)
-  [glownyurządstatystycznygus](https://www.youtube.com/glownyurządstatystycznygus)
-  [glownyurządstatystyczny](https://www.linkedin.com/glownyurządstatystyczny)

**Related information**

[Activity of enterprises with up to 9 persons employed in 2020](#)

[Methodological report. Non-financial enterprises surveys 2019](#)

**Data available in databases**

[Local Data Bank -> Population size](#)

**Terms used in official statistics**

[Average paid employment](#)

[Personal wages and salaries](#)

[Gross turnover profitability indicator](#)

[Total revenue](#)

[Total costs](#)

