

# Entities of the national economy in the REGON register in Mazowieckie Voivodship. As of the end of 2022

15 February 2023

↑ 104.4

Indices of entities of the national economy y/y

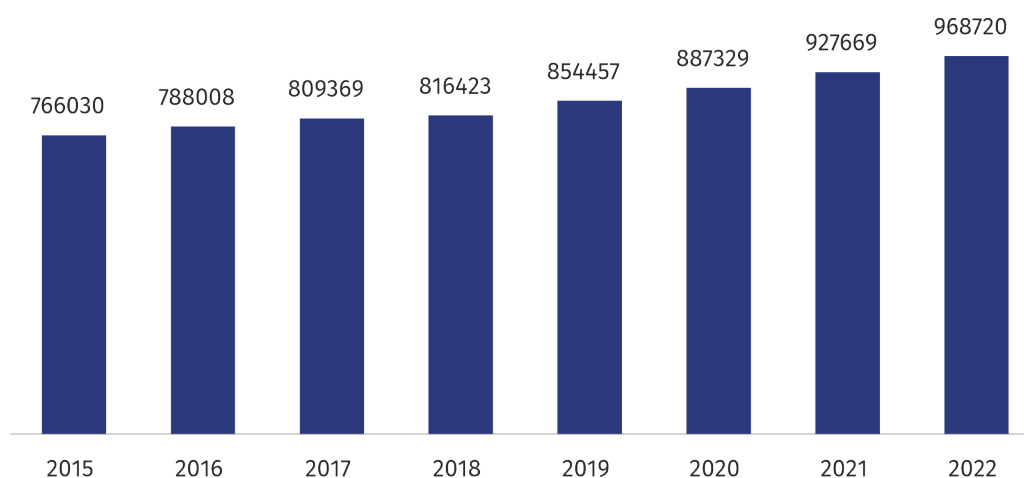
At the end of 2022, there were 968720 entities of the national economy registered, i.e. by 4.4% more than in the previous year. Over half of the units (54.2%) had their seat in m.st. Warszawa. The largest number of entities (20.0%) dealt with trade; repair of motor vehicles, however the highest increase as compared to 2021 occurred in the section of information and communication (by 16.3%).

## General characteristics of entities of the national economy

In Mazowieckie Voivodship at the end of December 2022, there were 968720 entities registered in the REGON register, i.e. 19.4% of the total entities registered in the country. Compared to the previous year, the number of entities in Mazowieckie Voivodship increased by 4.4%, and compared to 2015 it was higher by 26.5%.

Every fifth entity of the national economy in the REGON register was registered in Mazowieckie Voivodship

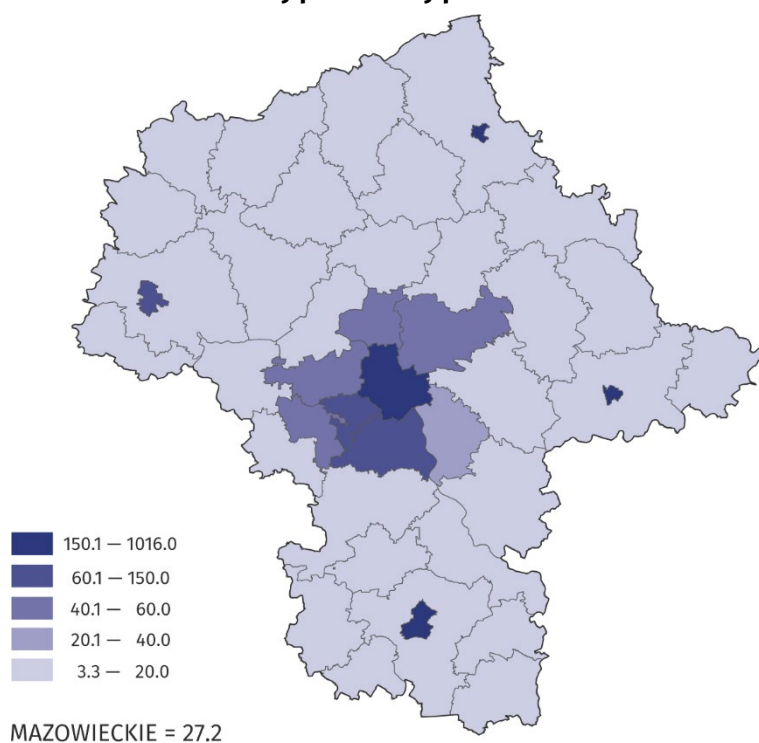
Chart 1. Entities of the national economy in the REGON register



Among powiats and cities with powiat status (except for m.st. Warszawa), the largest number of newly registered entities were in the powiats: piaseczyński (41885) – 4.3%, wołomiński (38220) – 3.9%, pruszkowski (33668) – 3.5%, and in Radom (25815) – 2.7%. While the smallest number of registered entities was in the powiats: łosicki (2536), zwoleński (2642), lipski (2922), żuromiński (2969), białobrzegi (3187), przysuski (3242).

The largest increase in the number of entities was in piaseczyński powiat (by 5.4%), węgrowski and m.st. Warszawa (by 5.3% each), warszawski zachodni (by 5.2%), legionowski (by 5.0%). The decline was not recorded in any powiat or city with powiat status.

**Map 1. Entities of the national economy per 1 km<sup>2</sup> by powiats in 2022**



The number of registered units per 1 km<sup>2</sup> was 16 times higher in warszawski stołeczny region than in mazowiecki regionalny

**Entities of the national economy by kind of conducted activity**

In Mazowieckie Voivodship at the end of December 2022, the most numerous group of entities represented units conducting activity in the field of: trade; repair of motor vehicles – 194163, professional, scientific and technical activity – 148178, construction – 100681 and information and communication – 83593. Compared to 2021, the number of entities increased, among others, in the sections: information and communication (by 16.3%), households employing workers and producing products for their own needs (by 11.1%), administrative and support service activities (by 7.2%), health care and social welfare (by 5.6%), education (by 5.4%), construction (by 5.2%). A decrease was recorded only in the section of financial and social security activity (by 0.2%).

Every fifth entity conducted activity in the field of trade; repair of motor vehicles

**Chart 2. Share of entities of the national economy by selected sections of PKD in 2022**



### Entities of the national economy by legal status

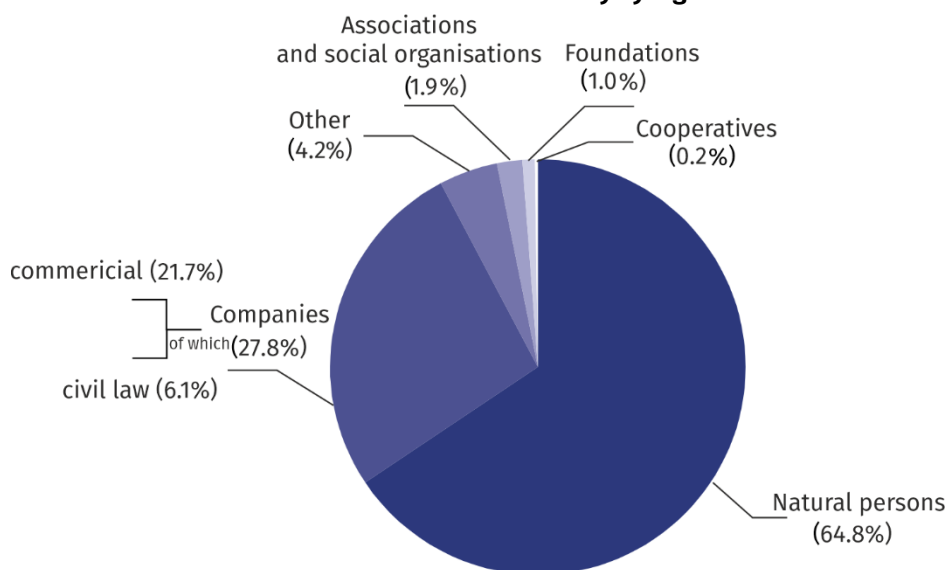
As in 2021, the vast majority, that is 909049, i.e. 93.8% of the total number of entities were private sector entities. Among entities of this sector, 69.1% represented natural persons conducting economic activity, primarily: in trade; repair of motor vehicles (121211 entities), professional, scientific and technical activities (106450 entities) and in construction (72986 entities).

There were 12435 public sector entities registered in the REGON register, which belonged mainly to the education section (4742 entities) and real estate activities (2658 entities).

The REGON register also includes entities for which the information on the form of ownership does not exist.

Public sector entities accounted for only 1.3% of total units in the Voivodship

**Chart 3. Structure of entities of the national economy by legal status in 2022**



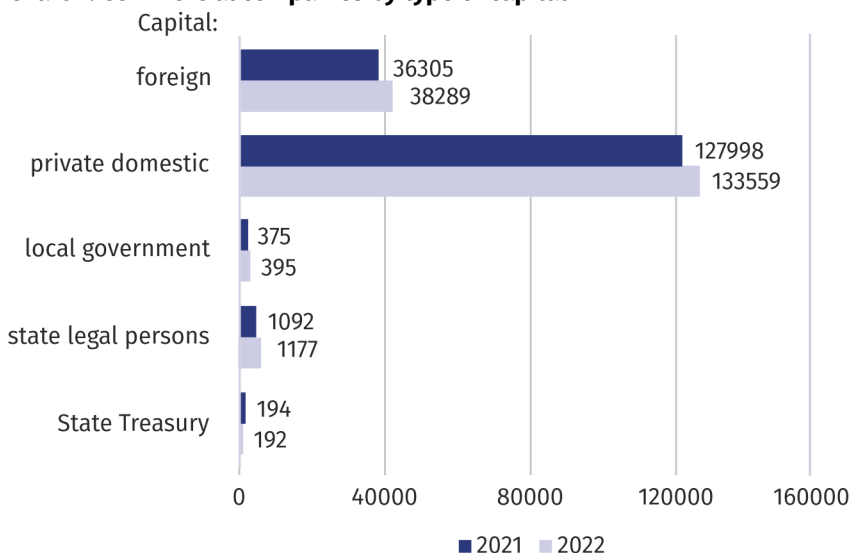
At the end of December 2022, there were 627767 natural persons conducting economic activity registered in the REGON register, i.e. by 4.2% more than in the previous year. In the territorial cross-section, the highest increase took place in the following powiats: warszawski zachodni and piaseczyński (by 6.0% each), płocki (by 5.1%), grodziski (by 5.0%). The decline in the number of natural persons was not recorded in Radom (by 0.1%).

The highest share of natural persons in the total number of entities was in the powiats: radomski (84.3%), zwoleński (84.2%), while the lowest in m.st. Warszawa (54.7%) and piaseczyński powiat (67.5%).

The number of registered commercial companies (210082) accounted for 33.3% of total commercial companies registered in the country. Over the year their number in the Voivodship increased by 6.9%, and the largest increase was recorded in the powiats: węgrowski (by 46.6%), ostrołęcki (by 24.5%), nowodworski and garwoliński (by 12.7% each). The decrease in the number of commercial companies was recorded in białobrzzeski powiat (by 1.9%).

The vast majority of commercial companies were capital commercial companies (90.6%) and they were mainly limited liability companies (88.5%). Out of partnerships (9.4%) the most popular legal status were limited partnerships (5.1% of total commercial companies) and unlimited partnerships (3.3%).

Among commercial companies by type of capital, the highest increase compared to 2021 (by 7.8%) was recorded in companies with domestic private capital.

**Chart 4. Commercial companies by type of capital**

Activity of commercial companies concentrated primarily in the sections: trade; repair of motor vehicles (23.0%), professional, scientific and technical activities (16.3%), construction (10.7%), industry (9.3%), and information and communication (9.2%).

At the end of December 2022, the number of registered commercial companies amounted to 59233, i.e. by 0.1% more than a year before. The highest increase was recorded in the powiats: legionowski (by 6.8%), białobrzegi (by 2.4%), kozienicki (by 2.0%), nowodworski (by 1.6%), węgrowski and wołomiński (by 1.5% each). Whereas the highest drop was recorded in łosicki powiat (by 5.1%). Commercial companies concentrated their activities primarily in the sections: trade; repair of motor vehicles (40.2%), industry (11.7%) and professional, scientific and technical activities (10.3%).

As of 31 December 2022, there were 18221 associations and social organisations registered, which means an increase by 3.7% as compared to the previous year. The highest increase was recorded in the powiats: zwoleński (a 7.5% increase), wyszkowski (by 7.0%), Ostrołęka (by 6.1%), nowodworski (by 5.7%), płoński and szydłowiecki (by 5.3% each). Whereas the decrease in the number of associations and social organisations applied to sokołowski and lipski powiat (less by 0.5% and 0.8%, respectively).

The increase was also recorded in the number of registered foundations (7.9% in annual terms) and at the end of December 2022 it amounted to 10138. The highest increase was recorded in m.st. Warszawa (by 577 foundations), in Radom and wołomiński powiat – by 14 each, in piaseczyński and warszawski zachodni powiat by 11 foundations each. The decline in the number of foundations was recorded in wyszkowski powiat – fewer by 1.

There were 1762 cooperatives registered in Mazowieckie Voivodship, i.e. less by 1.2% compared to the previous year. The highest decrease concerned the powiats: grójecki (by 10.3%), szydłowiecki (by 10.0%), przasnyski (by 9.5%), zwoleński (by 7.7%). The increase was recorded in the powiats: przysuski (by 5.6%) and legionowski (by 5.3%). The above legal status was usually chosen by units conducting activity in the field of real estate activities – they accounted for 50.7% of total cooperatives.

At the end of December 2022, 9 state-owned enterprises were registered in the REGON register – which was by 2 units fewer compared to the previous year. Out of these enterprises, the largest number of units dealt with industry (33.3%).

## Entities of the national economy by the number of employed persons

In Mazowieckie Voivodship, entities belonging to the group of micro enterprises (which at the moment of entering the REGON register provided for employment of up to 9 persons) prevailed, and accounted for 97.0% of total registered units.

The share of small entities (with expected number of 10 to 49 employed persons) amounted to 2.4%, and medium-sized enterprises (expected number of 50 to 249 employed persons) and large (expected number of 250 and more employed persons) amounted to 0.5% and 0.1%, respectively.

Micro enterprises most often conducted activity in the following sections: trade; repair of motor vehicles, professional, scientific and technical activity and construction.

In the group of small entities, except for trade; repair of motor vehicles dominated also units dealing with industry and education.

Among medium entities, the following sections prevailed: education, industry and trade; repair of motor vehicles.

In the case of large entities, the highest share concerned the following sections: industry, trade; repair of motor vehicles and public administration and defence; compulsory social security.

## Entities of the national economy newly registered and removed from the register

In 2022, there were 78652 new entities of the national economy registered in the REGON register, i.e. by 11.2% more than in the previous year. Natural persons conducting economic activity accounted for 71.1% of total new entities, while the share of companies amounted to 25.1%. Most new units were created in Warszawa (45339) and in the following powiats: piaseczyński (3197), wołomiński (3111), pruszkowski (2330). Whereas the fewest new units were created in the following powiats: lipski and łosicki (by 177 and 179 each, respectively).

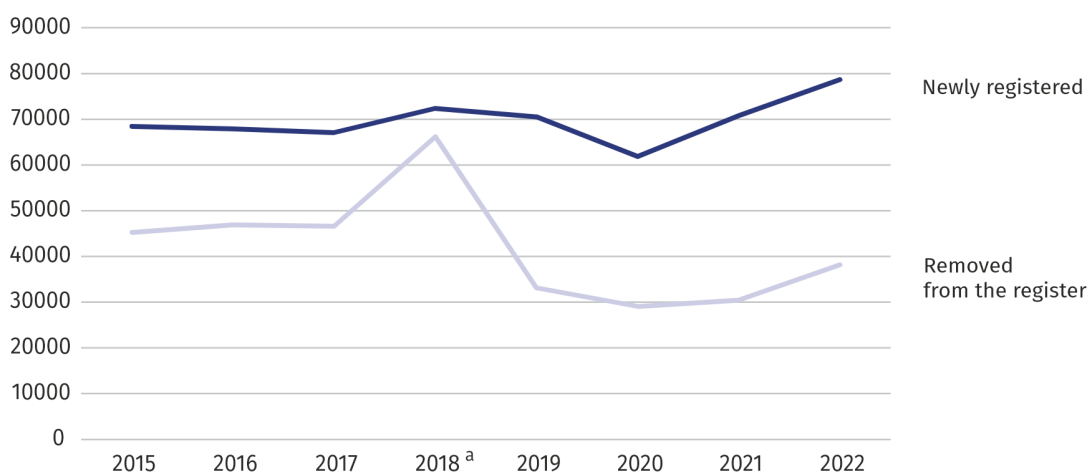
During the year, 38145 entities were removed from the REGON register (by 25.4% more than throughout 2021) and they were mainly natural persons conducting economic activity (81.6%). Most units were removed from the register in m.st Warszawa (18035), wołomiński (1713), piaseczyński powiat (1598), Radom (1544). Whereas the fewest removals were recorded in the following powiats: łosicki (85), lipski (106), białobrzeski (131).

97.0% of total entities accounted for micro enterprises (employing up to 9 persons)

In Mazowieckie Voivodship in 2022, there were 48 liquidated entities per every 100 newly registered entities

### Chart 5. Entities of the national economy newly registered and removed from the register

absolute numbers



<sup>a</sup> The increase in the number of entities deregistered in 2018 was affected by the update of the REGON register based on information about deceased persons obtained from the PESEL register and an update based on information from the National Court Register on entities deleted from the National Court Register.

In 2022, the indicator measured by the ratio of the number of units removed from the register to the number of newly registered units in the Voivodship amounted to 48.5%. The highest value of this indicator was recorded in Radom (86.1%), Ostrołęka (77.7%), ciechanowski powiat (75.7%), gostyniński (73.0%), Płock (71,9). The lowest value was recorded in m.st. Warszawa (39.8%), in węgrowski powiat (43.5%), łosicki powiat (47.5%), piaseczyński (50.0%), płocki powiat (53.4%). In monthly terms (as at the end of the month), the largest number of new registrations was in March (7653) and in September (7389), while the lowest number of new entities were registered in July (5738) and December (5962). The largest number of removals from the REGON register in 2022 occurred at the beginning of the year, i.e. in April (4796), and in January (4003) and at the end of the year, i.e. in October (3117), while the lowest number was observed in July (2349) and August (2385).

**Chart 6. Entities newly registered and removed from the REGON register in 2022**

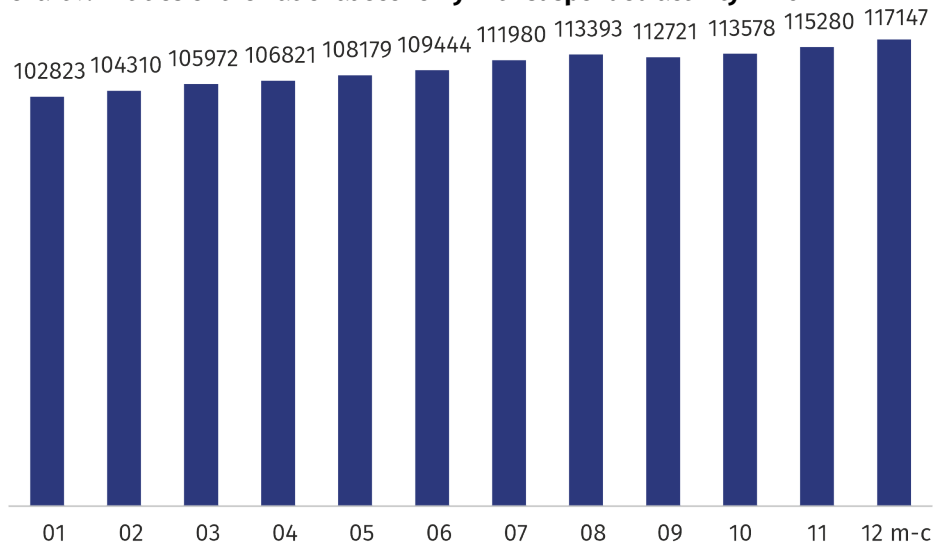
absolute numbers



**Entities of the national economy with suspended activity**

The number of entities with suspended activity per year was higher by 18312 units, i.e. by 18.5%, and at the end of December 2022 and amounted to 117147. The vast majority of these entities (90.3%) were natural persons conducting economic activity. In monthly terms, the largest number of suspended activity in the REGON register occurred in the last months of the year: in December (117147), November (115280) and October (113578), and the lowest in January (102823).

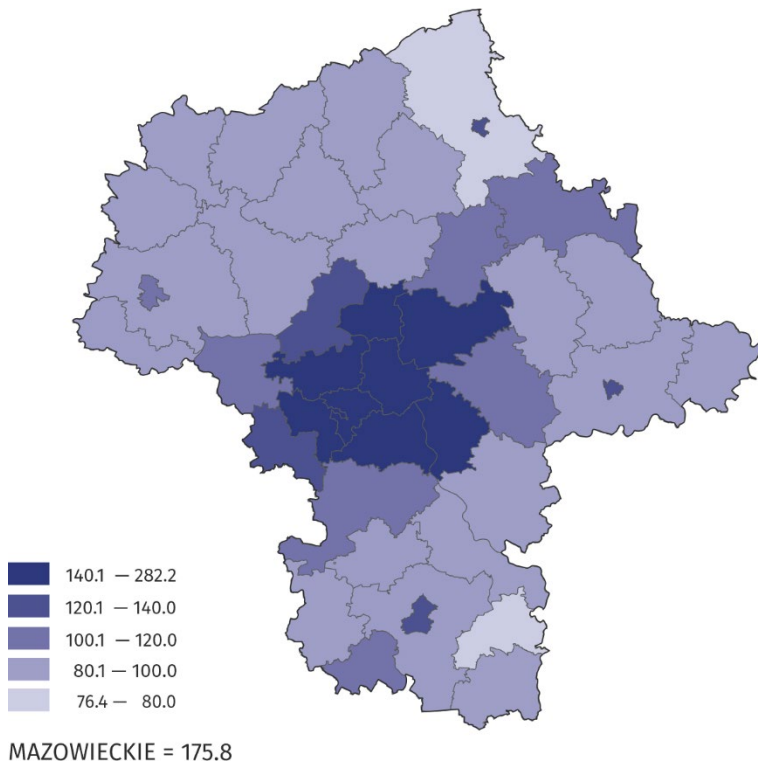
**Chart 7. Entities of the national economy with suspended activity in 2022**



## Entities of the national economy per 1000 population <sup>1</sup>

In 2022, in Mazowieckie Voivodship there were 175.8 entities of the national economy registered in the REGON register per 1000 population. The highest values of this rate concerned m.st. Warszawa (282.2) and the following powiats: piaseczyński (198.8), pruszkowski (189.5), warszawski zachodni (181.3). While the lowest rates of intensity were recorded in the following powiats: zwoleński (76.4), ostrołęcki (79.2), kozinicki (80.3), żuromiński (82.3).

**Map 2. Entities of the national economy per 1000 population in 2022**



Per 1000 inhabitants, the number of registered entities was more than twice as high in warszawski stołeczny than in mazowiecki regionalny region

In the case of quoting data from the Statistics Poland, please provide information “Statistics Poland data source”, and in the case of publishing calculations made on data published by the Statistics Poland, provide information: “Own study on Statistics Poland data.”

<sup>1</sup> Population as of 30 June 2022





Prepared by:  
**Statistical Office in Warszawa**  
**Acting Director Agnieszka Ajdyn**  
Tel: (+48 22) 464 23 15

Issued by:  
**Statistical Information Centre**  
**Marcin Kałuski**  
Tel: (+48 22) 464 20 91

**Press office**

Tel: (+48 22) 464 20 91

**e-mail: [m.kaluski@stat.gov.pl](mailto:m.kaluski@stat.gov.pl)**

-  <https://warszawa.stat.gov.pl/en/>
-  [@Warszawa\\_STAT](https://twitter.com/Warszawa_STAT)
-  [@Urzad SatystycznyWarszawa](https://www.facebook.com/@UrzadSatystycznyWarszawa)
-  [gus.stat](https://www.instagram.com/gus.stat)
-  [glownyurządstatystycznygus](https://www.youtube.com/glownyurządstatystycznygus)
-  [glownyurządstatystyczny](https://www.linkedin.com/company/glownyurządstatystyczny)

**Related information**

[Structural changes of groups of entities of the national economy registered in the REGON register, 2021](#)

**Data available in databases**

[Local Data Bank Entities](#)

[Number of entities in the REGON register \(tables\)](#)

**Terms used in official statistics**

[Entities of the national economy](#)

[Private sector](#)

[Public sector](#)

[Natural person conducting economic activity](#)

