

# Entities of the national economy in the REGON register in Mazowieckie Voivodship. As of the end of 2020.

15 February 2021

↑ 103.8

Dynamics of entities of the national economy

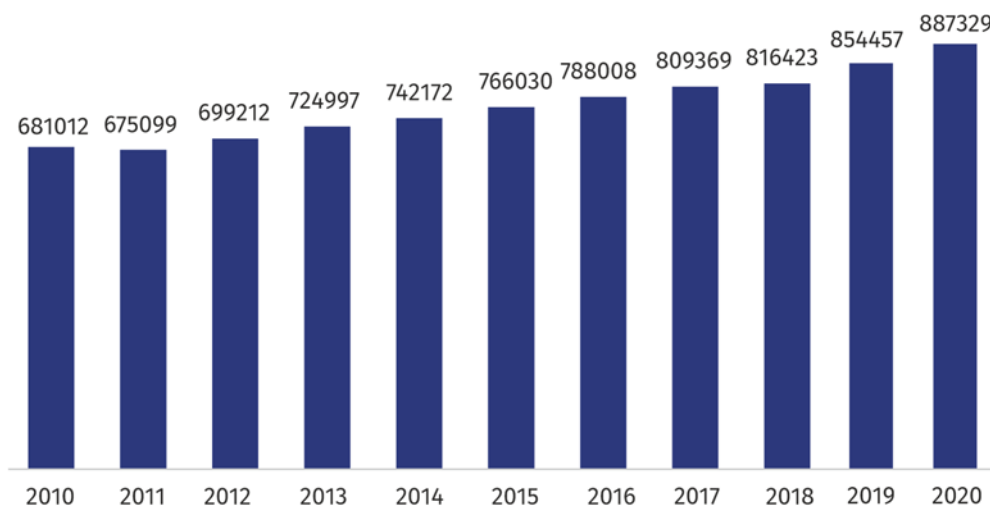
At the end of 2020, there were 887329 entities of the national economy registered, i.e. by 3.8% more than in the previous year. Over half of the units (53.6%) had their seat in m.st. Warszawa. The largest number of entities (21.4%) dealt with trade; repair of motor vehicles, however the highest increase as compared to 2019 occurred in the section of information and communication (by 8.0%).

## General characteristics of entities of the national economy

In Mazowieckie Voivodship at the end of December 2020, there were 887329 entities registered in the REGON register, i.e. 19.0% of the total entities registered in the country. Compared to the previous year, the number of entities in Mazowieckie Voivodship increased by 3.8%, and compared to 2010 it was higher by 30.3%.

Every fifth entity of the national economy in the REGON register was registered in Mazowieckie Voivodship

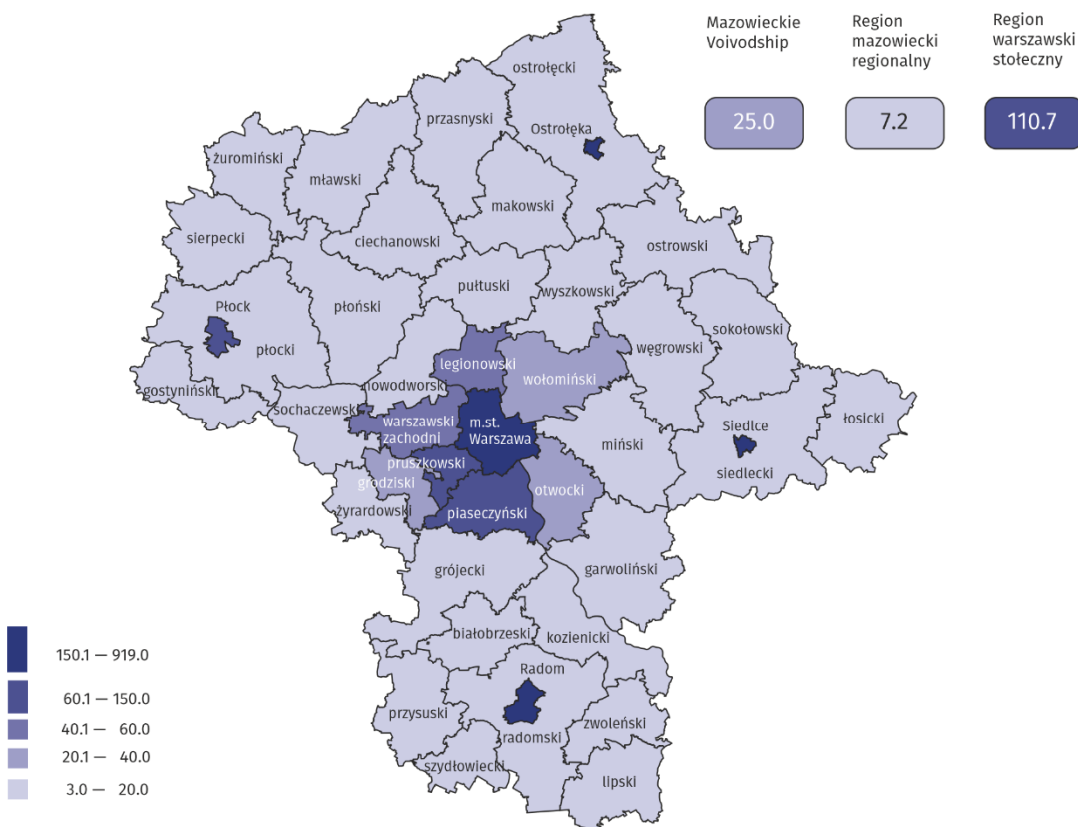
Chart 1. Entities of the national economy in the REGON register in 2010–2020



Among powiats and cities with powiat status, the largest number of newly registered entities (except for m.st. Warszawa) were in the powiats: piaseczyński (37762) – 4.3%, wołomiński (34665) – 3.9%, pruszkowski (31153) – 3.5%, and in Radom (25069) – 2.8%. While the smallest number of registered entities was in the powiats: łosicki (2439), zwoleński (2453), lipski (2760), żuromiński (2856), białobrzegi (2980) and przysuski (3072) – by 0.3% each.

The largest increase in the number of entities was in szydłowiecki (by 6.2%), sierpecki (by 4.9%), legionowski (by 4.7%), grodziski and płocki (by 4.6% each). The decline was not recorded in any powiat or city with powiat status.

**Map 1. Entities of the national economy per 1 km<sup>2</sup> by powiats in 2020**



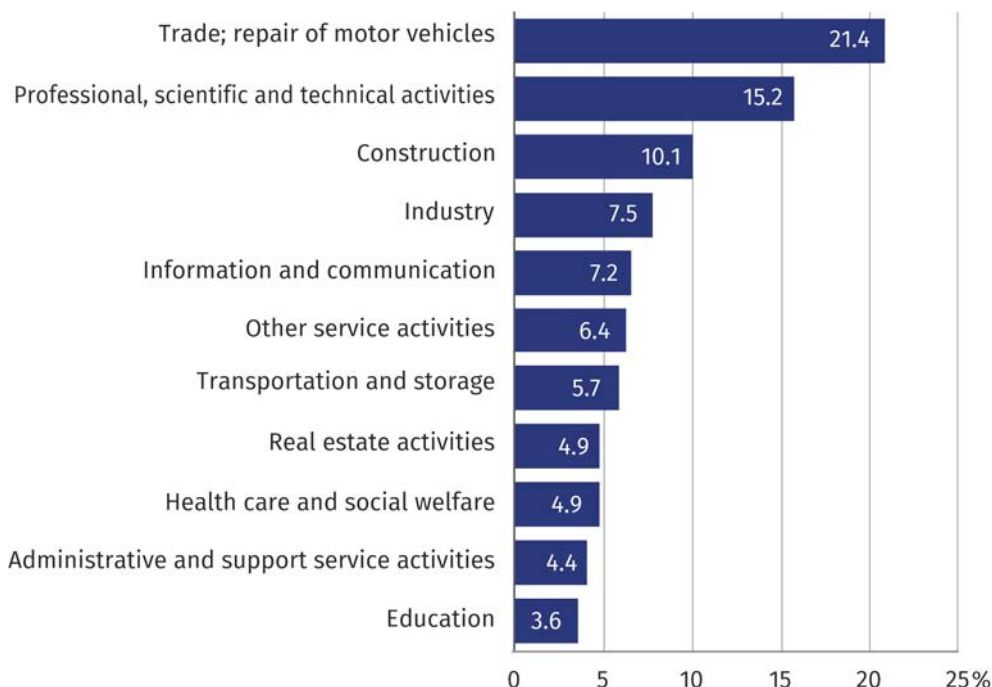
The number of registered units per 1 km<sup>2</sup> was 15 times higher in warszawski stoleczny region than in mazowiecki regionalny

**Entities of the national economy by kind of conducted activity**

In Mazowieckie Voivodship at the end of December 2020, the most numerous group of entities represented units conducting activity in the field of: trade; repair of motor vehicles – 189453, professional, scientific and technical activity – 134572, construction – 90034 and industry – 66987. Compared to 2019, the number of entities increased, among others, in the sections: information and communication (by 8.0%), administrative and support service activities (by 7.1%), construction (by 6.3%), accommodation and catering (by 5.6%), arts, entertainment and recreation (by 5.3%). A decrease was recorded only in the agriculture, forestry and fishing section (by 0.5%).

Every fourth entity conducted activity in the field of trade; repair of motor vehicles

**Chart 2. Share of entities of the national economy by selected sections of PKD (Nace Rev.) in 2020**



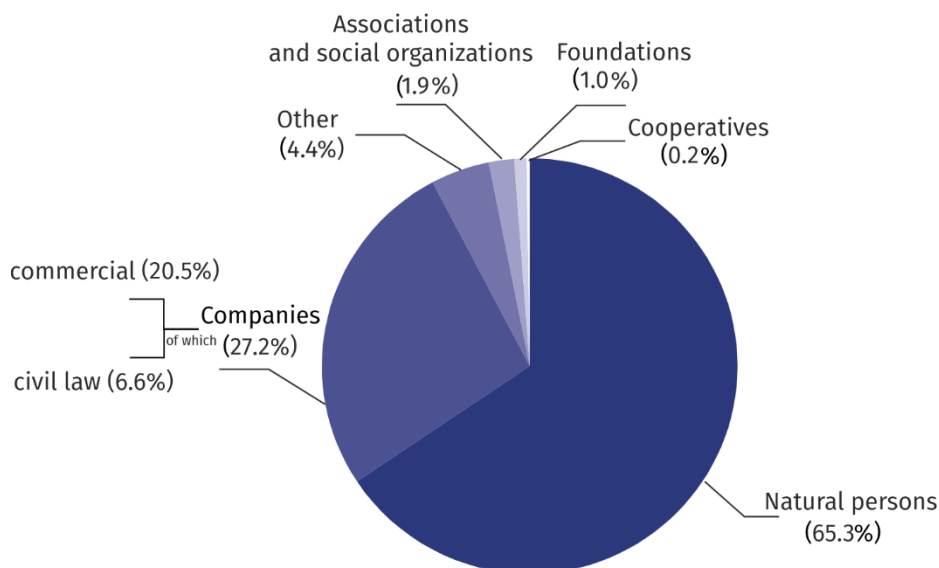
### Entities of the national economy by legal status

As in 2019, the vast majority, that is 840461, i.e. 94.7% of the total number of entities were private sector entities. Among entities of this sector, 68.9% represented natural persons conducting economic activity, primarily: in trade; repair of motor vehicles (120830 entities), professional, scientific and technical activities (96438 entities) and in construction (66469 entities).

There were 12180 public sector entities registered in the REGON register, which belonged mainly to the education section (4723 entities) and real estate activities (2636 entities).

Public sector entities accounted for only 1.4% of total units in the voivodship

**Chart 3. Structure of entities of the national economy by legal status in 2020**



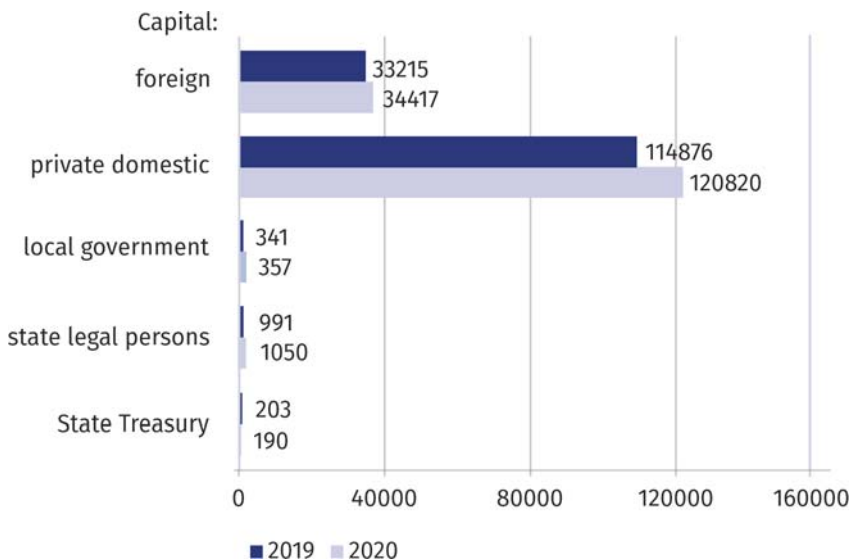
At the end of December 2020, there were 579055 natural persons conducting economic activity registered in the REGON register, i.e. by 3.5% more than in the previous year. In the territorial cross-section, the highest increase took place in the following powiats: szydłowiecki (by 7.0%), sierpecki (by 5.3%), plocki, piaseczyński and przysuski (by 5.0% each). The decline in the number of natural persons was not recorded in any powiat or city with powiat status.

The highest share of natural persons in the total number of entities was in the powiats: zwoleński and radomski (83.9%), while the lowest in m.st. Warszawa (55.2%) and piaseczyński powiat (66.8%).

The number of registered commercial companies (181948) accounted for 33.0% of total commercial companies registered in the country. Over the year their number in the voivodship increased by 6.7%, and the largest increase was recorded in the powiats: ostrołęcki (by 13.8%), zwoleński (by 11.8%), legionowski (by 11.1%) and gostyniński (by 10.6%). Whereas the decrease in the number of commercial companies (by 4.5%) was recorded in kozienicki powiat.

The vast majority of commercial companies were capital commercial companies (88.7%) and they were mainly limited liability companies (86.5%). Out of partnerships (11.3%) the most popular legal status were limited partnerships (6.6% of total commercial companies) and unlimited partnerships (3.6%).

**Chart 4. Commercial companies by type of capital**



Activity of commercial companies concentrated primarily in the sections: trade; repair of motor vehicles (24.1%), professional, scientific and technical activities (16.8%), construction (10.2%), industry (9.3%) and information and communication (9.2%).

At the end of December 2020, the number of registered commercial companies amounted to 58864, i.e. by 0.4% more than a year before. The highest increase was recorded in the powiats: węgrowski (by 3.2%), przasnyski (by 2.9%), wołomiński (by 2.7%) and białobrzegi, kozienicki and łosicki (by 2.6% each). Whereas the highest drop was recorded in sierpecki powiat (by 1.6%). Commercial companies concentrated their activities primarily in the sections: trade; repair of motor vehicles (40.7%), industry (11.9%) and professional, scientific and technical activities (10.4%).

As of 31 December 2020, there were 17035 associations and social organizations registered, which means an increase by 2.7% as compared to the previous year. The highest increase was recorded in the powiats: piaseczyński (a 7.1% increase), szydłowiecki (5.9%), ciechanowski (by 5.7%), nowodworski and płoński (by 5.2% each). Whereas the decrease in the number of associations and social organizations applied only to zwoleniński and łosicki powiat (fewer by 1.3% and 0.9%, respectively).

The increase was also recorded in the number of registered foundations (5.3% in annual terms) and at the end of December 2020 it amounted to 8930. The highest increase was recorded in m.st. Warszawa by 333 foundations, in the powiats: piaseczyński – by 15, przuskowski – by 14. On the other hand, a decline in the number of foundations was recorded in szydłowiecki powiat – fewer by 1.

There were 1798 cooperatives registered in Mazowieckie Voivodship, i.e. less by 1.0% compared to the previous year. The highest decrease concerned the powiats: sokołowski (by 10.5%), Siedlce (by 9.1%), ostrołęcki (by 8.3%), żuromiński (by 7.1%). The increase was recorded in Płock (by 9.4%) and in the powiats: przuskowski (by 4.0%) and piaseczyński (by 2.3%). The above legal status was usually chosen by units conducting activity in the field of real estate activities – they accounted for 49.9% of total cooperatives.

At the end of December 2020, 12 state-owned enterprises were registered in the REGON register, which was the same as in the previous year. Out of these enterprises, the largest number of units dealt with industry (50.0%).

#### **Entities of the national economy by the number of employed persons**

In Mazowieckie Voivodship, entities belonging to the group of micro enterprises (which at the moment of entering the REGON register provided for employment of up to 9 persons) prevailed, and accounted for 96.6% of total registered units.

The share of small entities (with expected number of 10 to 49 employed persons) amounted to 2.7%, and medium-sized enterprises (expected number of 50 to 249 employed persons) and

96.6% of total entities accounted for micro enterprises (employing up to 9 persons)

large (expected number of 250 and more employed persons) amounted to 0.5% and 0.1%, respectively.

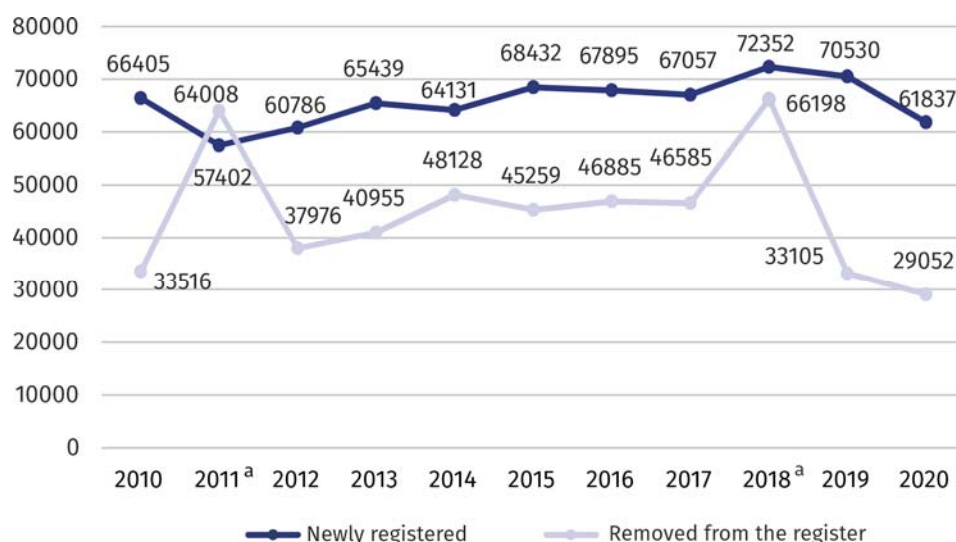
Micro enterprises most often conducted activity in the following sections: trade; repair of motor vehicles, professional, scientific and technical activity and construction. In the group of small entities, except for trade; repair of motor vehicles dominated also units dealing with industry and education. Among medium entities, the following sections prevailed: education, industry and trade; repair of motor vehicles. In the case of large entities, the highest share concerned the following sections: industry, public administration and defence; compulsory social security and trade; repair of motor vehicles.

### Entities of the national economy newly registered and deregistered

As of the end of 2020, there were 61837 new entities of the national economy registered in the REGON register, i.e. by 12.3% less than in the previous year. Natural persons conducting economic activity accounted for 70.8% of total new entities, while the share of companies amounted to 25.3%. Most new units were created in Warszawa (32805) and in the following powiats: piaseczyński (2515), wołomiński (2479), and pruszkowski (1934). Whereas the fewest new units were created in the following powiats: łosicki (150), lipski (160) and zwoleński (185).

In 2020, there were 47 liquidated entities per every 100 newly registered entities, while this rate was higher in mazowiecki regionalny region than in warszawski stołeczny – it was respectively 55 and 44

**Chart 5. Entities of the national economy newly registered and removed from the register in 2010–2020**



<sup>a</sup> The increase in the number of entities deregistered in 2011 and 2018 was affected by the update of the REGON register based on information about deceased persons obtained from the PESEL register and an update based on information from the National Court Register on entities deleted from the National Court Register.

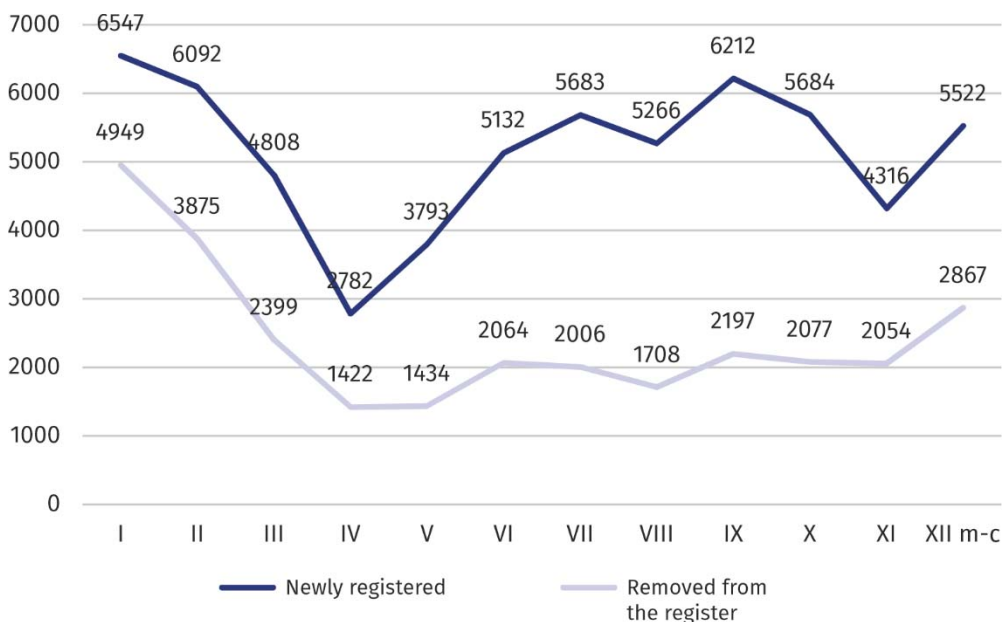
During the year, 29052 entities were removed from the REGON register (by 12.2% less than throughout 2019) and they were mainly natural persons conducting economic activity (82.4%). Most units were removed from the register in m.st Warszawa (13488), piaseczyński powiat (1312), wołomiński (1300), Radom (1132), pruszkowski powiat (1002). Whereas the fewest removals were recorded in the following powiats: lipski (88), białobrzeski and łosicki – by 99 each.

The number of entities with suspended activity at the end of December 2020 amounted to 90266, i.e. by 16.4% more than a year before. The vast majority of these entities (90.6%) accounted for natural persons conducting economic activity.

In 2020, the indicator measured by the ratio of the number of units removed from the register to the number of newly registered units in the voivodship amounted to 47.0%. The highest value of this indicator was recorded in Radom (69.6%), Płock (66.7%), łosicki powiat (65.3%). The lowest value was recorded in m.st. Warszawa (41.4%), siedlecki powiat (41.7%), wyszkowski (43.2%), nowodworski (43.2%), przysuski (44.4%).

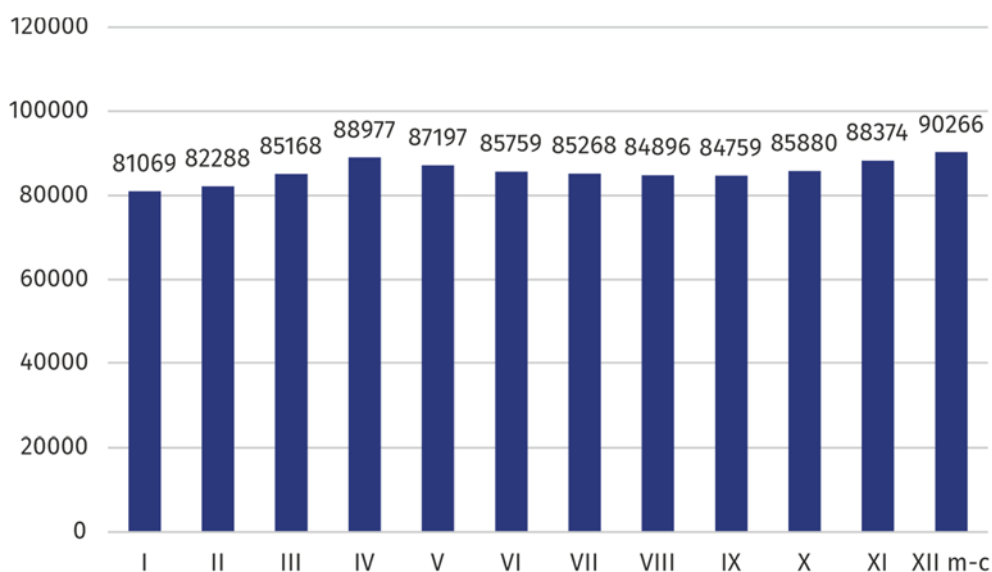
In monthly terms (as at the end of the month), the lowest number of new registrations was in April (2782) and in May (3793), with the deepest drop in the number of these entities in April (3765 new entities less than in January 2020), which could have been caused by the COVID-19 pandemic situation. The units that deleted their company from the register of economic activities took a decisive step. The largest number of deletions from the REGON register occurred in January (4949), February (3875) and December (2867).

**Chart 6. Entities of the national economy newly registered and removed from the REGON register (as of end of month)**



The number of entities with suspended operations in 2020 was higher by 12694 units. In monthly terms, the largest number of suspended activities in the REGON register occurred in December (90266), April (88,977) and in November and May (88374 and 87197, respectively), which could have been caused by a pandemic situation.

**Chart 7. Entities of the national economy with suspended activity (as of end of month)**

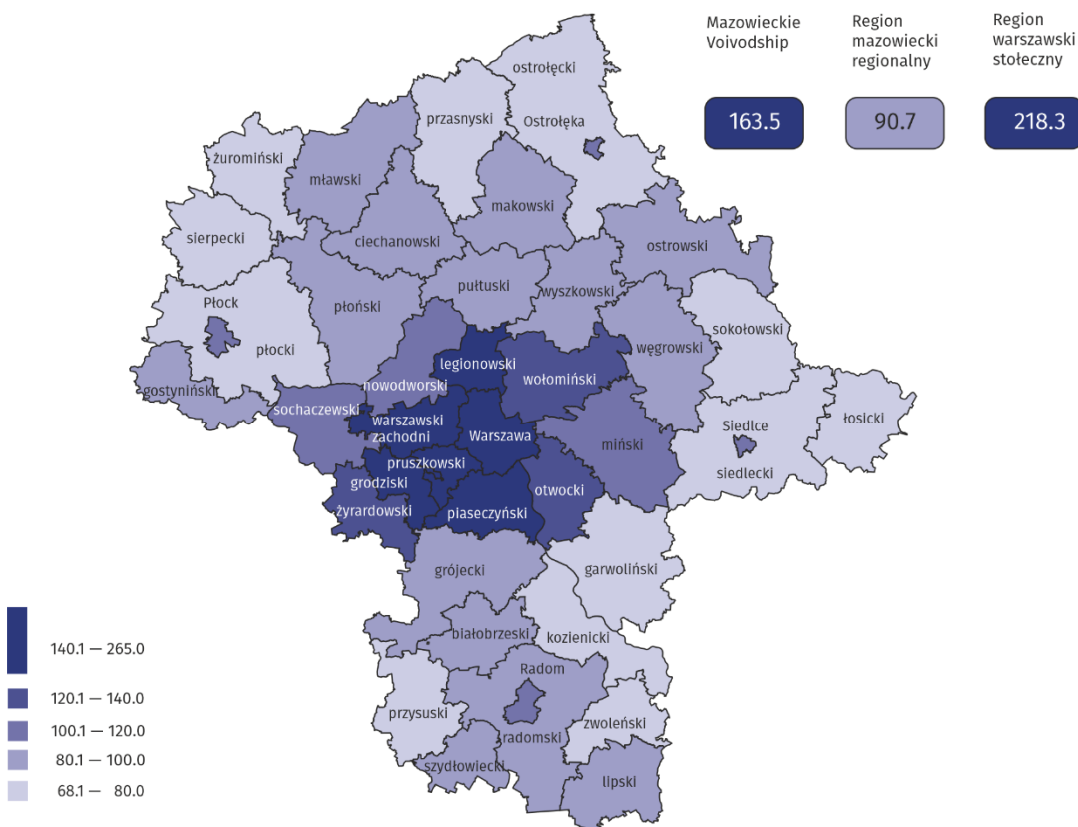


## Entities of the national economy per 1000 population<sup>1</sup>

In 2020, in Mazowieckie Voivodship there were 163.5 entities of the national economy registered in the REGON register per 1000 population. The highest values of this rate concerned m.st. Warszawa (265.0) and the following powiats: piaseczyński (199.3), pruszkowski (187.2), warszawski zachodni (181.2). While the lowest rates of intensity were recorded in the following powiats: zwoleński (68.1), ostrołęcki (71.3), sierpecki (73.6) and kozienicki (73.7).

The number of registered entities per 1000 residents was nearly 2 times higher in warszawski stołeczny region than in mazowiecki regionalny

**Map 2. Entities of the national economy per 1000 population in 2020**



In the case of quoting data from the Statistics Poland, please provide information “Statistics Poland data source”, and in the case of publishing calculations made on data published by the Statistics Poland, provide information: “Own study on Statistics Poland data”.

<sup>1</sup> Population as of 30th June 2019

Prepared by:  
**Statistical Office in Warszawa**  
**Director Zofia Kozłowska**  
Tel.: (+48 22) 464 23 15

Issued by:  
**Statistical Information Centre**  
**Marcin Kałuski**  
Tel: (+48 22) 464 20 91  
e-mail: [m.kaluski@stat.gov.pl](mailto:m.kaluski@stat.gov.pl)

**Press office**

Tel.: (+48 22) 464 20 91

e-mail: [m.kaluski@stat.gov.pl](mailto:m.kaluski@stat.gov.pl)



[warszawa.stat.gov.pl/en/](http://warszawa.stat.gov.pl/en/)



[@Warszawa\\_STAT](https://twitter.com/Warszawa_STAT)

**Related information**

[Structural changes of group of the national economy entities in the REGON register, 2019](#)

**Data available in databases**

[Local Data Bank – Entities](#)

[Number of entities in the REGON register \(tables\)](#)

**Terms used in official statistics**

[Entities of the national economy](#)

[Private sector](#)

[Public sector](#)

[Natural person](#)

