

Entities of the national economy in the REGON register in Mazowieckie voivodship. As of the end of 2018

15.02.2019

↑ 100.9

Indices of entities of the national economy

At the end of 2018, there were 816423 entities of the national economy registered, i.e. by 0.9% more than in the previous year. Over half of the units (53.1%) had their seat in the Capital City of Warsaw. The largest number of entities (22.7%) dealt with trade; repair of motor vehicles, however the highest increase as compared to 2017 occurred in the section of information and communication (by 8.1%). Throughout 2018, there were 91 liquidated entities per every 100 newly registered entities.

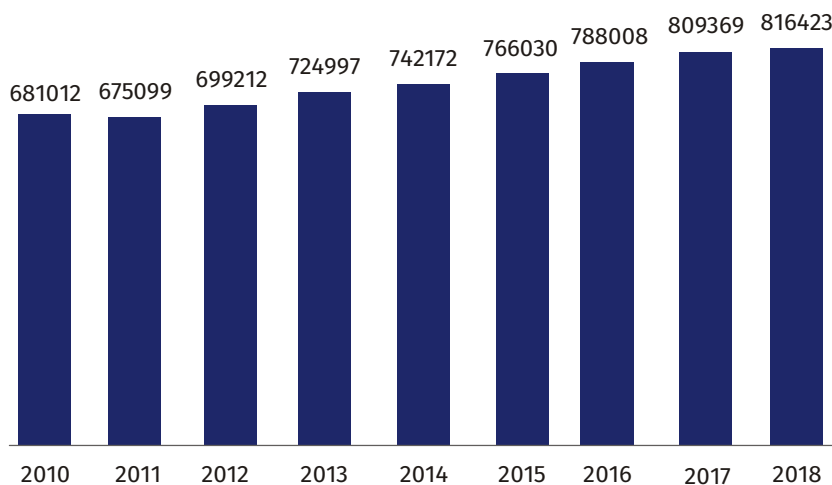
2018 was another year in which an increase in the number of entities of the national economy was recorded in the REGON register

General characteristics of entities of the national economy

In Mazowieckie voivodship at the end of December 2018, there were 816423 entities registered in the REGON register, i.e. 18.7% of the total entities registered in the country. Compared to the previous year, the number of entities in Mazowieckie voivodship increased by 0.9%, and compared to 2010 it was higher by 19.9%.

Every fifth entity of the national economy in the REGON register was registered in Mazowieckie voivodship

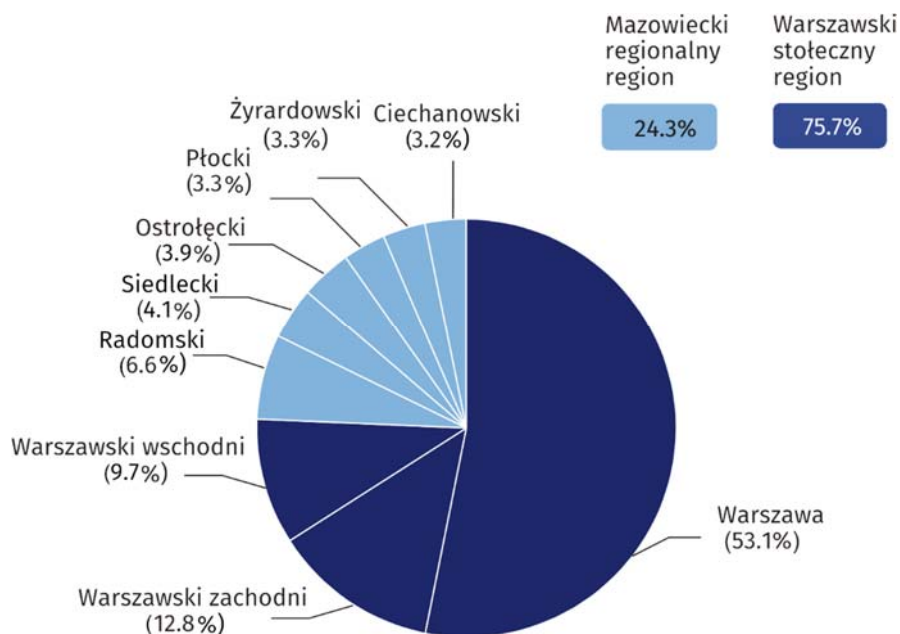
Chart 1. Entities of the national economy in the REGON register in 2010–2018



Out of entities of the national economy registered in Mazowieckie voivodship, over half had their seat in the territory of Warszawa subregion (433823), and 22.5% of units were located in the subregions bordering with it (warszawski zachodni – 104620 and warszawski wschodni – 79360). The smallest number of entities occurred in ciechanowski subregion (26110) – where the share of units amounted to 3.2% of the total in the voivodship.

As many as 3/4 of units registered in the voivodship had their headquarters in the territory of mazowiecki stołeczny region

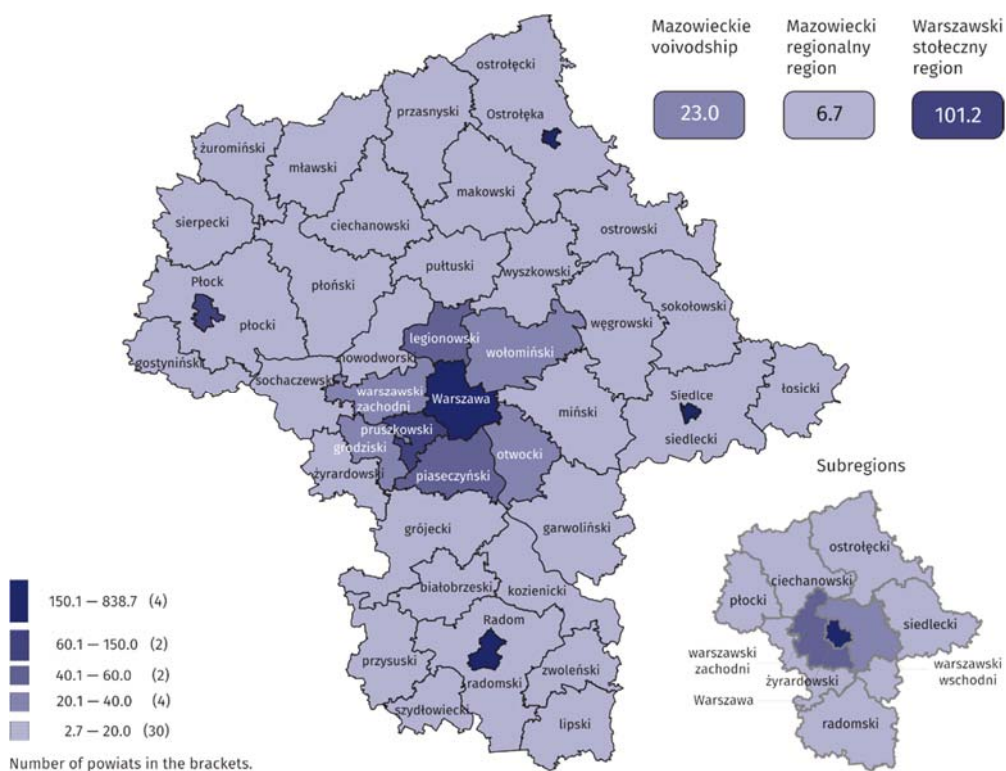
Chart 2. Structure of entities of the national economy by regions and subregions in 2018



Among powiats and cities with powiat status, the largest number of newly registered entities (except for the Capital City of Warsaw) were in the powiats: piaseczyński (34621) – 4.2%, wołomiński (31475) – 3.9%, pruszkowski (28777) – 3.5%, and in Radom (24089) – 3.0%. While the smallest number of registered entities was in the powiats: zwoleński (2301), łosicki (2337), lipski (2607), żuromiński (2756), białobrzski (2783) and przysuski (2832) – by 0.3% each.

The largest increase in the number of entities was in the powiats szydłowiecki (by 5.3%) and wołomiński (by 4.5%), radomski and siedlecki – by 4.3% each. The highest drop was recorded in Ostrołęka (by 2.2%), Płock (by 1.9%), Radom (by 1.5%).

Map 1. Entities of the national economy per 1 km² by powiats in 2018



The number of registered units per 1 km² was 15 times higher in warszawski stołeczny region than in mazowiecki regionalny

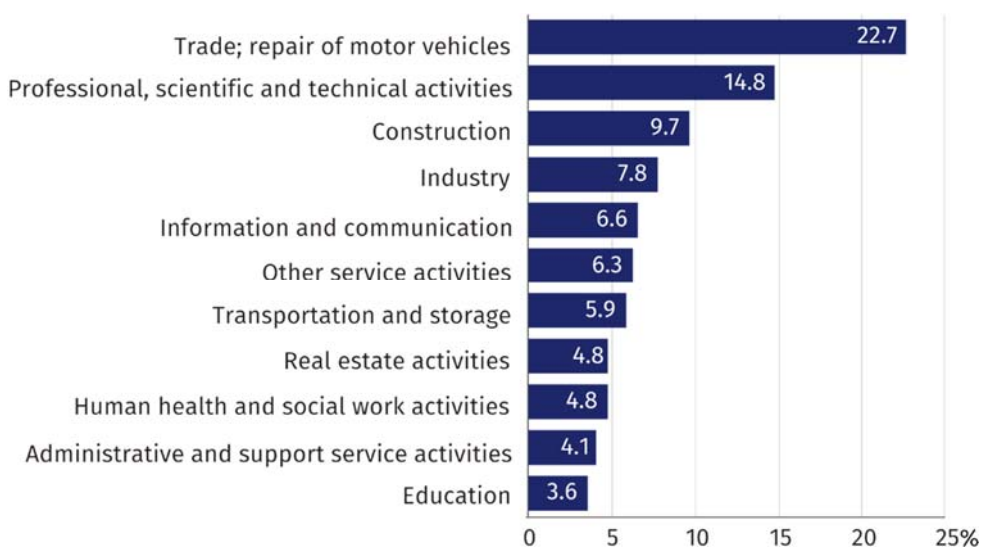
Entities of the national economy by kind of conducted activity

In Mazowieckie voivodship at the end of December 2018, the most numerous group of entities represented units conducting activity in the field of: trade; repair of motor vehicles – 184972, professional, scientific and technical activity – 120723, construction – 78900 and industry – 63954.

Compared to 2017, the number of entities increased, among others, in the following sections: information and communication (by 8.1%), administrative and support service activities (by 4.9%), education (by 4.2%), human health and social work activities (by 4.1%). A decrease was recorded, among others, in the sections: agriculture, forestry and fishing (by 5.5%), trade; repair of motor vehicles (by 4.7%).

Every fourth entity conducted activity in the field of trade; repair of motor vehicles

Chart 3. Share of entities of the national economy by selected sections of PKD in 2018



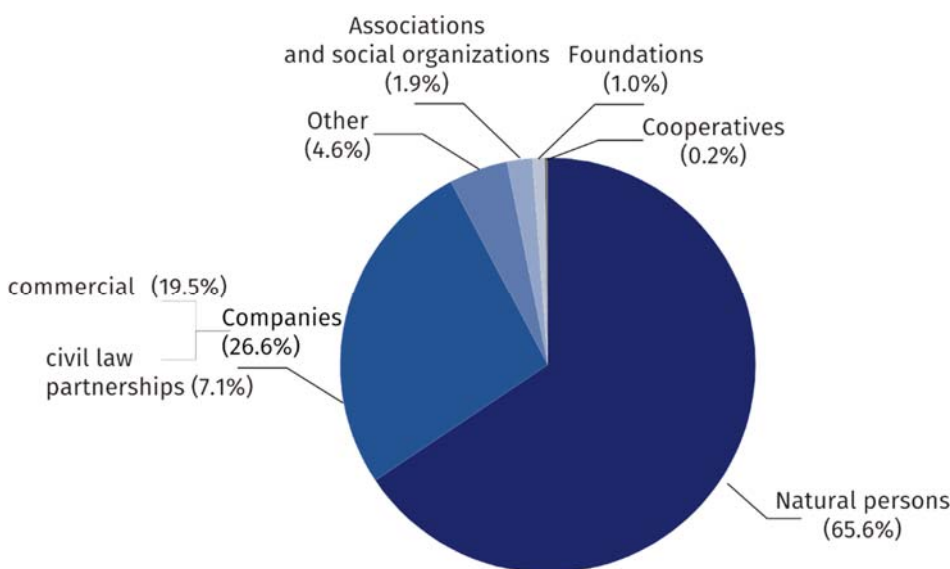
Entities of the national economy by legal status

As in 2017, the vast majority, that is 778286, i.e. 95.3% of the total number of entities were private sector entities. Among entities of this sector, 68.8% represented natural persons conducting economic activity, primarily: in trade; repair of motor vehicles (119918 entities), professional, scientific and technical activities (86606 entities) and in construction (58625 entities).

There were 12063 public sector entities registered in the REGON register, which belonged mainly to the education section (4846 entities) and real estate activities (2605 entities).

Public sector entities accounted for only 1.5% of total units in the voivodship

Chart 4. Structure of entities of the national economy by legal status in 2018



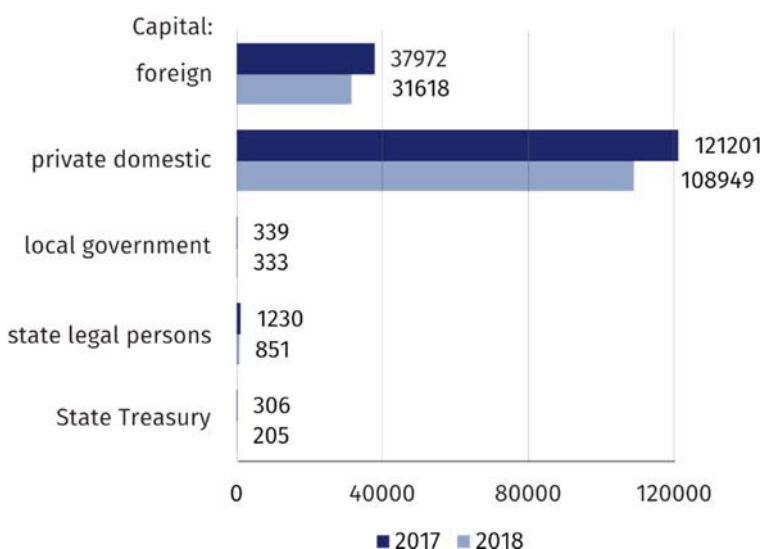
At the end of December 2018, there were 535586 natural persons conducting economic activity registered in the REGON register, i.e. by 4.2% more than in the previous year. In the territorial cross-section, the highest increase took place in the following powiats: szydłowiecki (by 6.5%), piaseczyński (by 5.7%), wołomiński (by 5.6%), radomski (by 5.4%). The decline was not recorded in any of the powiats or cities with powiat status.

The highest share of natural persons in the total number of entities was in the powiats: ostrołęcki (83.5%) and radomski (83.3%), while the lowest in the Capital City of Warsaw (55.8%) and piaseczyński powiat (65.6%).

The number of registered commercial companies (159027) accounted for 32.5% of total commercial companies registered in the country. Over the year their number in the voivodship decreased by 7.1%, and the largest decrease was recorded in Ostrołęka (by 28.9%), Radom (by 22.8%), powiats ciechanowski (by 21.6%), przysuski (by 21.5%). The increase was recorded in wołomiński (by 0.2%), while in piaseczyński powiat the number of commercial companies remained unchanged (7756).

The vast majority of commercial companies were capital commercial companies (88.2%) and they were mainly limited liability companies (85.8%). Out of partnerships (11.8%) the most popular legal status were limited partnerships (6.2% of total commercial companies) and unlimited partnerships (4.3%).

Chart 5. Commercial companies by type of capital



Activity of commercial companies concentrated primarily in the sections: trade; repair of motor vehicles (25.3%), professional, scientific and technical activities (16.8%), construction (9.6%), industry and information and communication (9.3% each).

At the end of December 2018, the number of registered commercial companies amounted to 58141, i.e. by 0.6% more than a year before. The highest increase was recorded in the powiats: żuromiński (by 10.7%), Ostrołęka (by 4.1%), zwoleński powiat (by 3.8%), miński and łosicki – by 2.8% each. Whereas the highest drop was recorded in białobrzeski powiat (by 9.1%). Commercial companies concentrated their activities primarily in the sections: trade; repair of motor vehicles (41.2%), industry (12.0%) and professional, scientific and technical activities (10.4%).

As of 31 December 2018, there were 15914 associations and social organizations registered, which means a decrease by 7.0% as compared to the previous year. The increase was recorded only in 4 powiats: płocki (a 2.6% increase), gostyniński (2.5%), warszawski zachodni (1.1%), szydłowiecki (0.8%). In other powiats there was a decrease in the number of associations and social organizations, and the largest in Ostrołęka (by 16.5%).

The decrease was also recorded in the number of registered foundations (7.4% in annual terms) and at the end of December 2018 it amounted to 7990. The number of foundations increased only in 8 powiats. The largest increase was recorded in garwoliński (by 30.8%) and mławski powiat (by 25.0%). While the largest decrease recorded the following powiats: zwoleński (by 33.3%), ostrowski and lipski – by 25.0%.

There were 1834 cooperatives registered in Mazowieckie voivodship, i.e. less by 41.4% compared to the previous year. The decrease concerned all powiats and cities with powiat status, and the largest was recorded, among others, in the powiats: białobrzegi (a decrease by 60.0%), pruszkowski (by 55.4%), lipski (by 52.6%), żyrardowski (by 51.3%). The above legal status was usually chosen by units conducting activity in the field of real estate activities – they accounted for 49.6% of total cooperatives.

At the end of December 2018, there were 13 state owned enterprises registered in the REGON register, whose number decreased by 78.0% compared to the previous year. Out of these enterprises, the largest number of units dealt with industry (46.2%) and real estate activities (15.4%).

Entities of the national economy by the number of employed persons

In Mazowieckie voivodship, entities belonging to the group of microenterprises (which at the moment of entering the REGON register provided for employment of up to 9 persons) prevailed, and accounted for 96.3% of total registered units. The share of small entities (with expected number of 10 to 49 employed persons) amounted to 3.0%, and medium enterprises (expected number of 50 to 249 employed persons) and large (expected number of 250 and more employed persons) amounted to 0.6% and 0.1% respectively.

96.3% of total entities accounted for microenterprises

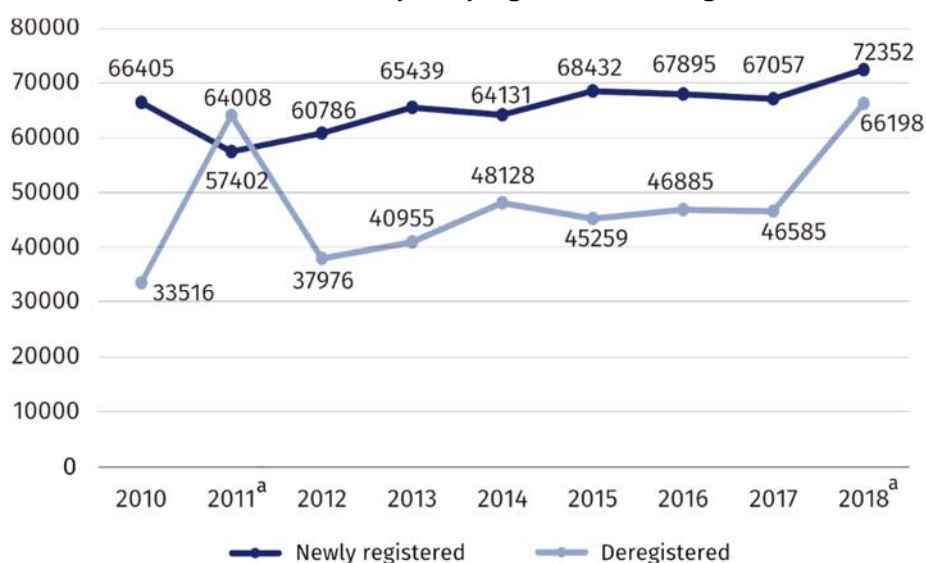
Microenterprises most often conducted activity in the following sections: trade; repair of motor vehicles, professional, scientific and technical activity and construction. In the group of small entities, except for trade; repair of motor vehicles dominated also units dealing with education and industry. Among medium entities, the following sections prevailed: education, industry and trade; repair of motor vehicles. In the case of large entities, the highest share concerned the following sections: industry, public administration and defence; compulsory social security and trade; repair of motor vehicles.

Entities of the national economy newly registered and deregistered

In 2018, there were 72352 new entities of the national economy registered in the REGON register, i.e. by 7.9% more than in the previous year. Natural persons conducting economic activity accounted for 73.5% of total new entities, while the share of companies amounted to 21.6%. Most new units were created in the Capital City of Warsaw (37348) and in the following powiats: piaseczyński (3083), wołomiński (3015) and pruszkowski (2324). Whereas the fewest new units were created in the following powiats: lipski (209), zwoleński (232) and łosicki (244).

In 2018, there were 91 liquidated entities per every 100 newly registered entities, while this rate was higher in warszawski stołeczny region than in mazowiecki regionalny – it was respectively 95 and 81

Chart 6. Entities of the national economy newly registered and deregistered in 2010–2018



^a The increase in the number of entities deregistered in 2011 and 2018 was affected by the update of the REGON register based on information about deceased persons obtained from the PESEL register and an update based on information from the National Court Register on entities deleted from the National Court Register.

During the year, 66198 entities were deregistered from the REGON register (by 42.1% more than throughout 2017) and they were mainly natural persons conducting economic activity (47.8%). Most units were deregistered in the Capital City of Warsaw (39048), Radom (2325), piaseczyński powiat (2095), pruszkowski (1943), wołomiński (1892). Whereas the fewest deregistrations were recorded in the following powiats: zwoleński (149), lipski (160), łosicki (168).

The number of entities with suspended activity at the end of December 2018 amounted to 66214, i.e. by 19.2% more than a year before. The vast majority of these entities (91.5%) accounted for natural persons conducting economic activity.

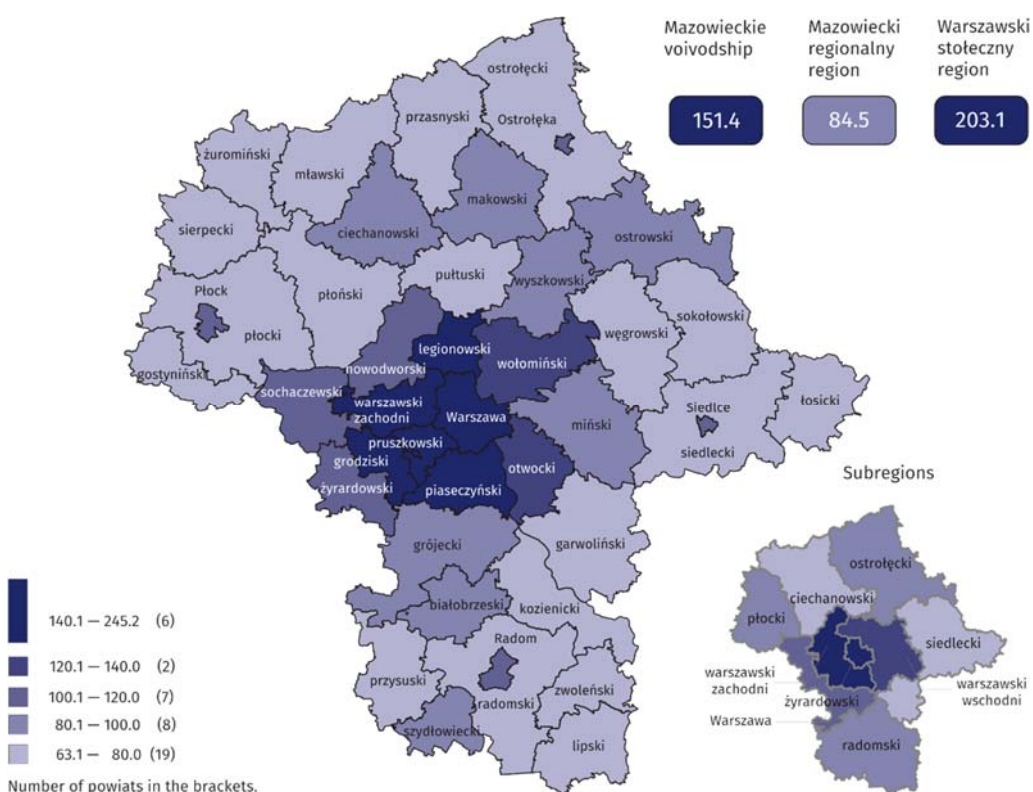
In 2018, the indicator measured by the ratio of the number of units removed from the register to the number of newly registered units in the voivodship amounted to 91.5%. The highest value of this indicator was recorded in Ostrołęka (121.8%), Płock (117.4%), Radom (113.8%) and the Capital City of Warszawa (104.6%). The lowest value was recorded in siedlecki powiat (54.7%) as well as garwoliński (58.5%) and wołomiński (62.8%).

Entities of the national economy per 1000 population

In 2018, in Mazowieckie voivodship there were 151.4 entities of the national economy registered in the REGON register per 1000 population. The highest values of this rate concerned the Capital City of Warsaw (245.2) and the following powiats: piaseczyński (188.7), pruszkowski (175.9), warszawski zachodni (170.0). While the lowest rates of intensity were recorded in the following powiats: zwoleński (63.1), ostrołęcki (64.5), sierpecki (66.6) and przysuski (67.5).

The number of registered entities per 1000 residents was nearly 2.5 times higher in warszawski stołeczny region than in mazowiecki regionalny

Map 2. Entities of the national economy per 1000 population in 2018



Prepared by:
Mazovian Centre for Regional Surveys
Statistical Office in Warszawa
Edyta Błaszczak
Tel: 25 633 90 60 w. 6101
e-mail: e.blaszczak@stat.gov.pl

Issued by:
Statistical Information Centre
Marcin Kałuski
Tel: 22 464 20 91
e-mail: m.kaluski@stat.gov.pl

Translated by:
Agnieszka Gromek-Żukowska
Tel: 22 464 22 42
e-mail: a.gromek-zukowska@stat.gov.pl

Press office
tel.: 22 464 20 91
e-mail: m.kaluski@stat.gov.pl



warszawa.stat.gov.en



[@Warszawa_STAT](https://twitter.com/Warszawa_STAT)

Related information

[structural changes of entities of the national economy in the REGON register](#)

Temat dostępny w bazach danych

[local data bank entities](#)

Ważniejsze pojęcia dostępne w słowniku

[entities of the national economy](#)

[private sector](#)

[public sector](#)

[natural person](#)

Evaluate
the study

