



STATISTICAL OFFICE IN WARSZAWA  
1 Sierpnia 21, 02-134 Warszawa

Brief information

Prepared on: 17.02.2017

Contact: e-mail: sekretariatUSWAW@stat.gov.pl  
tel. 22 464 23 15  
fax 22 846 76 67

Internet: <http://warszawa.stat.gov.pl>

**ENTITIES OF THE NATIONAL ECONOMY IN THE REGON REGISTER  
IN MAZOWIECKIE VOIVODSHIP  
AS OF THE END OF 2016**

*When publishing Statistical Office data please indicate the source.*

*The source of information for the published data is the National Official Business Register REGON held by the President of the CSO on grounds of the Law on Official Statistics dated June 29, 1995 (uniform text: Journal of Laws 2012, item 591, with later amendments) and the decree of the Council of Ministers of November 30, 2015 on the mode and methodology of running and updating the business register, application, questionnaire and certificate specimens (Journal of Laws, item 2009).*

*The following entities of the national economy (called legal units) are subject to enlisting in the REGON register: **legal persons, organizational units without legal personality, natural persons conducting economic activity and their local entities (enterprises, divisions, branches).***

*The data presented in the information **do not include local units and persons tending private farms in agriculture.** Due to the manner of supplying the REGON register with information on entities subject to entry in the National Court Register, there is **a possibility to enter in the REGON register entities for which there is no information regarding the number of employees, the address, type of predominant activity and the form of ownership.** In connection with the above, the data presented in these sections may not add up to the total number.*

*Data are presented according to the **Polish Classification of Activities (PKD 2007).** Entities classified according to the type of predominant activity declared at the time of registration in the REGON register or after the change submitted by the entity are classified to individual sections of PKD.*

*The data presented in the information on the voivodship, subregions and powiats correspond to the level 2, 3, 4 of the Nomenclature of Territorial Units for Statistical Purposes (NUTS) introduced by the regulation of the Council of Ministers of November, 14, 2007 (Journal of Laws No. 214, item 1573, with later amendments).*

*Subregions (level 3) group powiat level units. The voivodship consists of 37 powiats and 5 cities with powiat status, to which belong: the Capital City of Warszawa, Ostrołęka, Płock, Radom, Siedlce.*

*Due to the electronic mode of data processing, in some cases sums of components – due to roundings – may differ from the given total values.*

\* \* \*

In 2016:

- 788 008 entities of the national economy were registered;
- more than half (53.2%) of entities had their seat in the Capital City of Warszawa;
- the largest number of entities (24.7%) dealt with trade; repair of motor vehicles;

- the number of natural persons conducting economic activity amounted to 506 488;
- 96.0% of all entities represented microenterprises;
- there were 147.1 entities of the national economy per 1 000 population.

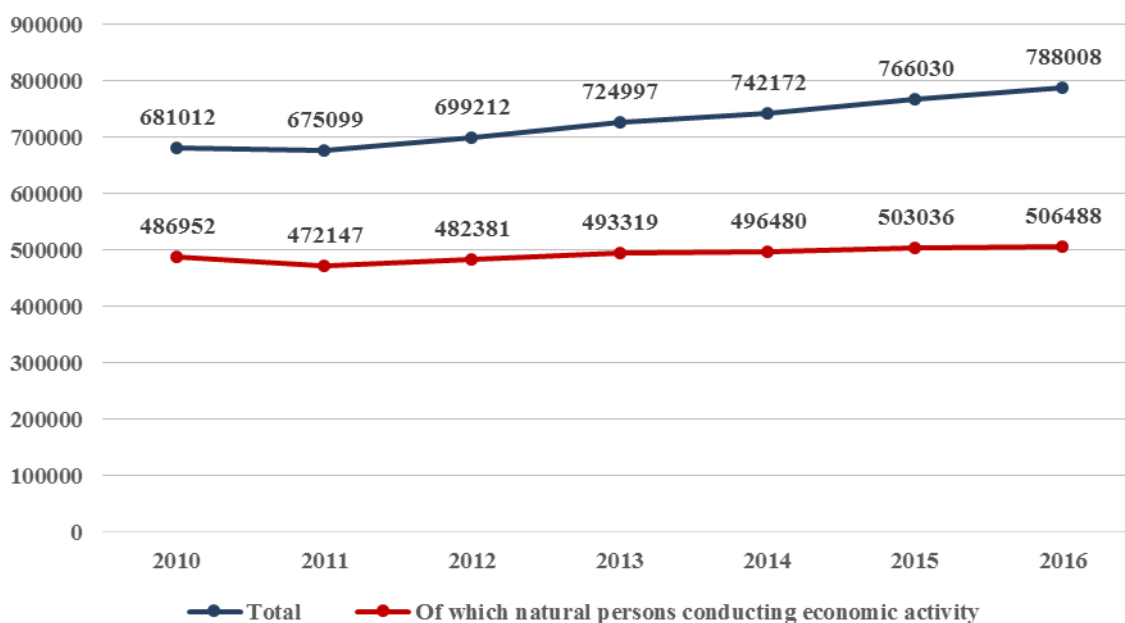
In comparison with 2015:

- the number of entities increased by 2.9%;
- the largest increase took place in the information and communication section (by 8.6%);
- the number of commercial companies increased by 11.2%;
- 0.8% fewer new entities of the national economy were registered (67895 entities);
- 3.6% more entities of the national economy were deregistered (46885 entities).

\* \* \*

In Mazowieckie voivodship at the end of December 2016, there were 788 088 **entities of the national economy** registered in the REGON register, i.e. 18.6% of all entities registered in the country. In comparison to the previous year, the number of entities in Mazowieckie voivodship increased by 2.9%. The number of entities grew the most in the Capital City of Warszawa (by 4.5%) and in Piaseczyński (by 3.6%) and Radomski powiat (by 2.8%). While the highest decrease was recorded in powiats Lipski (by 1.1%), Koziernicki (by 0.1%) and Gostyniński (by 0.7%).

### ENTITIES OF THE NATIONAL ECONOMY IN THE REGON REGISTER IN THE YEARS 2010-2016 As of 31 XII

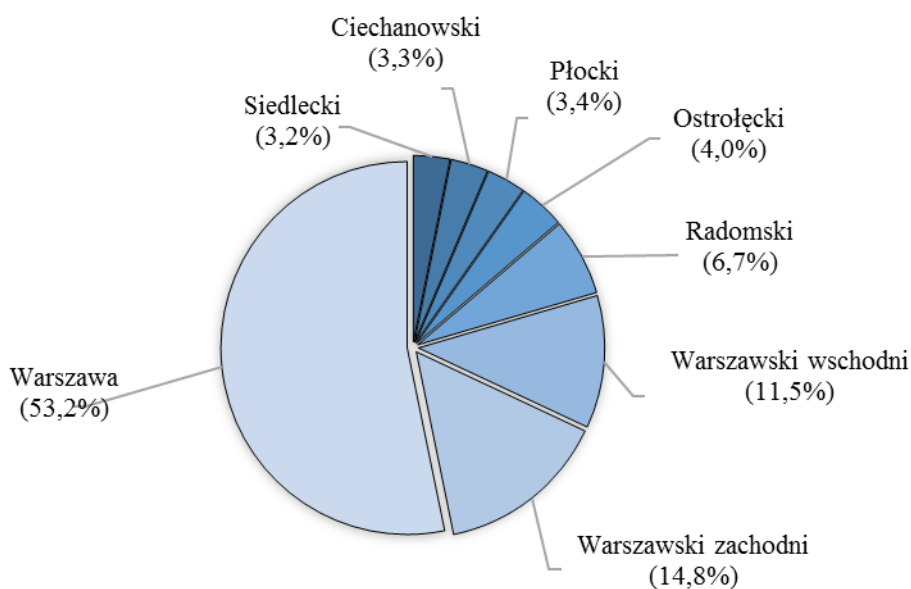


Among the entities of the national economy registered in Mazowieckie voivodship more than half had their seat in the subregion of the Capital City of Warszawa (419353), and 26.3% of entities were located in neighbouring subregions (Warszawski zachodni – 116 692 and Warszawski wchodni – 90638). The smallest number of entities recorded Siedlecki subregion (24879) – its entities constituted 3.2% of the voivodship total.

Among powiats and cities with powiat status (excluding the Capital City of Warszawa) majority of entities were registered in powiats: Piaseczyński (31 793) – 4.0%, Wołomiński (29 263) – 3.7%, Pruszkowski (27 624) – 3.5%, and also in Radom (24 538) – 3.1%. Whereas the smallest number of registered entities occurred in powiats: Zwoleński (2 135), Łosicki (2 304), Lipski (2 580) and Żuromiński (2718) – 0.3% each.

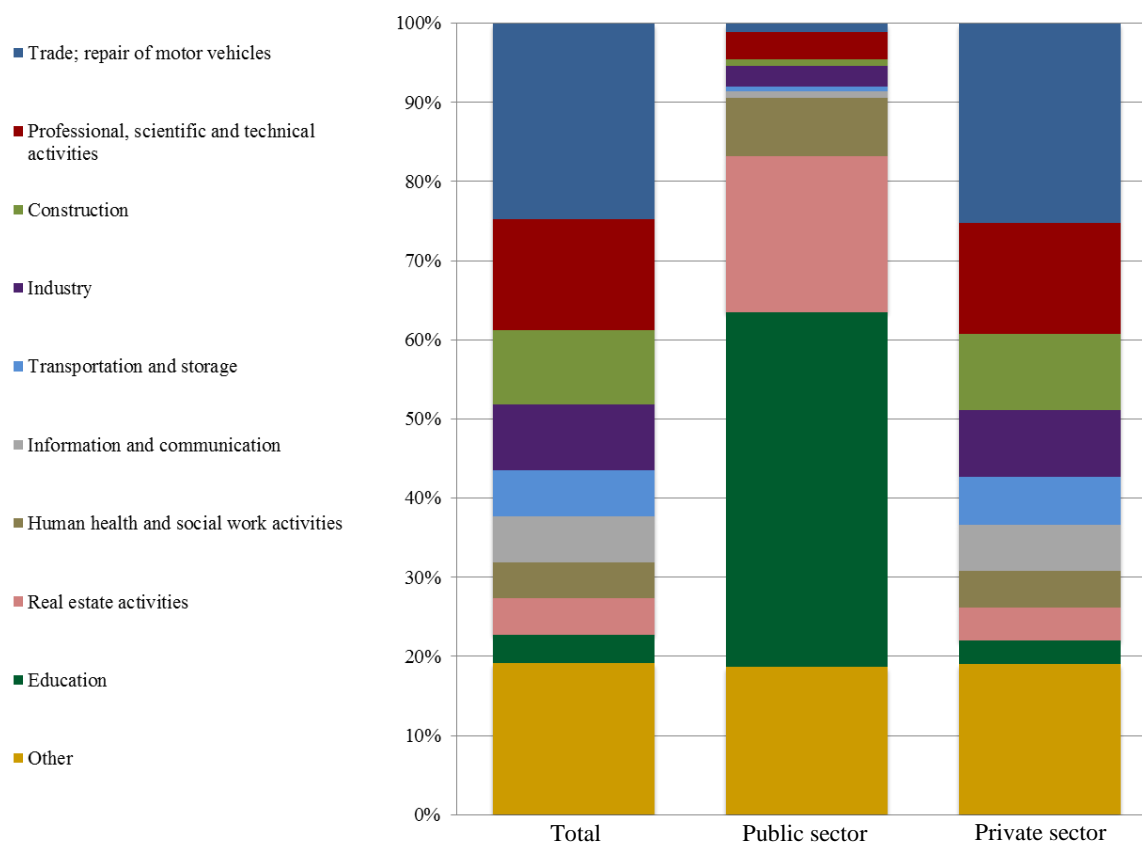
### STRUCTURE OF ENTITIES OF THE NATIONAL ECONOMY BY SUBREGIONS IN 2016

As of 31 XII



In Mazowieckie voivodship at the end of December 2016, the largest group of entities represented units dealing with: trade; repair of motor vehicles – 194 796 (24.7%), professional, scientific and technical activities – 110 401 (14.0%), construction – 74 188 (9.4%) and industry – 65 507 (8.3%).

**STRUCTURE OF ENTITIES OF THE NATIONAL ECONOMY  
BY PKD SECTIONS IN 2016**  
As of 31 XI



In comparison with 2015, the number of entities increased among others in sections: information and communication (by 8.6%), administrative and support service activities (by 6.4%), professional, scientific and technical activities (by 6.1%). The decrease was recorded in the agriculture, forestry and fishing section (by 0.6%).

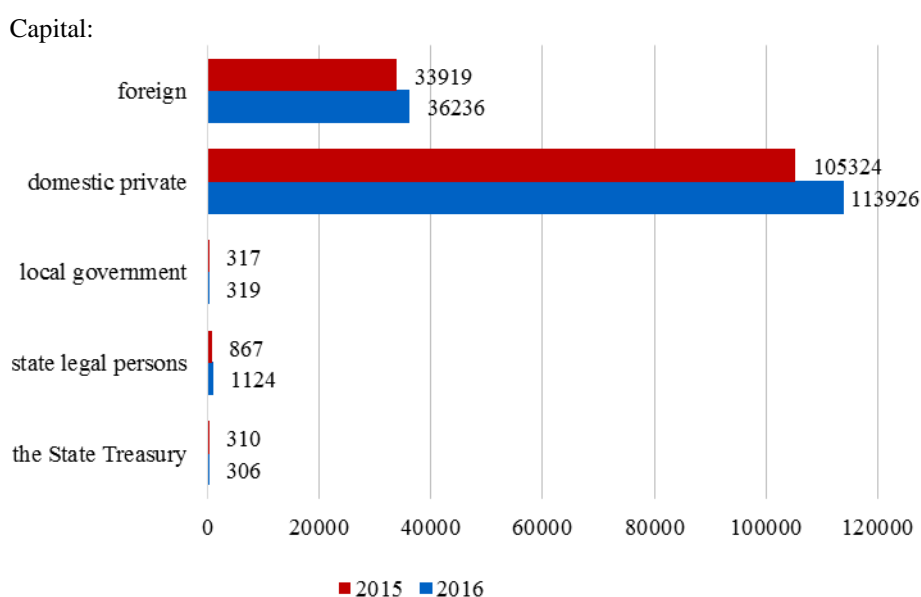
As in 2015, the vast majority, that is 756 810, i.e. 96.0% of the total number of entities represented **private sector**. Among entities of this sector, 66.9% constituted natural persons conducting economic activity – first of all in trade; repair of motor vehicles, professional, scientific and technical activities as well as in construction.

There were 13 077 entities registered in the **public sector**, which mainly belonged to the education and real estate activities section.

At the end of December 2016, there were 59 **state owned enterprises** registered in the REGON register, of which the largest number was engaged in professional, scientific and technical activities (27.1%), industry (25.4%) and construction (15.3%). On an annual basis, the number of state owned enterprises decreased by 4.8%. The above decrease was noted in the Capital City of Warszawa, Płock and Ostrowski powiat.

The number of registered **commercial companies** amounted to 158 490 and constituted 31.6% of all commercial companies in the country. Over the year their number in the voivodship decreased by 11.2%, and the largest increase was noted in powiats: Ostrołęcki, Przasnyski (by 12.3% both), Wyszowski (by 12.1%) and Piaseczyński and Żuromiński (by 12.0% each). There was no decrease in any powiat or city with powiat status.

### COMMERCIAL COMPANIES BY TYPE OF CAPITAL As of 31 XII



Vast majority of commercial companies represented capital companies (89.4%) and they were mainly limited liability companies (86.7%). Among partnerships (10.6%) most popular were limited partnerships (4.7% of total commercial companies) and unlimited partnerships (4.4%).

The activity of commercial companies concentrated mainly in sections: trade; repair of motor vehicles (28.9%), professional, scientific and technical activities (16.3%), industry (10.4%), construction (9.4%) as well as information and communication (8.8%).

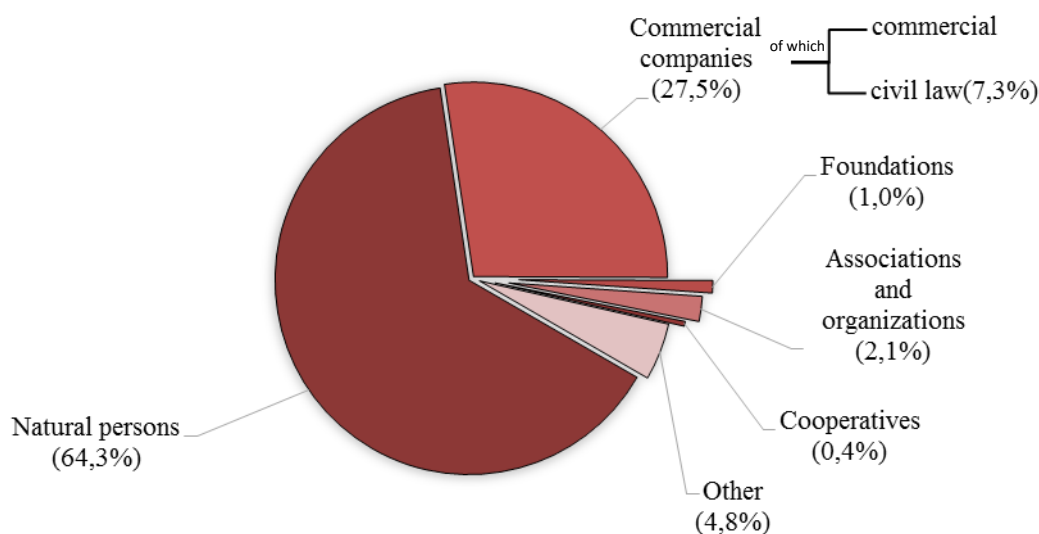
At the end of December 2016, the number of registered **civil law partnerships** amounted to 57 552, i.e. by 1.1% more than in the previous year. The largest increase was noted in powiats: Żuromiński (by 15.7%), Zwoleński (by 4.1%) and Pułtuski (by 3.8%). While the largest decrease was recorded in the following powiats: Łosicki (by 3.8%) and Przysuski (by 1.1%) and in Radom (by 1.0%). Civil law partnerships focused mainly on the following sections: trade; repair of motor vehicles (41.6%), industry (12.1%) and professional, scientific and technical activities (10.6%).

In Mazowieckie voivodship, there were 3 131 registered **cooperatives**, i.e. by 0.4% more than in December 2015. The increase concerned 9 powiats and two cities with powiat status. The decrease occurred in five powiats. The above legal form was usually chosen by entities dealing with real estate activities – they accounted for 43.2% of all cooperatives.

As of 31 December 2016, there were 16 408 registered **associations and social organizations**, which means an increase by 4.7% compared to the previous year. The number of entities rose the most in the following powiats: Legionowski (a 7.9% increase), Piaseczyński (by 7.7%) and Warszawski zachodni (by 7.6%). There was no decrease in any powiat or city with powiat status.

The increase was also recorded in the number of registered **foundations** (8.1% on a yearly basis) and at the end of December amounted to 8 096. The number of foundations increased in 27 powiats and in all cities with powiat status, and decreased in two powiats – Mławski and Ciechanowski.

**STRUCTURE OF ENTITIES OF NATIONAL ECONOMY  
BY LEGAL FORMS IN 2016**  
As of 31 XII



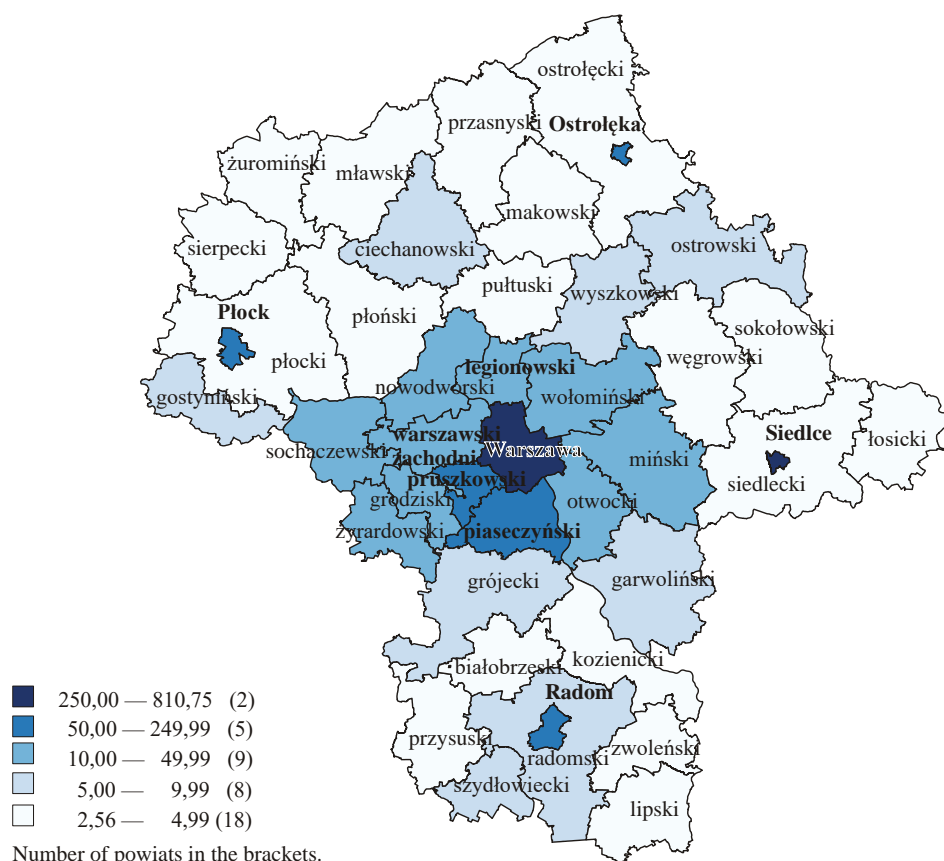
At the end of December 2016, there were 506 488 registered **natural persons conducting economic activity**, i.e. by 0.7% more than a year before. In the territorial cross-section, the largest increase took place in Radomski (by 2.5%) and Szydłowiecki powiat (by 2.2%) and in the Capital City of Warszawa (by 1.4%). The decrease concerned 16 powiats as well as Płock, Radom, Ostrołęka and Siedlce, of which the largest was recorded in powiats Gosyński (by 1.9%), Koziński and Płock (both by 1.7%).

The highest share of natural persons in the total number of entities was in the following powiats: Ostrołęcki (82.8%) and Radomski (82.5%), while the lowest in the Capital City of Warszawa (54.1%) and in Piaseczyński powiat (65.3%).

In Mazowieckie voivodship, entities belonging to **microenterprises** group (which, when they were registered in the REGON register, provided for employing up to 9 persons), they constituted 96.0% of total registered entities. The share of **small** entities (with the expected number of 10–49 employed persons) was 3.3%, and **medium** enterprises (expected number of 50–249 employed persons) and **large** (expected number of 250 and more employed persons) amounted to 0.6% and 0.1% respectively.

Microenterprises most often carried out economic activities in the following sections: trade, repair of motor vehicles, professional, scientific and technical activities as well as construction. In the group of small entities, except for trade; repair of motor vehicles dominated also units dealing with industry and education. Among medium-size entities dominated sections: education, industry and trade; repair of motor vehicles. In the case of large entities the highest share concerned the following sections: industry, trade; repair of motor vehicle as well as public administration and defence; compulsory social security.

**ENTITIES OF THE NATIONAL ECONOMY PER 1 KM<sup>2</sup>  
BY POWIATS IN 2016**  
As of 31 XII

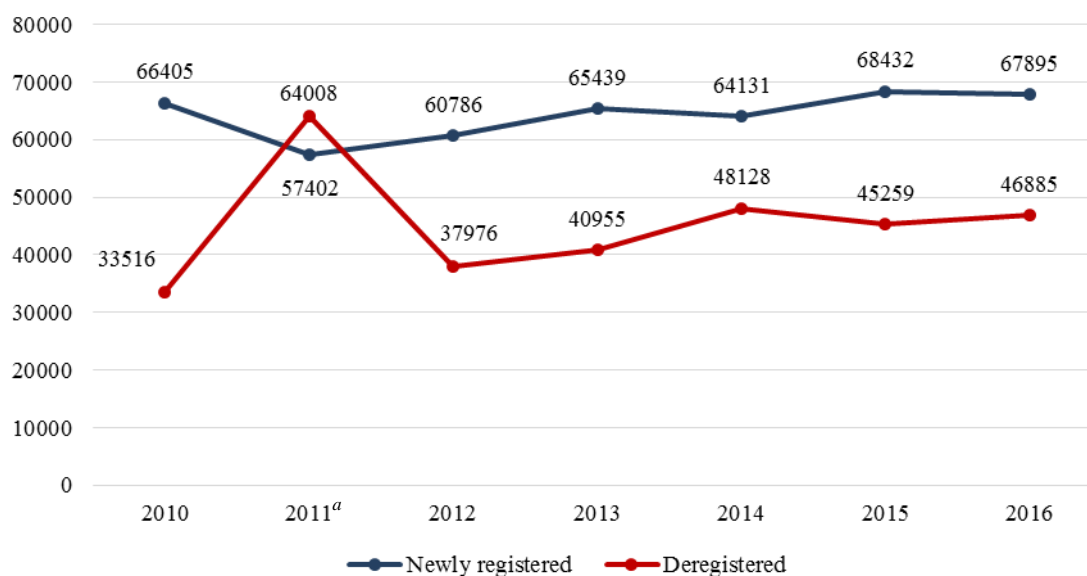


In 2016, there were 67 895 new entities of the national economy registered in the REGON register, i.e. by 0.8% less than in the previous year. Natural persons conducting economic activity constituted 67.5% of all new entities, while the share of companies amounted to 28.6%. Most new units were established in the Capital City of Warszawa (37 762) and in powiats Piaseczyński (2 830), Wołomiński (2 481) and Pruszkowski (1 997). However, the number of units grew the least in the following powiats: Lipski (147), Łosicki (175), Białobrzski (190) and Zwoleński (204).

Over the year, 46 885 **entities were deregistered** from the REGON register (by 3.6% more than during 2015) and they were mainly natural persons conducting economic activity (91.6%). Majority of units were deregistered in the Capital City of Warszawa (20 753), Wołomiński powiat (2 130), Radom (1 980) and Piaseczyński powiat (1 973). Whereas the smallest number of deregistered units was noted in the powiats: Białobrzski (151), Łosicki (158), Lipski (159) and Zwoleński (164).

The number of **entities of suspended activity** at the end of 2016 accounted to 54 655, i.e. by 3.0% more than in the previous year. The vast majority of these entities (91.9%) made up natural persons conducting economic activity.

**ENTITIES OF THE NATIONAL ECONOMY NEWLY REGISTERED  
AND DEREGISTERED BETWEEN 2010-2016**  
As of 31 XII



<sup>a</sup> The increase in the number of deregistered entities in 2011 was affected by the update of the REGON register based on information on deceased persons obtained from the PESEL register and an update based on information from the National Court Register on entities deleted from the National Court Register.



In 2016, the indicator, measured by the ratio of the number of units deleted from the register to the number of newly registered units in the voivodship, amounted to 69.1%. It was higher than the value for the voivodship in all powiats and cities with powiat status excluding the Capital City of Warszawa. The highest value of this indicator was in Lipski (108.2%) and Koziernicki powiat (104.7%) and in Radom (102.9%). The lowest value of this indicator was in the Capital City of Warszawa (55.0%) and powiats Piaseczyński (69.7%) and Żuromiński (71.4%).

In 2016 in Mazowieckie voivodship, there were 147.1 entities of the national economy registered in the REGON register per 1 000 population. The indicator reached the highest value in the Capital City of Warszawa (239.8). The rate higher than the voivodship average, apart from the capital, was recorded in 3 powiats: Piaseczyński (178.2), Pruskowski (171.2) and Warszawski zachodni (164.5%). The lowest rates of intensity was found in the following powiats: Zwoleński (58.2), Ostrołęcki (60.7), Sierpecki (64.6) and Przysuski (65.9).

### ENTITIES OF THE NATIONAL ECONOMY PER 1000 POPULATION AND UNEMPLOYMENT RATE IN 2016 As of 31 XII

Entities – as of 31 XII  
Population – as of 30 VI

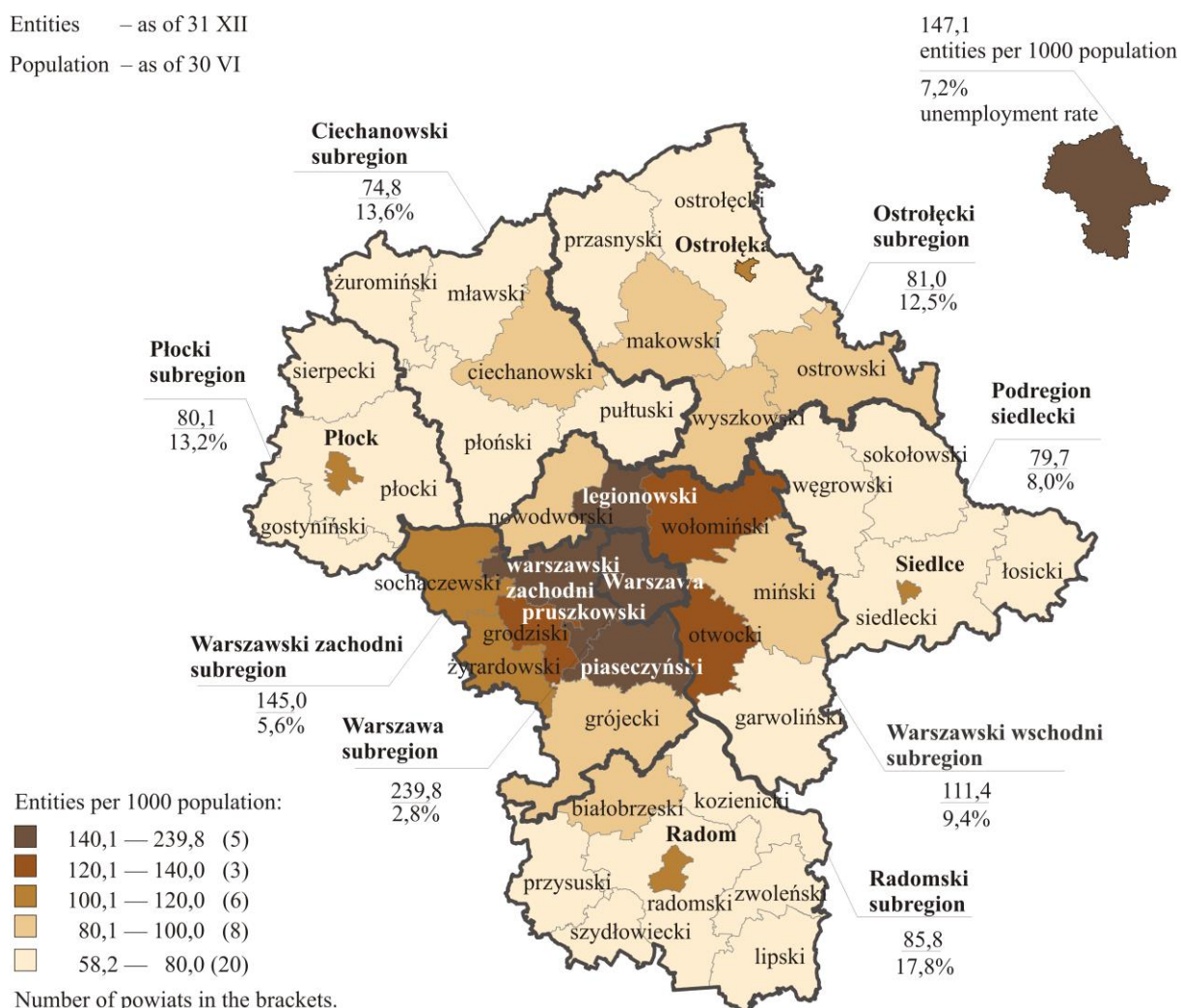


Table 1. **Entities of the national economy in subregions of Mazowieckie voivodship by expected number of employed persons<sup>a</sup> in 2016**  
As of 31 XII

Specification	Grand total		Public sector		Private sector	
	in absolute numbers	2015=100	in absolute numbers	2015=100	In absolute numbers	2015=100
<b>VOIVODSHIP</b>						
<b>Grand total ...</b>	<b>788008</b>	<b>102.9</b>	<b>13077</b>	<b>101.5</b>	<b>756810</b>	<b>102.2</b>
0- 9 persons ...	756145	102.9	7321	102.5	730711	102.2
10- 49 .....	25716	101.5	3692	100.5	22019	101.6
50-249 .....	5066	100.5	1700	99.9	3363	100.7
250-999 .....	836	102.2	273	100.0	563	103.3
1000 persons and more	245	98.4	91	97.8	154	98.7
<b>Ciechanowski subregion</b>						
<b>Total .....</b>	<b>25669</b>	<b>100.3</b>	<b>924</b>	<b>99.4</b>	<b>24629</b>	<b>100.3</b>
0- 9 persons ...	24607	100.3	495	98.4	23996	100.3
10- 49 .....	880	100.0	330	99.7	550	100.2
50-249 .....	164	100.6	93	103.3	71	97.3
250-999 .....	15	100.0	5	100.0	10	100.0
1000 persons and more	3	100.0	1	100.0	2	100.0
<b>Ostrołęcki subregion</b>						
<b>Total .....</b>	<b>31384</b>	<b>100.4</b>	<b>1088</b>	<b>100.2</b>	<b>30189</b>	<b>100.3</b>
0- 9 persons ...	30274	100.4	616	100.0	29551	100.3
10- 49 .....	925	101.3	377	101.1	548	101.5
50-249 .....	167	99.4	86	98.9	81	100.0
250-999 .....	14	100.0	8	88.9	6	120.0
1000 persons and more	4	100.0	1	100.0	3	100.0
<b>Płocki subregion</b>						
<b>Total .....</b>	<b>26537</b>	<b>100.5</b>	<b>907</b>	<b>99.7</b>	<b>25443</b>	<b>100.3</b>
0- 9 persons ...	25059	100.5	486	98.4	24386	100.3
10- 49 .....	1194	101.0	302	101.3	892	100.9
50-249 .....	247	97.6	111	100.9	136	95.1
250-999 .....	32	103.2	7	100.0	25	104.2
1000 persons and more	5	100.0	1	100.0	4	100.0
<b>Radomski subregion</b>						
<b>Total .....</b>	<b>52857</b>	<b>100.4</b>	<b>1422</b>	<b>100.2</b>	<b>51292</b>	<b>100.4</b>
0- 9 persons ...	50588	100.4	717	100.1	49728	100.4
10- 49 .....	1885	100.8	501	100.6	1384	100.9
50-249 .....	346	100.0	178	99.4	168	100.6
250-999 .....	31	100.0	20	100.0	11	100.0
1000 persons and more	7	100.0	6	100.0	1	100.0
<b>Siedlecki subregion</b>						
<b>Total .....</b>	<b>24879</b>	<b>100.4</b>	<b>832</b>	<b>98.5</b>	<b>23958</b>	<b>100.5</b>
0- 9 persons ...	23833	100.5	482	97.8	23262	100.5
10- 49 .....	874	99.1	258	99.6	616	98.9
50-249 .....	150	98.0	85	98.8	65	97.0
250-999 .....	20	105.3	6	100.0	14	107.7
1000 persons and more	2	66.7	1	100.0	1	50.0
<b>Warszawa subregion</b>						
<b>Total .....</b>	<b>419352</b>	<b>104.5</b>	<b>4588</b>	<b>104.1</b>	<b>399216</b>	<b>103.3</b>
0- 9 persons ...	401966	104.6	2790	107.0	383633	103.4
10- 49 .....	13635	102.3	808	100.4	12824	102.4
50-249 .....	2933	100.9	725	99.6	2206	101.2
250-999 .....	610	102.2	185	100.5	425	102.9
1000 persons and more	208	98.1	80	97.6	128	98.5

<sup>a</sup> Expected number at the time of registration and not factual, because there is no statutory obligation to update information provided at the first application for entry in the REGON register by the entity.

Table 1. **Entities of the national economy in subregions of Mazowieckie voivodship by expected number of employed persons<sup>a</sup> in 2016 (cont.)**  
As of 31 XII

Specification	Total		Public sector		Private sector	
	in absolute numbers	2015=100	in absolute numbers	2015=100	in absolute numbers	2015=100
<b>Warszawski wschodni subregion</b>						
<b>Total</b> .....	<b>90638</b>	<b>101.2</b>	<b>1692</b>	<b>100.3</b>	<b>88454</b>	<b>101.1</b>
0– 9 persons ..	87346	101.3	887	100.5	85968	101.1
10– 49 .....	2776	100.1	590	100.0	2185	100.0
50–249 .....	460	101.5	192	100.5	268	102.3
250–999 .....	52	102.0	23	100.0	29	103.6
1000 persons and more	4	100.0	–	x	4	100.0
<b>Warszawski zachodni subregion</b>						
<b>Total</b> .....	<b>116692</b>	<b>101.9</b>	<b>1624</b>	<b>101.7</b>	<b>113629</b>	<b>101.7</b>
0– 9 persons ..	112472	102.0	848	102.5	110187	101.7
10– 49 .....	3547	101.1	526	101.2	3020	101.0
50–249 .....	599	100.2	230	100.0	368	100.0
250–999 .....	62	103.3	19	100.0	43	104.9
1000 persons and more	12	109.1	1	100.0	11	110.0

Table 2. **Entities of the national economy by subregions and powiats in 2016**  
As of 31 XII

Specification	Grand total	Legal persons and organizational units without legal personality		Natural persons conducting economic activity
		total	of which commercial companies	
<b>VOIVODSHIP</b> .....	<b>788008</b>	<b>281520</b>	<b>158490</b>	<b>506488</b>
<b>Ciechanowski subregion</b> .....	<b>25669</b>	<b>5594</b>	<b>1344</b>	<b>20075</b>
Ciechanowski.....	7289	1663	388	5626
Mławski.....	5281	1218	313	4063
Płoński.....	6415	1369	357	5046
Pułtowski.....	3966	842	183	3124
Żuromiński.....	2718	502	103	2216
<b>Ostrołęcki subregion</b> .....	<b>31384</b>	<b>6453</b>	<b>1398</b>	<b>24931</b>
Makowski.....	3743	761	128	2982
Ostrołęcki.....	5369	925	137	4444
Ostrowski.....	6376	1256	237	5120
Przasnyski.....	3620	823	128	2797
Wyszowski.....	6324	1263	343	5061
Ostrołęka.....	5952	1425	425	4527
<b>Płocki subregion</b> .....	<b>26537</b>	<b>6711</b>	<b>2072</b>	<b>19826</b>
Gostyniński.....	3400	756	182	2644
Płocki.....	7345	1508	346	5837

<sup>a</sup> Expected number at the time of registration and not factual, because there is no statutory obligation to update information provided at the first application for entry in the REGON register by the entity.

Table 2. **Entities of the national economy by subregions and powiats in 2016 (cont.)**  
As of 31 XII

Specification	Grand total	Legal persons and organizational units without legal personality		Natural persons conducting economic activity
		total	of which commercial companies	
Sierpecki.....	3408	780	164	2628
Płock.....	12384	3667	1380	8717
<b>Radomski subregion.....</b>	<b>52857</b>	<b>11620</b>	<b>3289</b>	<b>41237</b>
Białobrzegi.....	2766	744	196	2022
Kozienicki.....	4065	876	147	3189
Lipski.....	2580	501	57	2079
Przysuski.....	2794	578	80	2216
Radomski.....	10867	1906	434	8961
Szydłowiecki.....	3112	633	104	2479
Zwoleński.....	2135	390	63	1745
Radom.....	24538	5992	2208	18546
<b>Siedlecki subregion.....</b>	<b>24879</b>	<b>5733</b>	<b>1409</b>	<b>19146</b>
Łosicki.....	2304	520	90	1784
Siedlecki.....	5443	1022	204	4421
Sokołowski.....	3975	925	194	3050
Węgrowski.....	4769	1004	174	3765
Siedlce.....	8388	2262	747	6126
<b>Warszawa subregion.....</b>	<b>419352</b>	<b>192380</b>	<b>126071</b>	<b>226972</b>
Warszawa.....	419352	192380	126071	226972
<b>Warszawski wschodni subregion.....</b>	<b>90638</b>	<b>19941</b>	<b>6588</b>	<b>70697</b>
Garwoliński.....	7453	1413	274	6040
Legionowski.....	16317	3691	1254	12626
Miński.....	14276	2895	875	11381
Nowodworski.....	7744	1913	609	5831
Otwocki.....	15585	3733	1325	11852
Wołomiński.....	29263	6296	2251	22967
<b>Warszawski zachodni subregion.....</b>	<b>116692</b>	<b>33088</b>	<b>16319</b>	<b>83604</b>
Grodziski.....	12687	2900	1262	9787
Grójecki.....	8819	2252	609	6567
Piaseczyński.....	31793	11039	6966	20754
Pruskowski.....	27624	7630	3857	19994
Sochaczewski.....	8656	2080	500	6576
Warszawski zachodni.....	18704	5429	2682	13275
Żyrardowski.....	8409	1758	443	6651