



STATISTICAL OFFICE IN WARSAW

1 Sierpnia 21, 02-134 Warsaw

Brief information

Prepared on: 17.02.2016 r.

Contact: e-mail: sekretariatUSWAW@stat.gov.pl  
tel. (22) 464-23-15, 464-23-12  
fax (22) 846-76-67

Internet: <http://warszawa.stat.gov.pl>

## ENTITIES OF THE NATIONAL ECONOMY IN THE REGON REGISTER IN MAZOWIECKIE VOIVODSHIP

As of the end of 2015

---

*When publishing Statistical Office data please indicate the source*

---

*The source of information for published data is the National Official Business Register REGON held by the President of the CSO on grounds of the Law on Official Statistics dated 29 June 1995 (unified text: Journal of Laws 2012, item 591, with later amendments) and the decree of the Council of Ministers of 30 November 2015 on the mode and technology of running and updating the business register, application, questionnaire and certificate specimens (Journal of Laws, item 2009).*

*The following entities of the national economy (called legal units) are subject to enlisting in the REGON register: **legal persons, organizational units without legal personality, natural persons conducting economic activity and their local entities (enterprises, divisions, branches).***

*Data presented in the information **do not include local entities as well as persons tending solely agriculture private farms.***

*Data are presented according to the **Polish Classification of Activities (PKD 2007)**. Entities are included in the separate sections according to the predominant type of conducted activity declared at the time of registration in the REGON register, or after entering changes reported by the entity.*

*Data presented in the information on entities in the voivodship, subregions and powiats correspond to the levels 2, 3, 4 of the Nomenclature of Territorial Units for Statistical Purposes (NTS) introduced by the decree of the Council of Ministers dated 14 November 2007 (Journal of Laws No. 214, item 1573, with later amendments) .*

*The subregions (level 3) group the units of powiat level. The voivodship consists of **37 powiats and 5 cities with powiat status**, which include: m.st. Warszawa, Ostrołęka, Płock, Radom, Siedlce.*

*Due to the electronic mode of data processing, in some cases sums of figures – due to the rounding off – might slightly differ from the amount given in a 'total' item.*

\* \*  
\*

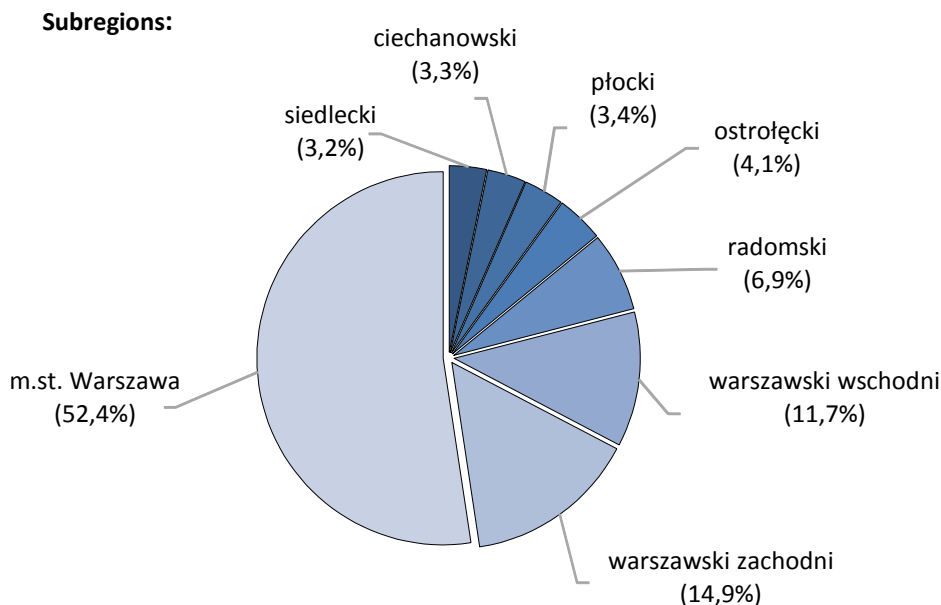
In Mazowieckie voivodship at the end of December 2015 there were 766030 **entities of the national economy** registered in the REGON register, i.e. 18.3% of the total entities registered in the country. Compared with the previous year the number of entities in Mazowieckie voivodship increased by 3.2%. The highest increase was recorded in piaseczyński powiat (by 4.8%), m.st. Warszawa (by 4.6%) and warszawski zachodni powiat (by 3.5%). The highest decrease recorded lipski powiat, Płock and pułtuski powiat (0.6% each).

From among entities of the national economy registered in Mazowieckie voivodship over a half had their seat in the territory of m.st. Warszawa subregion (401339), and 26.6% of the entities were

located in adjoining subregions (warszawski zachodni – 114461 and warszawski wschodni – 89549). The lowest number of entities were in siedlecki subregion (24774) representing 3.2% of the total voivodships' entities.

### STRUCTURE OF ENTITIES OF THE NATIONAL ECONOMY BY SUBREGIONS IN 2015

As of 31 XII



Among powiats and cities with powiat status (apart from m.st. Warszawa) majority of the entities were registered in powiats: piaseczyński (30702) – 4.0%, wołomiński (28848) – 3.8%, pruszkowski (27125) – 3.5%, and also in Radom (24683) – 3.2%. Whereas the lowest number of registered entities were in powiats: zwoleński (2109), łosicki (2308), lipski (2610) and żuromiński (2663) – 0.3% each.

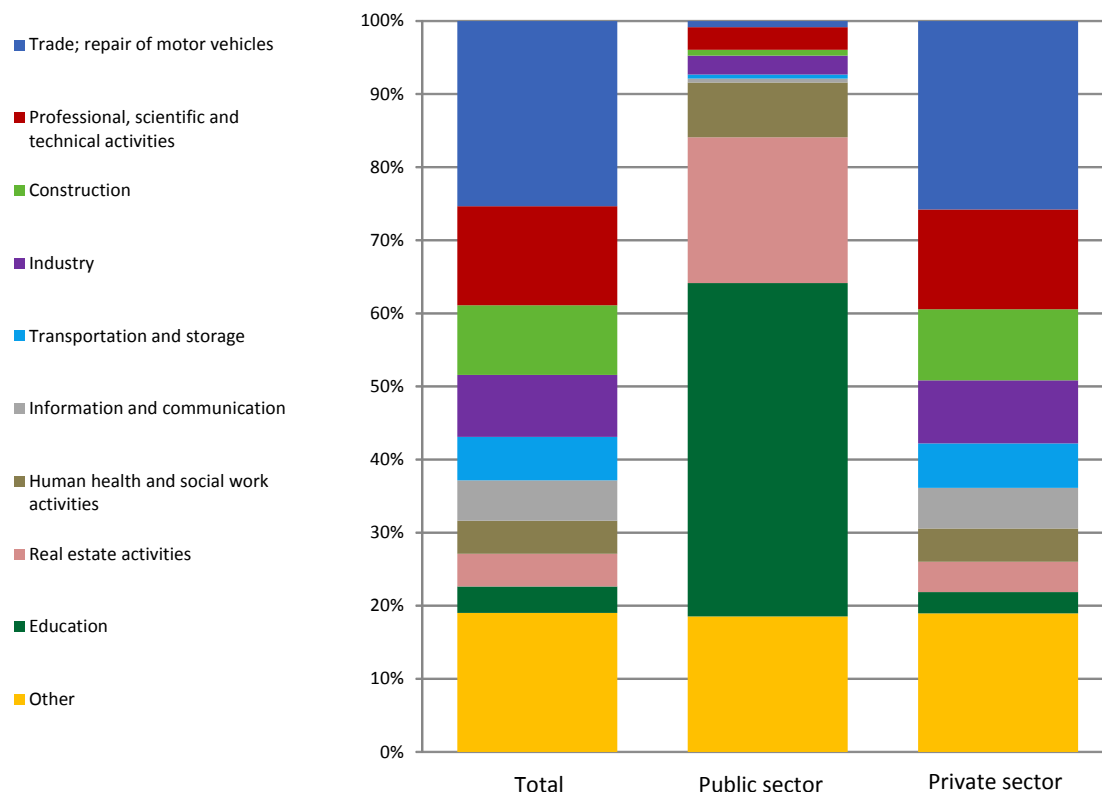
In Mazowieckie voivodship at the end of December 2015 the most numerous group of entities represented units dealing with: trade; repair of motor vehicles – 194013 (25.3%), professional, scientific and technical activities – 104046 (13.6%), construction – 72966 (9.5%) and industry – 64948 (8.5%).

Compared with 2014 the number of entities increased, among others, in sections: information and communication (by 8.8%), administrative and support service activities (by 7.8%), electricity, gas, steam and air conditioning supply (by 7.7%) and professional, scientific and technical activities (by 6.4%). A decrease was only recorded in the section public administration and defence; compulsory social security (by 0.3%).

In comparison with December 2014 the share of entities increased the most in sections: professional, scientific and technical activities (by 0.4 pp), information and communication (by 0.3 pp) and administrative and support service activities (by 0.2 pp). Whereas the share decreased in sections: trade; repair of motor vehicles (by 0.6 pp), manufacturing (by 0.2 pp), construction, as well as transportation and storage (both 0.1 pp).

### STRUCTURE OF ENTITIES OF THE NATIONAL ECONOMY BY SECTIONS OF PKD IN 2015

As of 31 XI



Similarly as in 2014, an overwhelming majority, that is 740534, i.e. 96.7% of the total number of entities represented **private sector**. Among entities of this sector, 67.9% represented natural persons conducting economic activity – mainly in trade; repair of motor vehicles, professional, scientific and technical activities as well as in construction.

Entities of **public sector** which accounted for 12881 made up 1.7% of the total entities registered in the REGON register. They were mainly included in the sections education and real estate activities.

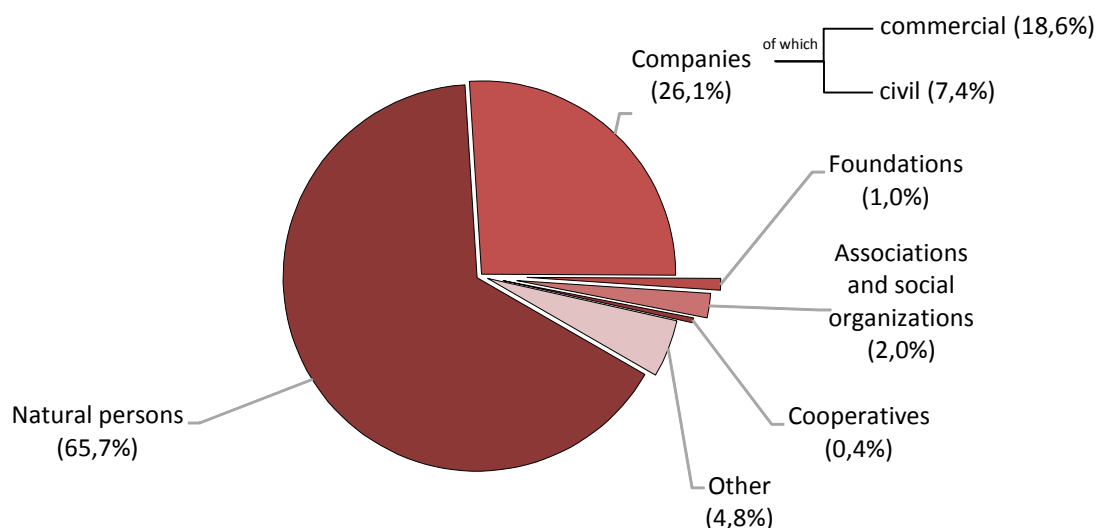
At the end of December 2015 there were 62 **state owned enterprises** registered in the REGON register. Over a year their number decreased by 5, i.e. 7.5%. The above mentioned decrease was recorded in m.st. Warszawa, while in other territorial units the number of state owned enterprises remained the same.

The number of registered **commercial companies** (142530) over a year increased by 11.5%, of which the most in powiats: ostrołęcki (by 15.1%), piaseczyński (by 13.9%), sokołowski (by 13.8%) and żyrardowski (by 13.0%). Neither powiat nor city with powiat status recorded a decrease.

At the end of December 2015 the number of registered **civil partnerships** amounted to 56916, i.e. by 1.0% more than in a previous year. The highest increase was noted in powiats białobrzeski (by 11.2%), żuromiński (by 4.5%) and zwoleński (by 4.2%). Whereas the highest decrease was recorded in powiats siedlecki (by 5.7%), płoński (by 1.4%) and gostyniński (by 1.3%).

There were 3117 **cooperatives** registered in Mazowieckie voivodship, i.e. by 0.1% less than in December 2014. The increase concerned 6 powiats and 3 cities with powiat status – Siedlce, Płock and Warsaw. A decrease was recorded in 13 powiats.

**STRUCTURE OF ENTITIES OF THE NATIONAL ECONOMY  
BY LEGAL FORMS IN 2015**  
As of 31 XII

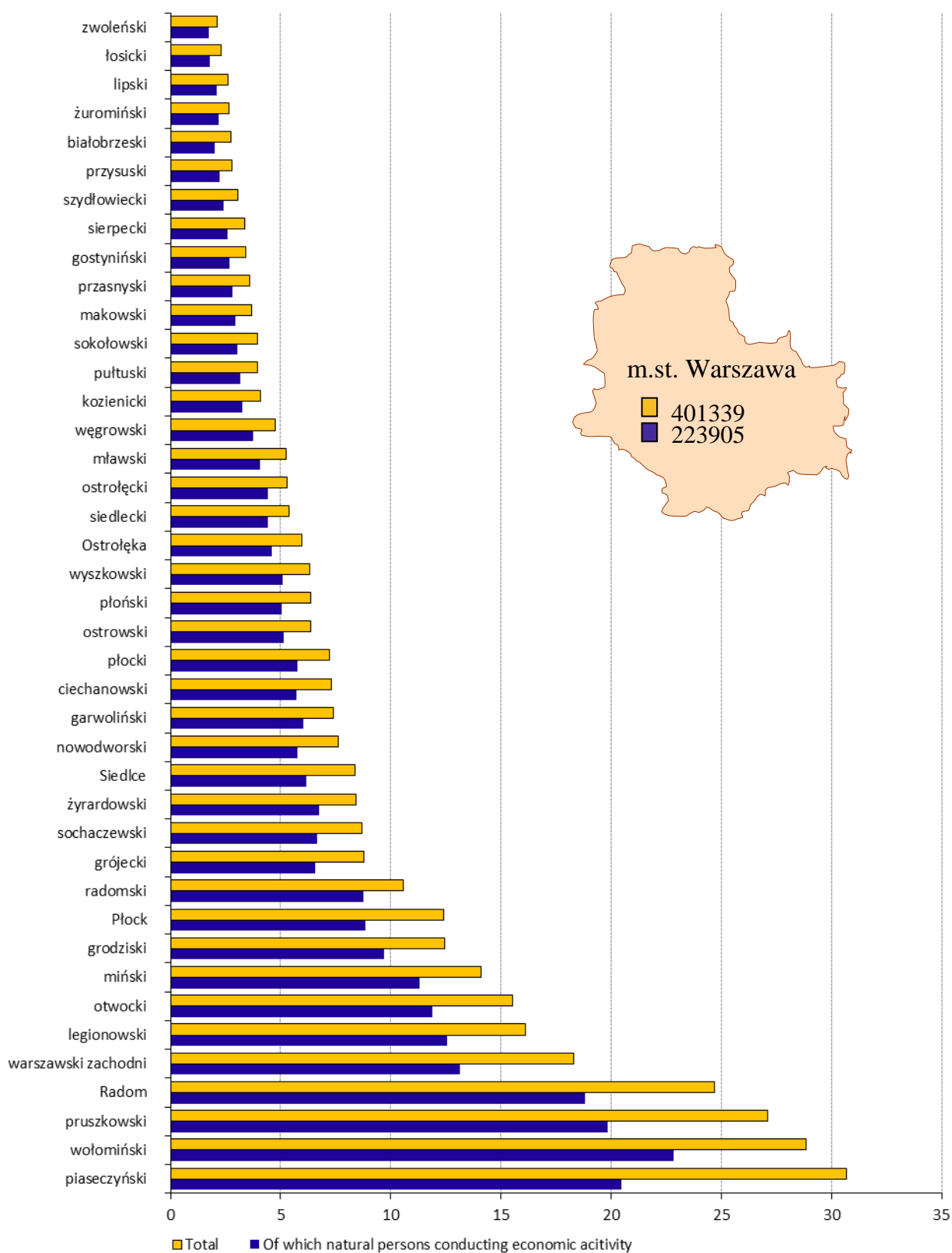


At the end of December 2015 there were 503036 **natural persons conducting economic activity** registered in the REGON register, i.e. by 1.3% less than a year before. The highest increase was recorded in powiats: gostyniński (by 3.6%), zwoleński (by 3.2%) and szydlowiecki (by 2.9%). A decrease concerned 4 powiats and Płock, Siedlce and Radom, of these the highest noted Płock (by 1.8%).

The highest share of natural persons in the total number of entities was in powiats: ostrołęcki, radomski, żuromiński and zwoleński (82.9% to 81.9%), whereas the lowest in m.st. Warszawa (55.8%) and piaseczyński powiat (66.7%).

## ENTITIES OF THE NATIONAL ECONOMY BY POWIATS AND CITIES WITH POWIAT STATUS IN 2015

As of 31 XII



In Mazowieckie voivodship dominated entities included in **microbusiness enterprises** (which at the moment of registration to the REGON register declared employing up to 9 persons); they made up 95.9% to total registered entities. The share of **small** entities (with expected number of 10–49 employed persons) amounted to 3.3%, and of **medium** entities (with expected number of 50–249 employed persons) and of **big** ones (with expected number of 250 and more employed persons) amounted to 0.7% and 0.1% respectively.

In 2015, there were 68432 **new entities** of the national economy **registered** in the REGON register, i.e. by 6.7% more than in a previous year. Most new entities were established in m.st. Warszawa (36377), piaseczyński (2942) and wołomiński powiat (2558) and Radom (2197). Whereas the least in powiats: lipski (167), zwoleński (185), łosicki (196) and białobrzegi (246).

During a year there were 45259 **entities deleted** from the REGON register, i.e. by 6.0% less than during 2014. Majority of the entities were deleted in m.st. Warszawa (19327), Radom (2102) and powiats wołomiński (2069) and piaseczyński (1752).

In 2015, the rate measured by the ratio of the number of entities deleted from the register to the number of newly registered entities in the voivodship was estimated at 66.1%. Ratio, higher than the average was in 39 powiats and cities with powiat status, but the highest was in Płock (98.3%) and powiats kozienicki (97.9%), lipski (97.6%) and pułtuski (97.4%). The lowest ratio of the number of entities deleted from the register to the number of newly registered entities was in m.st. Warszawa (53.1%) and powiats piaseczyński (59.6%) and zwoleński (65.4%).

In 2015 in Mazowieckie voivodship there were 143.4 entities of the national economy registered in the REGON register per 1000 population. This share was the highest in m.st. Warszawa (230.7). The rate higher than the average, apart from the capital city, recorded 3 powiats: piaseczyński (174.8), pruszkowski (169.3) and warszawski zachodni (162.7). Whereas the lowest rate was recorded in powiats: zwoleński (57.3), ostrołęcki (60.1), sierpecki (63.2) and płocki (65.1).

# ENTITIES OF THE NATIONAL ECONOMY PER 1000 POPULATION AND UNEMPLOYMENT RATE IN 2015

As of 31 XII

Entities – as of 31 XII  
Population – as of 30 VI



Table. 1. **Entities of the national economy in subregions of Mazowieckie voivodship by expected number of employed persons<sup>a</sup> in 2015**

As of 31 XII

Specification	Total		Public sector		Private sector	
	in absolute numbers	2014=100	in absolute numbers	2014=100	in absolute numbers	2014=100
<b>VOIVODSHIP</b>						
<b>Total</b> .....	<b>766030<sup>b</sup></b>	<b>103.2</b>	<b>12881</b>	<b>100.4</b>	<b>740534</b>	<b>101.6</b>
0– 9 persons	734579	103.3	7140	101.4	714826	101.6
10– 49 .....	25342	100.6	3674	99.6	21667	100.7
50–249 .....	5042	99.5	1701	98.3	3340	100.1
250–999 .....	818	99.8	273	99.6	545	99.8
1000 persons and more	249	96.9	93	98.9	156	95.7
Ciechanowski subregion						
<b>Total</b> .....	<b>25584</b>	<b>101.3</b>	<b>930</b>	<b>99.9</b>	<b>24563</b>	<b>101.0</b>
0– 9 persons	24523	101.4	503	101.2	23929	101.0
10– 49 .....	880	100.1	331	98.8	549	100.9
50–249 .....	163	96.4	90	96.8	73	96.1
250–999 .....	15	107.1	5	100.0	10	111.1
1000 persons and more	3	100.0	1	100.0	2	100.0
Ostrołęcki subregion						
<b>Total</b> .....	<b>31263</b>	<b>101.0</b>	<b>1086</b>	<b>99.2</b>	<b>30097</b>	<b>100.8</b>
0– 9 persons	30164	101.1	616	99.7	29468	100.8
10– 49 .....	913	100.7	373	99.2	540	101.7
50–249 .....	168	97.1	87	95.6	81	98.8
250–999 .....	14	107.7	9	100.0	5	125.0
1000 persons and more	4	100.0	1	100.0	3	100.0
Płocki subregion						
<b>Total</b> .....	<b>26404</b>	<b>101.0</b>	<b>910</b>	<b>100.2</b>	<b>25371</b>	<b>100.6</b>
0– 9 persons	24933	101.1	494	101.4	24316	100.6
10– 49 .....	1182	99.4	298	99.3	884	99.4
50–249 .....	253	100.4	110	97.3	143	102.9
250–999 .....	31	96.9	7	100.0	24	96.0
1000 persons and more	5	100.0	1	100.0	4	100.0
Radomski subregion						
<b>Total</b> .....	<b>52656</b>	<b>100.9</b>	<b>1419</b>	<b>99.6</b>	<b>51088</b>	<b>100.7</b>
0– 9 persons	50402	100.9	716	100.4	49538	100.7
10– 49 .....	1870	101.0	498	99.2	1371	101.6
50–249 .....	346	98.0	179	97.3	167	98.8
250–999 .....	31	100.0	20	105.3	11	91.7
1000 persons and more	7	100.0	6	100.0	1	100.0
Siedlecki subregion						
<b>Total</b> .....	<b>24774</b>	<b>100.5</b>	<b>845</b>	<b>100.7</b>	<b>23849</b>	<b>100.1</b>
0– 9 persons	23717	100.4	493	102.1	23144	100.1
10– 49 .....	882	101.5	259	100.0	623	102.1
50–249 .....	153	98.7	86	95.6	67	103.1
250–999 .....	19	100.0	6	100.0	13	100.0
1000 persons and more	3	100.0	1	100.0	2	100.0

<sup>a</sup> Expected, not the actual, number at the moment of registration, because there is no legal obligation to update the information given at the moment of first registration to the REGON register by the entity. <sup>b</sup> Grouped according to the public and private sector excluding entities for which the full information does not occur in the REGON register.



Table 1. **Entities of the national economy in the subregions of Mazowieckie voivodship by expected number of employed persons<sup>a</sup> in 2015 (cont.)**

As of 31 XII

Specification	Total		Public sector		Private sector	
	in absolute numbers	2014=100	in absolute numbers	2014=100	in absolute numbers	2014=100
M.st. Warszawa subregion						
<b>Total</b> .....	<b>401339</b>	<b>104.6</b>	<b>4407</b>	<b>101.5</b>	<b>386350</b>	<b>102.0</b>
0– 9 persons	384290	104.8	2608	102.7	371101	102.1
10– 49 .....	13332	100.6	805	100.1	12527	100.6
50–249 .....	2908	99.7	728	99.5	2179	99.7
250–999 .....	597	100.0	184	99.5	413	100.2
1000 persons and more	212	96.4	82	98.8	130	94.9
Warszawski wschodni subregion						
<b>Total</b> .....	<b>89549<sup>b</sup></b>	<b>101.8</b>	<b>1687</b>	<b>100.0</b>	<b>87477</b>	<b>101.4</b>
0– 9 persons	86267	101.9	883	99.8	84999	101.5
10– 49 .....	2774	100.4	590	100.5	2184	100.3
50–249 .....	453	100.2	191	99.5	262	100.8
250–999 .....	51	102.0	23	100.0	28	103.7
1000 persons and more	4	100.0	-	x	4	100.0
Warszawski zachodni subregion						
<b>Total</b> .....	<b>114461</b>	<b>102.7</b>	<b>1597</b>	<b>99.5</b>	<b>111739</b>	<b>101.8</b>
0– 9 persons	110283	102.8	827	100.6	108331	101.8
10– 49 .....	3509	100.5	520	98.9	2989	100.8
50–249 .....	598	100.0	230	97.5	368	101.7
250–999 .....	60	93.8	19	95.0	41	93.2
1000 persons and more	11	100.0	1	100.0	10	100.0

<sup>a</sup> Expected, not the actual, number at the moment of registration, because there is no legal obligation to update the information given at the moment of first registration to the REGON register by the entity. <sup>b</sup> Grouped according to the public and private sector excluding entities for which the full information does not occur in the REGON register.

Detailed data you shall find in a tabular summary in the publication *Structural changes of groups of the national economy entities in the Regon register in Mazowieckie voivodship in 2015* which will be published on the Statistical Office's website this year in March [www.warszawa.stat.gov.pl](http://www.warszawa.stat.gov.pl)