

**STATISTICAL OFFICE IN WARSAW****1 Sierpnia 21, 02-134 Warszawa***Information*

Prepared on: 24.02.2014

Contact: e-mail: sekretariatUSWAW@stat.gov.pl  
tel. (22) 464-23-15, 464-23-12  
fax (22) 846-76-67

Internet: www.stat.gov.pl/warsz

**ENTITIES OF NATIONAL ECONOMY IN REGON REGISTER  
IN MAZOWIECKIE VOIVODSHIP**  
in the end of 2013

---

*When publishing Statistical Office data please indicate the source.*

---

Source of the published data is the National Official Business Register REGON run by the President of the CSO on the basis of the provisions of the Law on Official Statistics of 29 June 1995 (Journal of Laws of 2012, item 591 as amended) and regulation of the Council of Ministers of 27 July 1999 on the mode and methodology of running and updating the business register, including application, questionnaire and certificate specimens, as well as detailed conditions and mode of cooperation of official statistics services with other bodies running official registers and information systems of public administration (Journal of Laws No. 69, item 763 as amended).

REGON registers entities of national economy (called legal entities), that is **legal persons, organizational units without legal personality, natural persons conducting economic activity** as well as their local units (enterprises, divisions, branches).

Data presented in this information **do not include local units or natural persons running exclusively a private farm.**

Data are presented according to the **Polish Classification of Activities 2007 (PKD 2007)**. Entities have been classified in the particular sections of PKD according to the prevailing kind of activity declared upon entry to the REGON register or upon entering updated information submitted by the entity.

Data on entities presented in this information for voivodship, subregions and powiats correspond to the levels 2,3 and 4 of the Nomenclature of Territorial Units for Statistical Purposes (NTS) introduced by the regulation of the Council of Ministers of 14 November 2007 (Journal of Laws No. 214, item 1573 as amended).

Subregions (level 3) group units on the level of powiat. Mazowieckie voivodship consists of **37 powiats and 5 cities with powiat status**, which are: capital city of Warsaw, Ostrołęka, Plock, Radom, Siedlce.

\* \*  
\*


In the end of December 2013 in Mazowieckie voivodship in REGON register 724997 **entities of national economy** were registered, which amounted to 17.8% of all entities registered throughout the country. In comparison with the previous year the number of entities in Mazowieckie voivodship increased by 3.7%. The largest increase occurred in piaseczyński (by 6.4%) and ostrołęcki (by 5.4%) powiats, as well as the capital city of Warsaw (by 4.6%). A decrease was registered only in lipski powiat (by 0.5%).

Among the entities of national economy registered in Mazowieckie voivodship majority were located in the subregion of the capital city of Warsaw (371476), and 27.1% of the entities were registered in neighbouring subregions (warszawski zachodni – 109326 and warszawski wschodni –

86774). The smallest number of entities were registered in ciechanowsko-płocki subregion (46861) and they amounted to 6.5% of the amount of entities in the voivodship.

### STRUCTURE OF ENTITIES OF NATIONAL ECONOMY BY SUBREGIONS IN 2013 As of 31 December

Subregions:



Among the powiats and cities with powiat status (excluding c.c. Warsaw), the most entities were registered in the following powiats: piaseczyński (28313) – 3.9%, wołomiński (27711) – 3.8% and pruszkowski (26247) – 3.6%, as well as in Radom (24711) – 3.4%. In contrast, the smallest number of entities were registered in zwoleński (1985) and łosicki (2231) powiats (both 0.3%).

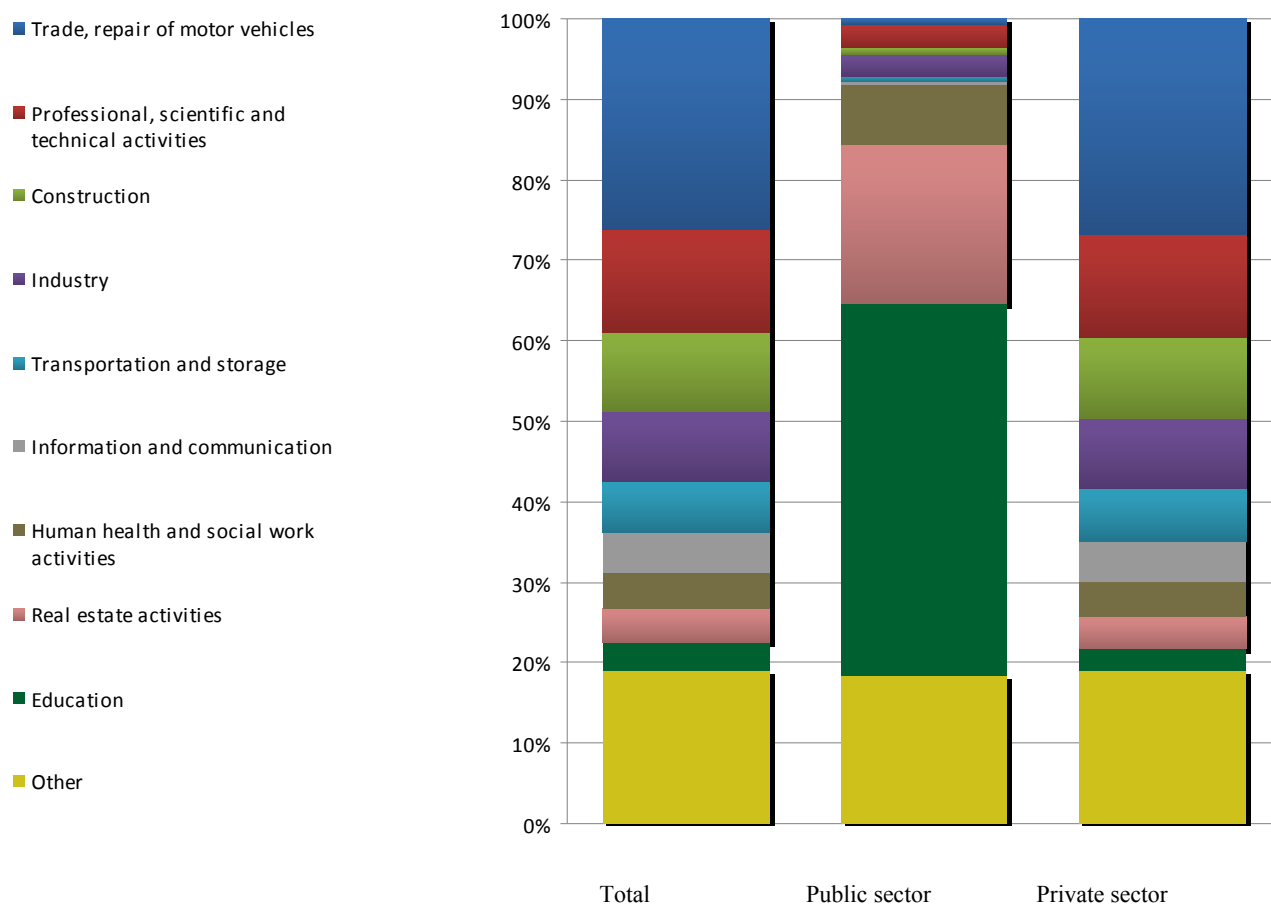
In the end of December 2013 in Mazowieckie voivodship the largest group of entities were the ones dealing with: trade; repair of motor vehicles – 190309 (26.2%), professional, scientific and technical activities – 92420 (12.7%), construction – 71235 (9.8%) and industry – 63287 (8.7%).

In comparison with 2012, the number of entities increased i.a. in the following sections: providing and distributing electric power, natural gas, steam and hot water (by 31.0%), information and communication (by 10.0%), water supply, sewerage, waste management and remediation (by 8.8%), professional, scientific and technical activities as well as administrative and support service activities (both by 8.3%). There was a decline i.a. in the sections: agriculture, forestry and fishing (by 4.9%), transportation and storage (by 0.7%), public administration and defence; compulsory social security (by 0.1%).

In comparison with December 2012, the increase of the share of entities was the largest for professional, scientific and technical activities (by 0.5 percentage points) and information and communication (by 0.3 percentage points). The share among the total number of entities decreased for i.a. the following sections: trade, repair of motor vehicles (by 0.6 percentage points), construction as well as transportation and storage (by 0.3 percentage points).

## STRUCTURE OF THE ENTITIES OF NATIONAL ECONOMY BY PKD SECTIONS IN 2013

As of 31 December



As in 2012, vast majority of entities (712055, i.e. 98.2% of the total number) belonged to the **private sector**. Among entities of this sector 69.3% were natural persons conducting economic activity – first of all in trade, repair of vehicles, professional, scientific and technical activities as well as construction.

Entities belonging to the **public sector** (12942) amounted to 1.8% of all entities in the register. They belonged mostly to the sections education and real estate activities.

In the end of December 2013 in REGON register there were 69 **state owned enterprises**. During the year their number in the capital city of Warsaw decreased by 1.

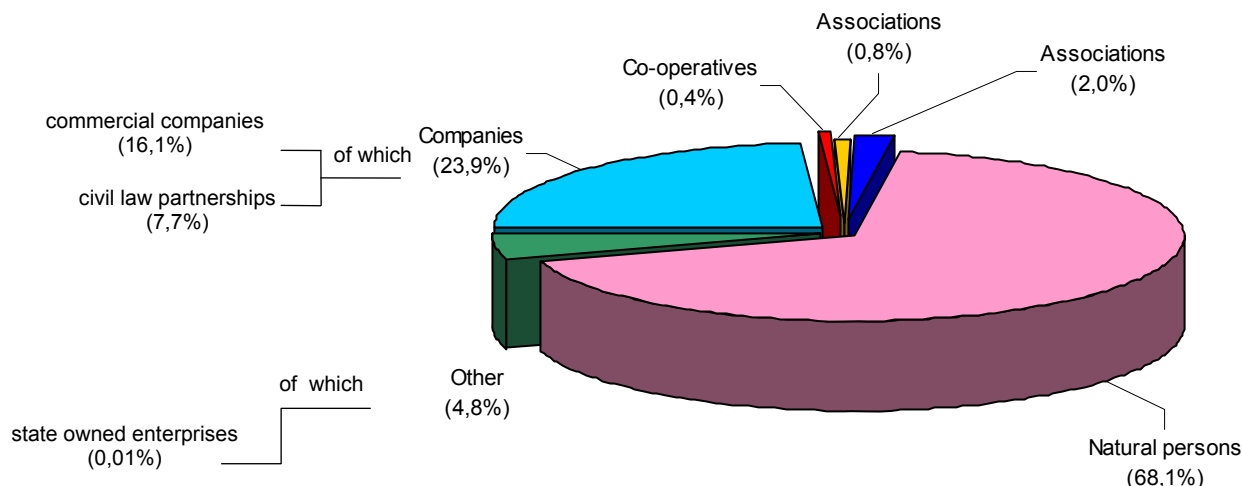
The number of registered **commercial companies** (116949) increased by 11.6% over the year. The largest increase occurred in the following powiats: siedlecki (by 19.0%), sierpecki (by 18.3%), zuromiński (by 16.9%) and plocki (by 16.4%). A decline of the number of registered commercial companies was reported in białobrzzeski powiat (by 2.1%).

In the end of December 2012 the number of registered **civil law partnerships** was 55952, i.e. by 1.0% more than a year before. The largest increase in this category was reported in powiats: zuromiński (by 6.9%), lipski (by 4.2%) and przysuski (by 3.5%). The largest decrease occurred in łosicki (by 2.6%) and gostyniński (by 1.3%) powiats and in the city of Radom (by 1.2%).

In the end of December 2013 the number of registered **co-operatives** was 3116, i.e. 0.2% more than a year earlier. An increase was registered in 14 powiats and two cities with powiat status (Płock and Ostrołęka). A decrease occurred in eleven powiats and two cities: Warsaw and Siedlce.

### STRUCTURE OF ENTITIES OF NATIONAL ECONOMY BY LEGAL FORM IN 2013

As of 31 December

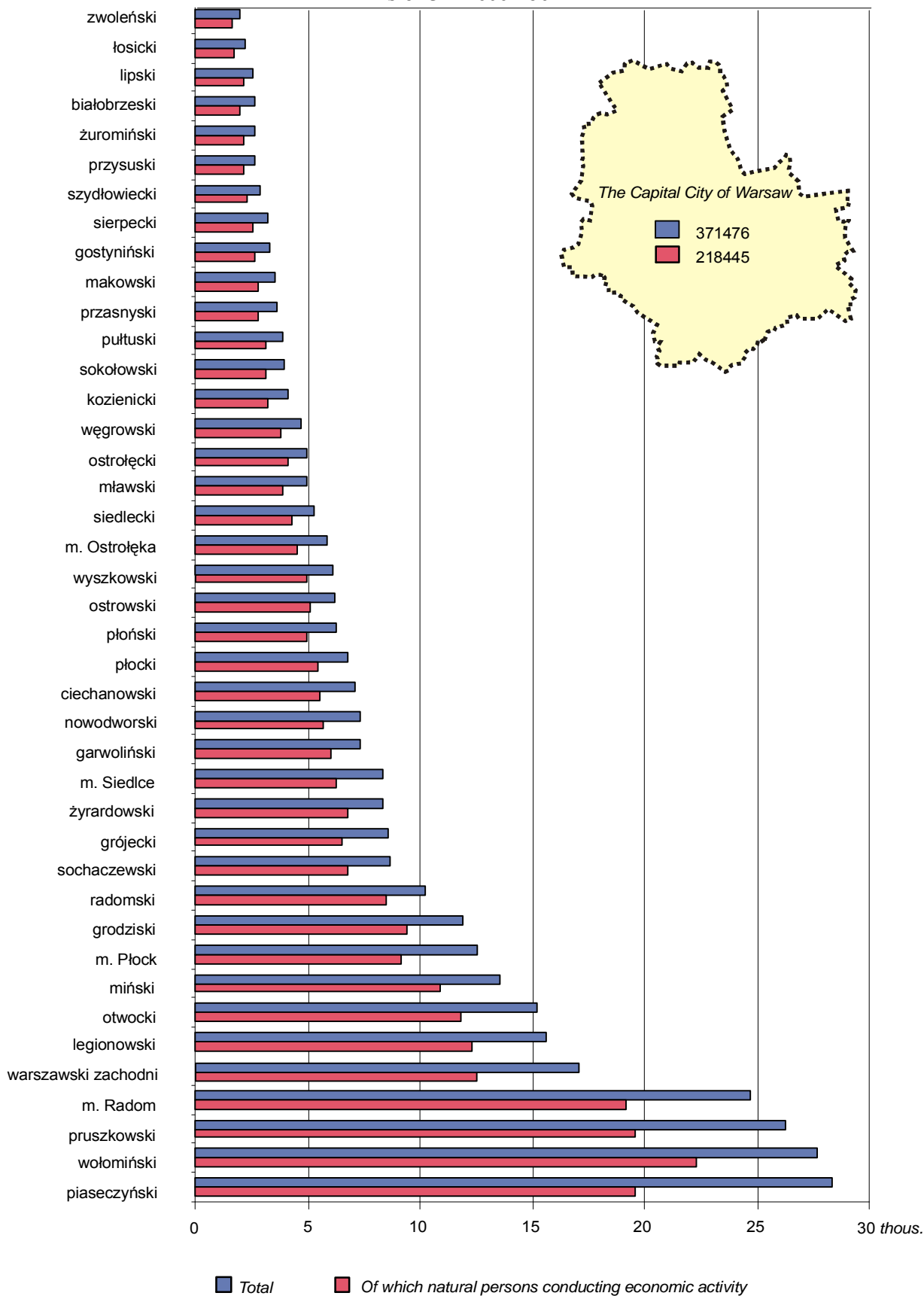


In the end of December 2013 in REGON there were registered 493319 **natural persons conducting economic activity**, i.e. by 2.3% more than in December 2012. The largest increase occurred in the powiats: piaseczyński (by 5.8%), ostrołęcki (by 5.4%) and płocki (by 4.3%). A decrease was observed in 4 powiats and one city (Płock), among which the largest decrease was registered in lipski powiat (by 1.1%).

The largest proportion of natural persons in the total number of registered entities was recorded in the powiats: zuromiński, radomski, ostrołęcki and garwoliński, whereas the smallest – in the capital city of Warsaw and piaseczyński powiat.

## ENTITIES OF NATIONAL ECONOMY BY POWIATS AND CITIES WITH POWIAT STATUS IN 2013

As of 31 December



In Mazowieckie voivodship the dominant group of entities were **micro enterprises** (which upon entry to REGON register have declared employing not more than 9 persons), they amounted to 95.7% of all registered entities. The proportion of **small** entities (with projected number of employed persons between 10 and 49) was 3.4%, while of **medium-sized** (projected number of employed persons 50-249) and **large** (projected number of employed persons 250 and more) enterprises was 0.7% and 0.1%, respectively.

In 2013 there were 65439 **new entities of national economy registered** in REGON, that is by 7.7% more than in the preceding year. The most new entities were created in the capital city of Warsaw (32613), piaseczyński (2708) and wołomiński (2664) powiats and in the city of Radom (2336). Whereas the least new units were set up in the following powiats: lipski (173), zwoleński (214), łosicki (226) and białobrzegi (234).

In 2013 40955 **entities were cancelled** from REGON register, which was 7.8% more than in 2012. The largest number of entities were cancelled in the capital city of Warsaw (16815), Radom (2084), wołomiński (1980) and pruszkowski (1416) powiats.

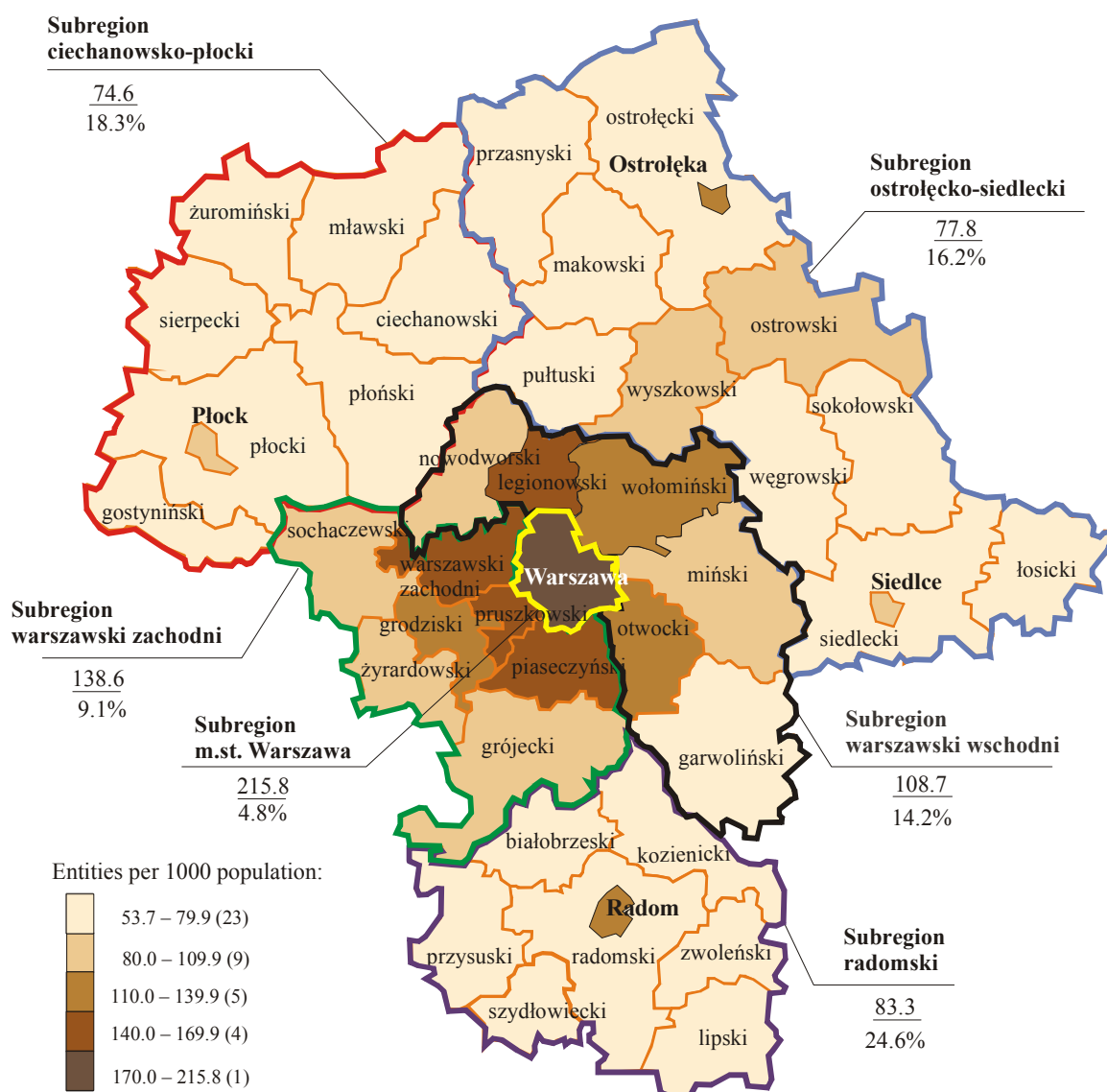
In 2013 the ratio of the number of cancelled entities to the number of newly registered ones in Mazowieckie voivodship equalled to 62.6%. It was higher than average in 39 powiats and cities with powiat status, with the highest value registered in the powiats: lipski (102.9%), zuromiński and zwoleński (both 90.7%) as well as żyrardowski (90.3%). The ratio of entities cancelled from the register to newly registered ones was the lowest in piaseczyński powiat (50.0%), capital city of Warsaw (51.6%) and siedlecki powiat (61.2%).

In 2013 in Mazowieckie voivodship there were 136.5 entities of national economy registered in REGON per 1000 population. The highest value of this indicator was recorded in Warsaw (215.8). Value above the average, apart from the capital city, was registered also in four powiats: pruszkowski (166.0), piaseczyński (165.5), warszawski zachodni (155.6) and legionowski (140.9). The lowest ratio of entities per 1000 population was observed in the following powiats: zwoleński (53.7), ostrołęcki (56.4), sierpecki (60.7) and płocki (61.3).

# ENTITIES OF NATIONAL ECONOMY PER 1000 POPULATION AND UNEMPLOYMENT RATE IN 2013

As of 31 December

Entities – as of 31 XII  
Population – as of 30 IX



*In brackets - the number of powiats in each value range.*

**Table 1. Entities of national economy in subregions of Mazowieckie voivodship by projected number of employed persons<sup>a</sup> in 2013**

As of 31 December

Specification	Total		Public sector		Private sector	
	absolute number	2012=100	absolute number	2012=100	absolute number	2012=100
<b>VOIVODSHIP</b>						
<b>Total</b> .....	<b>724997</b>	<b>103.7</b>	<b>12942</b>	<b>100.0</b>	<b>712055</b>	<b>103.8</b>
0– 9 persons .....	694161	103.8	7080	102.6	687081	103.9
10– 49 .....	24715	100.4	3769	95.6	20946	101.3
50–249 .....	5039	100.4	1725	100.1	3314	100.5
250–999 .....	827	98.8	274	97.9	553	99.3
1000 persons and more	255	100.0	94	97.9	161	101.3
ciechanowsko-płocki subregion						
<b>Total</b> .....	<b>46861</b>	<b>102.5</b>	<b>1713</b>	<b>101.4</b>	<b>45148</b>	<b>102.5</b>
0– 9 persons	44473	102.6	913	106.2	43560	102.6
10– 49 .....	1947	99.4	595	95.5	1352	101.3
50–249 .....	393	99.5	192	99.5	201	99.5
250–999 .....	41	93.2	11	91.7	30	93.8
1000 persons and more	7	100.0	2	100.0	5	100.0
ostrolęcko-siedlecki subregion						
<b>Total</b> .....	<b>58764</b>	<b>102.8</b>	<b>2095</b>	<b>100.1</b>	<b>56669</b>	<b>102.9</b>
0– 9 persons .....	56512	103.0	1202	104.7	55310	103.0
10– 49 .....	1858	97.3	683	92.9	1175	100.0
50–249 .....	350	97.2	192	100.5	158	93.5
250–999 .....	37	102.8	16	100.0	21	105.0
1000 persons and more	7	100.0	2	100.0	5	100.0
radomski subregion						
<b>Total</b> .....	<b>51796</b>	<b>101.1</b>	<b>1435</b>	<b>100.0</b>	<b>50361</b>	<b>101.2</b>
0– 9 persons .....	49573	101.2	716	104.1	48857	101.2
10– 49 .....	1827	99.0	509	95.3	1318	100.5
50–249 .....	357	99.4	184	98.9	173	100.0
250–999 .....	33	97.1	21	95.5	12	100.0
1000 persons and more	6	100.0	5	100.0	1	100.0
c.c. Warsaw subregion						
<b>Total</b> .....	<b>371476</b>	<b>104.6</b>	<b>4413</b>	<b>99.5</b>	<b>367063</b>	<b>104.7</b>
0– 9 persons .....	354781	104.8	2550	100.5	352231	104.8
10– 49 .....	12981	101.2	866	95.7	12115	101.7
50–249 .....	2895	101.3	730	101.2	2165	101.3
250–999 .....	601	99.7	184	98.9	417	100.0
1000 persons and more	218	100.0	83	97.6	135	101.5
warszawski wschodni subregion						
<b>Total</b> .....	<b>86774</b>	<b>102.9</b>	<b>1676</b>	<b>100.0</b>	<b>85098</b>	<b>103.0</b>
0– 9 persons .....	83600	103.0	880	102.3	82720	103.0
10– 49 .....	2669	100.1	582	97.2	2087	101.0
50–249 .....	449	100.9	191	99.0	258	102.4
250–999 .....	51	98.1	23	95.8	28	100.0
1000 persons and more	5	125.0	–	x	5	125.0
warszawski zachodni subregion						
<b>Total</b> .....	<b>109326</b>	<b>103.5</b>	<b>1610</b>	<b>99.5</b>	<b>107716</b>	<b>103.5</b>
0– 9 persons .....	105222	103.6	819	101.4	104403	103.6
10– 49 .....	3433	100.5	534	97.4	2899	101.1
50–249 .....	595	98.7	236	98.3	359	98.9
250–999 .....	64	94.1	19	95.0	45	93.8
1000 persons and more	12	92.3	2	100.0	10	90.9

<sup>a</sup> The number of employed persons as projected in the moment of registration, not the actual one, as there is no legal obligation to update the information declared in the application for entry to REGON register.

Tables with detailed data can be found in the publication 'Structural changes of groups of the national economy in REGON register in Mazowieckie voivodship, 2013' downloadable from the website of our Office: [www.stat.gov.pl/urzedy/warsz](http://www.stat.gov.pl/urzedy/warsz).