

Out-patient health care in Mazowieckie Voivodship in 2023

27 June 2024

 **5.8%**

Increase in the number of out-patient consultations compared to 2022

At the end of 2023, out-patient health care was carried out by 3570 out-patient departments and 205 medical and dental practices providing services funded by public sources. In 2023, 56.4 million out-patient consultations were provided – 50.4 million medical and 5.9 million dental consultations.

Out-patient departments and medical practices

At the end of 2023, there were 3775 providers of out-patient health care, of which 3570 out-patient departments¹ as well as 27 medical practices and 178 dental practices providing services funded by public sources.

At the end of 2023, 16% of out-patient departments were funded by public sources

Table 1. Out-patient health care providers

As of 31 December

SPECIFICATION	2022	2023	
		In absolute numbers	2022=100
Total	3638	3775	103,8
Departments	3412	3570	104,6
urban areas	2791	2951	105,7
rural areas	621	619	99,7
Practices ^a total	226	205	90,7
medical	29	27	93,1
dental	197	178	90,4
urban areas	132	116	87,9
rural areas	94	89	94,7

a Data include practices that have signed contracts with the National Health Fund or out-patient departments.

Compared to 2022, the number of out-patient health care providers increased by 4.6%, with an increase only in urban areas, while a decrease was recorded in rural areas. The number of medical and dental practices i.e. those that signed contracts with the National Health Fund or with out-patient health care providers decreased (by 6.9% and 9.6%, respectively), mainly in urban areas.

In 2023, the number of medical and dental practices that have signed contracts with the National Health Fund or out-patient departments decreased

¹ Including out-patient departments of the Ministry of National Defence and the Ministry of Internal Affairs and Administration.

At the end of 2023, there were 1460 persons per out-patient health care provider (by 55 persons fewer than a year before). The indicator in question was two times higher in rural areas (2752) than in urban areas (1161).

In Mazowieckie Voivodship, 93.5% of out-patient health care providers were adapted to the needs of the disabled. Most of the providers — 65.4% were equipped with ramps or platforms facilitating the entrance to the building, 36.4% had non-slip floors and 31.1% an elevator. 5.3% of out-patient health care providers had facilities for the visually impaired and the blind, and 5.1% for the hearing impaired and deaf.

Out-patient consultations

In 2023, there were 56,380.0 thousand out-patient consultations provided, i.e. by 5.8% more than in 2022. The vast majority of consultations (87.4%) were provided in urban areas.

On average, there were more than 3.5 times out-patient consultations per urban than per rural inhabitant

Table 2. Consultations provided^a in out-patient health care

SPECIFICATION	2022	2023	
	In thousands		2022=100
Consultations provided	53289,9	56380,0	105,8
of which via telephone	7739,8	6521,8	84,3
urban areas	46302,1	49279,0	106,4
rural areas	6987,8	7101,0	101,6
In primary health care	22335,4	23028,8	103,1
of which:			
at home	201,9	221,3	109,6
via telephone	3600,3	2519,2	70,0
Nighttime and holiday medical service ^b	731,3	720,5	98,5
in the infirmary	659,0	674,3	102,3
at the patient's home	23,0	20,8	90,2
via telephone	49,3	25,4	51,6
In specialised care	30223,1	32630,6	108,0
medical	24697,5	26693,1	108,1
of which via telephone	4086,1	3966,5	97,1
dental	5525,7	5937,5	107,5
of which via telephone	4,1	10,6	255,3

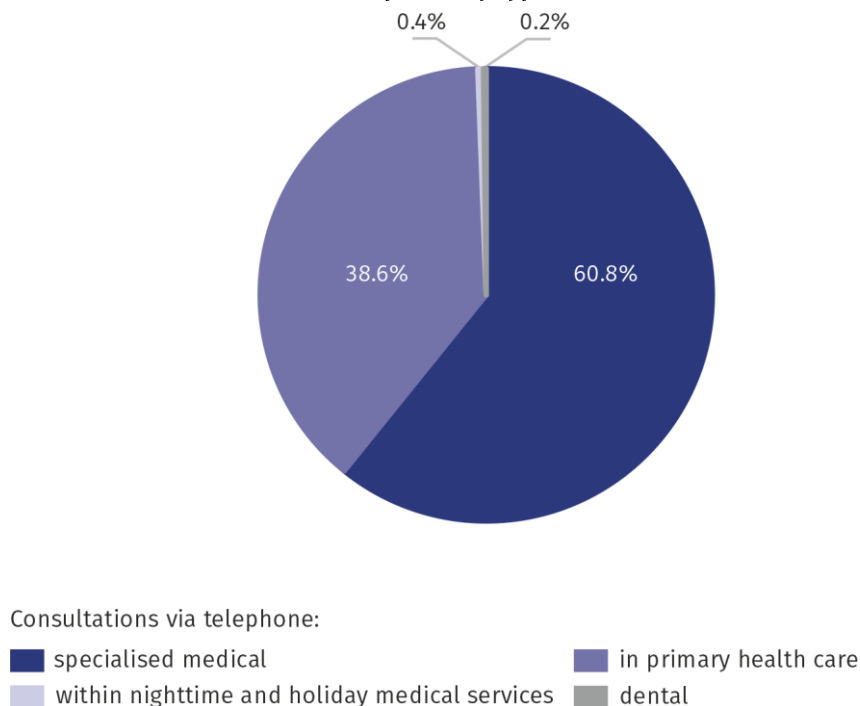
Every ninth out-patient consultation was via telephone

a Including consultations paid by patients (non public sources); without consultations from the admission rooms of general hospitals. b Primary health care services provided from Monday to Friday from 6.00 p.m. to 8.00 a.m. the following day and 24 hours a day on public holidays. including consultations under subcontracts with the hospital to carry out that consultations.

The average number of out-patient consultations per capita in 2023 was 10.2, with the indicator over 3.5 times higher in urban than in rural areas and amounted to 13.8 and 3.7, respectively.

Consultations via telephone, i.e. consultations provided remotely using a telephone connection or another ICT system, accounted for 11.6% of all out-patient consultations provided (in 2022 – 14.5%).

Chart 1. Structure of consultations via telephone by type of consultation in 2023



21% of consultations via telephone within nighttime and holiday medical services were provided to children and youth under 18

Most out-patient consultations were provided in specialised care – 32,630.6 thousand, i.e. 57.9% of the total, including 10.5% by dentists. Consultations via telephone accounted for 12.2% of all specialised consultations provided.

Consultations provided in primary health care accounted for 40.8% of all out-patient consultations, and every ninth of them was provided via telephone. Primary health care doctors also provided 221.3 thousand, i.e. 1.0%, of consultations at the patient's home.

720.5 thousand consultations were provided within nighttime and holiday medical service, i.e. 1.3% of all out-patient consultations. Most of them were provided on an out-patient basis – 93.6%, while telephone consultations constituted 3.5%, and consultations at the patient's home – 2.9%.

Out-patient consultations were more often provided to women. In the field of specialist care they constituted 60.8%, in primary care – 57.9%, while within nighttime and holiday medical service – 55.9%.

In 2023, more than half – 52.8% of consultations were provided to persons aged 18-64, aged 65 years and more – 27.8%, and aged 0-17 years – 19.4%.

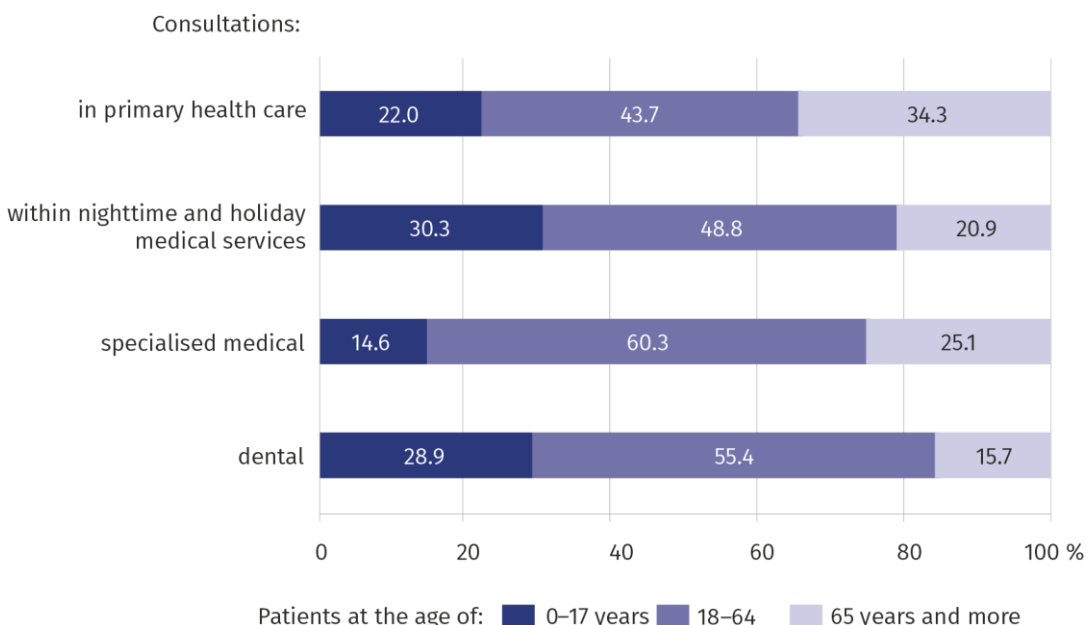
Children and youth in the age group 0-17 years were provided with 10,913.6 thousand consultations, of which 46.5% in primary health care (a decrease of 1.4 pp per year), 35.8% were specialised medical consultations (an increase of 1.1 pp), and 15.7% – dental consultations (an increase by 0.3 pp), and 2.0% – consultations within nighttime and holiday medical service (a 0.1 pp increase compared to 2022).

In the age group of 65 and more, there were 15,676.2 thousand consultations provided, the most in primary health care – 50.4% (a decrease by 0.5 pp per year). Consultations of specialised medical care accounted for 42.7% (a 0.2 pp increase), dental consultations –

Almost 60% of total out-patient health care consultations were provided to women

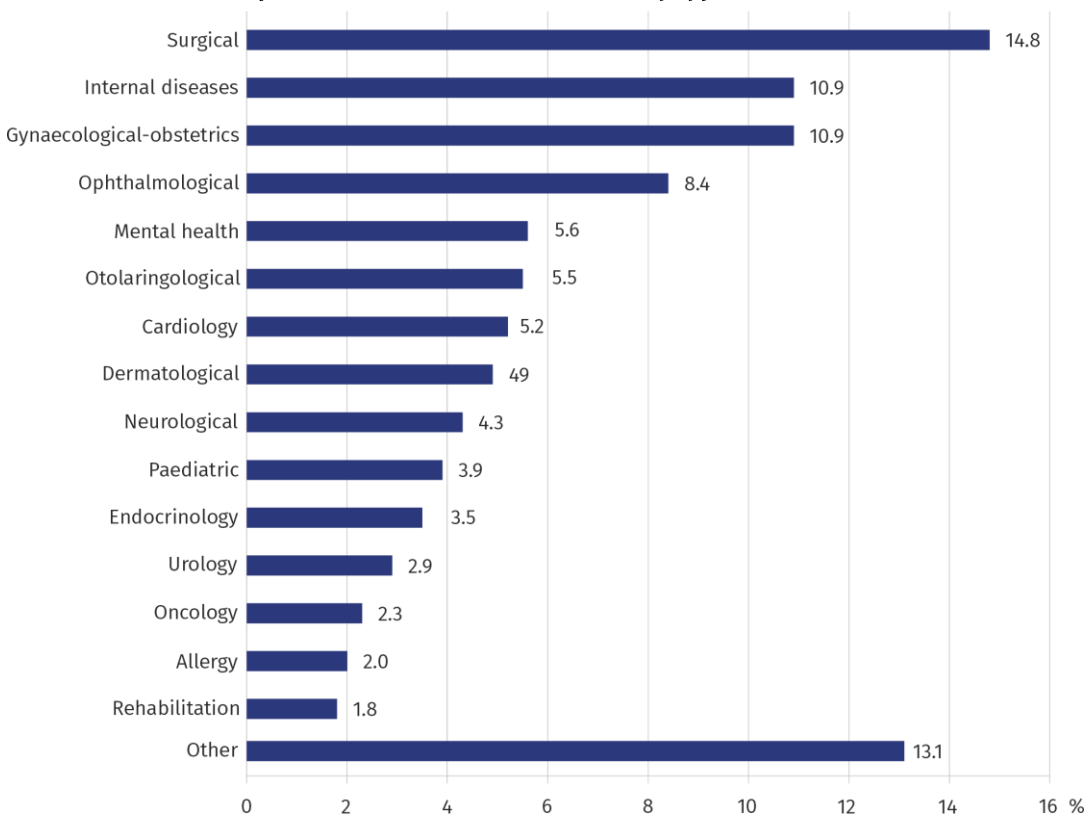
5.9% (a 0.2 pp increase), nighttime and holiday medical service consultations – 1.0% (a 0.1 pp increase).

Chart 2. Structure of out-patient consultations by type of consultation and age of patients in 2023



Every third primary health care consultation was provided to persons aged 65 and over

Chart 3. Structure of specialised medical consultations by type of clinic in 2023



Most (3.9 million) medical consultations in specialised care were provided in surgical out-patient clinics

Compared to 2022, the number of specialised consultations in mental health clinics increased by nearly 11%

In the case of quoting data from the Statistics Poland, please provide information “Statistics Poland data source”, and in the case of publishing calculations made on data published by the Statistics Poland, provide information: “Own study based on Statistics Poland data”.

Prepared by:
Statistical Office in Warszawa
Director Agnieszka Ajdyn
Phone: (+48 22) 464 23 15

Issued by:
Statistical Information Centre
Marcin Kałuski
Phone: (+48 22) 464 20 91

Press office

Phone: (+48 22) 464 20 91

e-mail: m.kaluski@stat.gov.pl



www.warszawa.stat.gov.pl/en/



[@WARSZAWA_STAT](https://twitter.com/WARSZAWA_STAT)



[@UrządStatystycznywWarszawie](https://www.facebook.com/UrządStatystycznywWarszawie)



[gus_stat](https://www.instagram.com/gus_stat)



[głównyurządstatystycznygus](https://www.youtube.com/głównyurządstatystycznygus)



[głównyurządstatystyczny](https://www.linkedin.com/głównyurządstatystyczny)

Related information

[Out-patient health care in Mazowieckie Voivodship in 2022](#)

Data available in databases

[Local Data Bank -> Health care, social welfare and benefits to the family](#)

[Knowledge Databases -> Health and health care](#)

Terms used in official statistics

[Specialised out-patient services](#)

[Out-patient health care services](#)

[Primary health care](#)

[Consultation](#)

[Medical practice](#)

[Out-patient department](#)

Evaluate
the study

