

Out-patient health care in Mazowieckie Voivodship in 2022

29 June 2023

 **5.6%**

Increase in the number of out-patient consultations compared to 2021

At the end of 2022, out-patient health care was carried out by 3412 out-patient departments and 226 medical and dental practices providing services funded by public sources. In 2022, 53.3 million out-patient consultations were provided – 47.8 million medical and 5.5 million dental consultations.

Out-patient departments and medical practices

At the end of 2022, there were 3638 providers of out-patient health care, of which 3412 out-patient departments¹ as well as 29 medical practices and 197 dental practices providing services funded by public sources.

At the end of 2022, 17% of out-patient departments were funded by public sources

Table 1. Out-patient health care providers

As of 31 December

SPECIFICATION	2021	2022	
		in absolute numbers	2021=100
Total	3463	3638	105,1
Departments	3219	3412	106,0
urban areas	2610	2791	106,9
rural areas	609	621	102,0
Practices ^a total	244	226	92,6
medical	32	29	90,6
dental	212	197	92,9
urban areas	138	132	95,7
rural areas	106	94	88,7

a Data include practices that have signed contracts with the National Health Fund or out-patient departments.

Compared to 2021, the number of out-patient health care providers increased by 6.0%, with the increase mainly in urban areas. However, the number of dental practices that signed contracts with the National Health Fund or with out-patient health care providers decreased (by 9.4% and 7.1%, respectively), mainly in rural areas.

In 2022, the number of dental practices that have signed a contract with the National Health Fund or out-patient departments decreased

¹ Including out-patient departments of the Ministry of National Defence and the Ministry of Internal Affairs and Administration.

At the end of 2022, there were 1515 persons per out-patient health care provider (by 77 persons fewer than a year before). The indicator in question was two times higher in rural areas (2724) than in urban areas (1219).

In Mazowieckie Voivodship, 92.8% of out-patient health care providers were adapted to the needs of the disabled. Most of the providers — 66.2% were equipped with ramps or platforms facilitating the entrance to the building, 36.2% had non-slip floors and 30.0% an elevator. 4.6% of out-patient health care providers had facilities for the visually impaired and the blind, and 4.1% for the hearing impaired and deaf.

Out-patient consultations

In 2022, there were 53,289.9 thousand out-patient consultations provided, i.e. by 5.6% more than in 2021. The vast majority of consultations (86.9%) were provided in urban areas.

On average, there were more than 3.5 times out-patient consultations per urban than per rural inhabitant

Table 2. Consultations provided^a in out-patient health care

SPECIFICATION	2021	2022	
		in thousands	2021=100
Consultations provided	50461,9	53289,9	105,6
of which via telephone	11851,7	7739,8	65,3
urban areas	43751,0	46302,1	105,8
rural areas	6710,8	6987,8	104,1
In primary health care	21723,8	22335,4	102,8
of which:			
at home	155,4	201,9	129,9
via telephone	6857,8	3600,3	52,5
Nighttime and holiday medical service ^b	623,5	731,3	117,3
in the infirmary	482,6	659,0	136,6
at the patient's home	23,8	23,0	96,8
via telephone	117,1	49,3	42,1
In specialised care	28114,6	30223,1	107,5
medical	23150,5	24697,5	106,7
of which via telephone	4870,6	4086,1	83,9
dental	4964,0	5525,7	111,3
of which via telephone	6,2	4,1	67,4

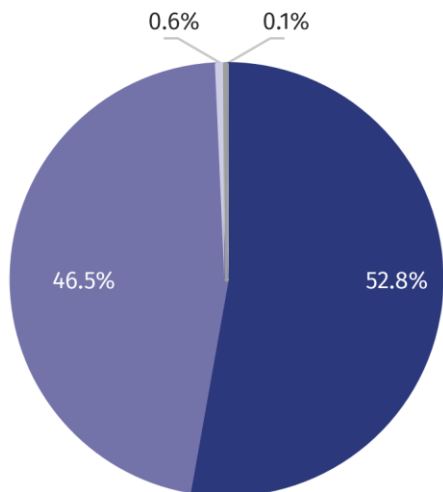
a Including consultations paid by patients (non public sources); without consultations from the admission rooms of general hospitals. b Primary health care services provided from Monday to Friday from 6.00 p.m. to 8.00 a.m. the following day and 24 hours a day on public holidays. including consultations under subcontracts with the hospital to carry out that consultations.

Nearly every seventh out-patient consultation was via telephone

The average number of out-patient consultations per capita in 2022 was 9.7, with the indicator over 3.5 times higher in urban than in rural areas and amounted to 13.0 and 3.6, respectively.

Consultations via telephone, i.e. consultations provided remotely using a telephone connection or another ICT system, accounted for 14.5% of all out-patient consultations provided (in 2021 – 23.5%).

Chart 1. Structure of consultations via telephone by type of consultation in 2022



Consultations via telephone:

- specialised medical
- in primary health care
- within nighttime and holiday medical services
- dental

Most out-patient consultations were provided in specialised care – 30,223.1 thousand, i.e. 56.7% of the total, including 10.4% by dentists. Consultations via telephone accounted for 13.5% of all specialised consultations provided.

Consultations provided in primary health care accounted for 41.9% of all out-patient consultations, and every sixth of them was provided via telephone. Primary health care doctors also provided 201.9 thousand, i.e. 0.9%, of consultations at the patient's home.

731.3 thousand consultations were provided within nighttime and holiday medical service, i.e. 1.4% of all out-patient consultations. Most of them were provided on an out-patient basis – 90.1%, while telephone consultations constituted 6.7%, and consultations at the patient's home – 3.2%.

Out-patient consultations were more often provided to women. In the field of specialist care they constituted 60.7%, in primary care – 58.0%, while within nighttime and holiday medical service – 55.2%.

In 2022, more than half – 52.9% of consultations were provided to persons aged 18-64, aged 65 years and more – 27.4%, and aged 0-17 years – 19.7%.

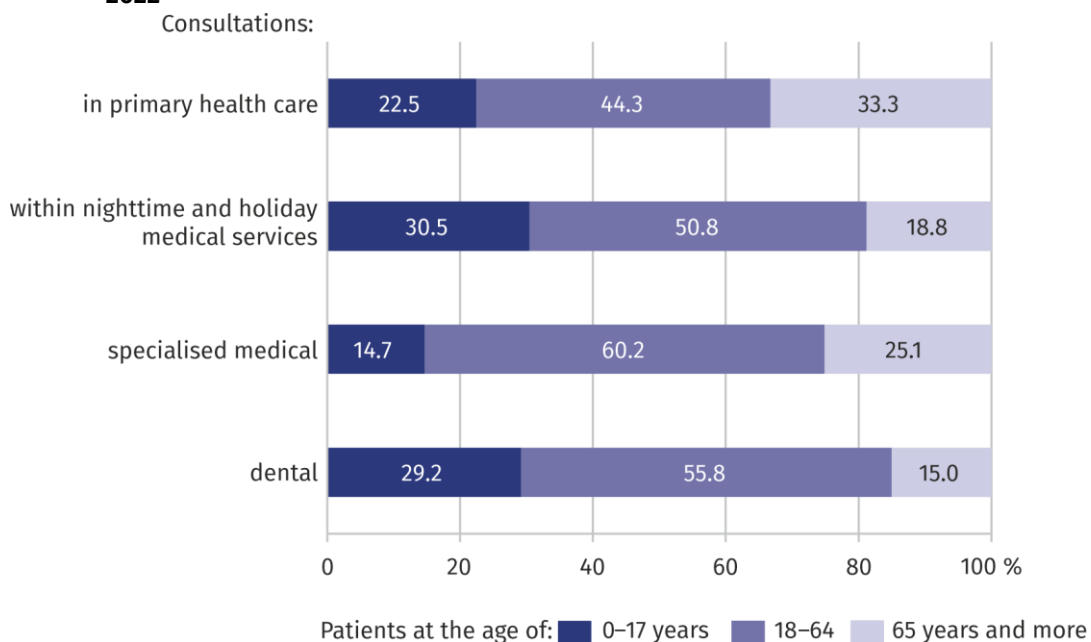
Children and youth in the age group 0-17 years were provided with 10,490.7 thousand consultations, of which 47.9% in primary health care (a decrease of 0.2 pp per year), 34.7% were specialised medical consultations (a decrease of 0.3 pp), and 15.4% – dental consultations (a decrease by 0.3 pp), and 2.1% – consultations within nighttime and holiday medical service (a 0.4 pp increase compared to 2021).

In the age group of 65 and more, there were 14,596.0 thousand consultations provided, the most in primary health care – 50.9% (a decrease by 1.8 pp per year). Consultations of specialised medical care accounted for 42.5% (a 1.8 pp increase), dental consultations – 5.7% (a 0.1 pp increase), nighttime and holiday medical service consultations – 0.9% (no changes compared to 2021).

20% of consultations via telephone within nighttime and holiday medical services were provided to children and youth under 18

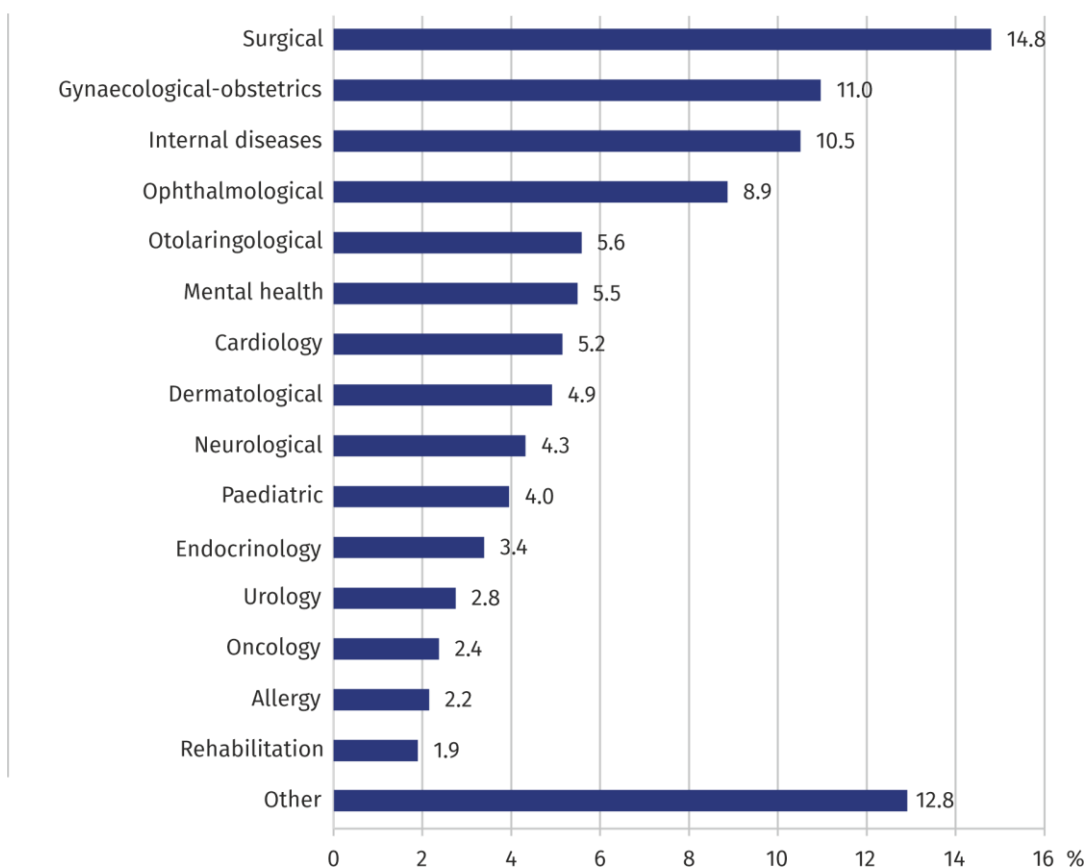
60% of total out-patient health care consultations were provided to women

Chart 2. Structure of out-patient consultations by type of consultation and age of patients in 2022



Every third primary health care consultation was provided to persons aged 65 and over

Chart 3. Structure of specialised medical consultations by type of clinic in 2022



Most (3.7 million) medical consultations in specialised care were provided in surgical out-patient clinics

Compared to 2021, the number of specialised consultations in mental health clinics increased by 8%

In the case of quoting data from Statistics Poland, please provide information: "Source of data – Statistics Poland", and in the case of publishing calculations made on data published by Statistics Poland, please provide information: "Own study based on Statistics Poland data".

Prepared by:
Statistical Office in Warszawa
Director Agnieszka Ajdyn
Phone: (+48 22) 464 23 15

Issued by:
Statistical Information Centre
Marcin Kałuski
Phone: (+48 22) 464 20 91

Press office

Phone: (+48 22) 464 20 91

e-mail: m.kaluski@stat.gov.pl



www.warszawa.stat.gov.pl/en/



[@WARSZAWA_STAT](https://twitter.com/WARSZAWA_STAT)



[@UrządStatystycznywWarszawie](https://www.facebook.com/UrządStatystycznywWarszawie)



[gus_stat](https://www.instagram.com/gus_stat)



[głównyurządstatystycznygus](https://www.youtube.com/głównyurządstatystycznygus)



[głównyurządstatystyczny](https://www.linkedin.com/głównyurządstatystyczny)

Related information

[Out-patient health care in Mazowieckie Voivodship in 2021](#)

Data available in databases

[Local Data Bank -> Health care, social welfare and benefits to the family](#)

[Knowledge Databases -> Health and health care](#)

Terms used in official statistics

[Specialised out-patient services](#)

[Out-patient health care services](#)

[Primary health care](#)

[Consultation](#)

[Medical practice](#)

[Out-patient department](#)

