

Out-patient health care in Mazowieckie Voivodship in 2021

 **13.8%**

Increase in the number of out-patient consultations compared to 2020

At the end of 2021, out-patient health care was carried out by 3219 thousand out-patient departments and 244 thousand medical and dental practices providing services funded by public sources. In 2020, 50.5 million out-patient consultations were provided – 45.5 million medical and 5.0 million dental consultations.

Outpatient departments and medical practices

At the end of 2021, 3463 thousand providers of out-patient health care were operating, of which 3219 outpatient departments¹ as well as 32 medical practices and 212 dental practices providing services funded by public sources.

Table 1. Out-patient health care providers

As of 31 December

SPECIFICATION	2020	2021	
		In absolute numbers	2020=100
Total	3353	3463	103,3
Departments	3097	3219	103,9
urban areas	2495	2610	104,6
rural areas	602	609	101,2
Practices ^a total	256	244	95,3
medical	31	32	103,2
dental	225	212	94,2
urban areas	144	138	95,8
rural areas	112	106	94,6

^a Data include practices that have signed a contract with the National Health Fund or out-patient departments. Compared to 2020, the number of out-patient health care providers increased by 3.9%, with the increase mainly in urban areas. The number of medical practices that signed contracts with the National Health Fund or with out-patient health care providers increased by 3.2%

At the end of 2021, 18% of out-patient departments were funded by public sources

In 2021, the number of dental practices that have signed a contract with the National Health Fund or out-patient departments decreased

¹ Including departments of the Ministry of National Defence and the Ministry of Internal Affairs and Administration.

(an increase was recorded in urban areas). On the other hand, the number of dental practices decreased by 5.8%, the decrease concerned both rural and urban areas.

At the end of 2021, there were 1565 persons per out-patient health care provider (by 53 persons fewer than a year before). The indicator in question was two times higher in rural areas (2695) than in urban areas (1271).

In Mazowieckie Voivodship, 93.5% of out-patient health care providers were adapted to the needs of the disabled. Most of the providers – 68.3% of entities were equipped with ramps or platforms facilitating the entrance to the building, 32.8% had non-slip floors and 29.1% an elevator. 3.3% of out-patient health care providers had facilities for the visually impaired and the blind, and 2.3% for the hearing impaired and deaf.

Out-patient consultations

In 2020, there were 50,461.9 thousand out-patient consultations provided, i.e. by 13.8% more than in 2020. The vast majority of consultations (86.7%) were provided in urban areas. Consultations via telephone, i.e. remote consultation using a telephone connection or other ICT system, accounted for 23.5% of the total out-patient consultations (in 2020 – 26.8%).

On average, there were nearly 3.5-many times more out-patient consultations per urban than per rural inhabitant

Table 2. Consultations provided ^a in out-patient health care

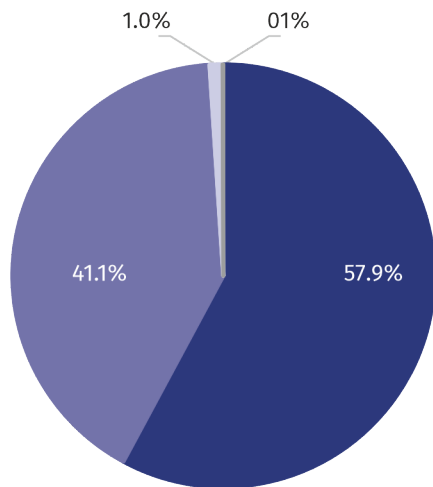
SPECIFICATION	2020	2021	
		In thousands	2020=100
Consultations provided	44360,5	50461,9	113,8
via telephone	11907,0	11851,7	99,5
urban areas	38247,8	43751,0	114,4
rural areas	6112,7	6710,8	109,8
In primary health care	19537,2	21723,8	111,2
at home	149,2	155,4	104,2
via telephone	7582,9	6857,8	90,4
Nighttime and holiday medical service ^b	530,6	623,5	117,5
in the infirmary	406,6	482,6	118,7
at the patient's home	20,7	23,8	114,7
via telephone	103,3	117,1	113,4
In specialised care	24292,7	28114,6	115,7
medical	19738,1	23150,5	117,3
via telephone	4210,2	4870,6	115,7
dental	4554,6	4964,0	109,0
via telephone	10,5	6,2	58,5

a Including consultations paid by patients (non public sources); without consultations from the admission rooms of general hospitals. b Primary health care services provided from Monday to Friday from 6.00 p.m. to 8.00 a.m. the following day and 24 hours a day on public holidays.

Every fourth out-patient consultation is online consultation

The average number of out-patient consultations per capita in 2021 was 9.3, with the indicator over 3.5 times higher in urban than in rural areas and amounted to 12.5 and 3.5, respectively.

Chart 1. Structure of consultations via telephone by type of consultation in 2021



Via telephone:

- in primary health care
- specialised medical
- within nighttime and holiday medical services
- dental

Most out-patient consultations were provided in specialised care - 28,114.6 thousand, i.e. 55.7% of the total, including 9.8% by dentists. Consultations via telephone accounted for 17.3% of all specialised consultations provided.

Consultations provided in primary health care accounted for 43.0% of all out-patient consultations, and every third of them was provided via telephone. Primary health care doctors also provided 155 thousand, i.e. 0.7%, of consultations at the patient's home.

623.5 thousand consultations were provided within nighttime and holiday medical service, i.e. 1.2% of all out-patient consultations. Most of them were provided on an out-patient basis – 77.4%, while telephone consultations constituted 18.8%, and consultations at the patient's home – 3.8%.

Out-patient consultations were more often provided to women. In the field of specialist care they constituted 61.2%, in primary care – 57.8%, while within nighttime and holiday medical service – 55.3%.

In 2021, over half – 53.8% of consultations were provided to persons aged 18-64, in the age group 65 years and more – 28.0%, and at the age 0-17 years – 18.2%.

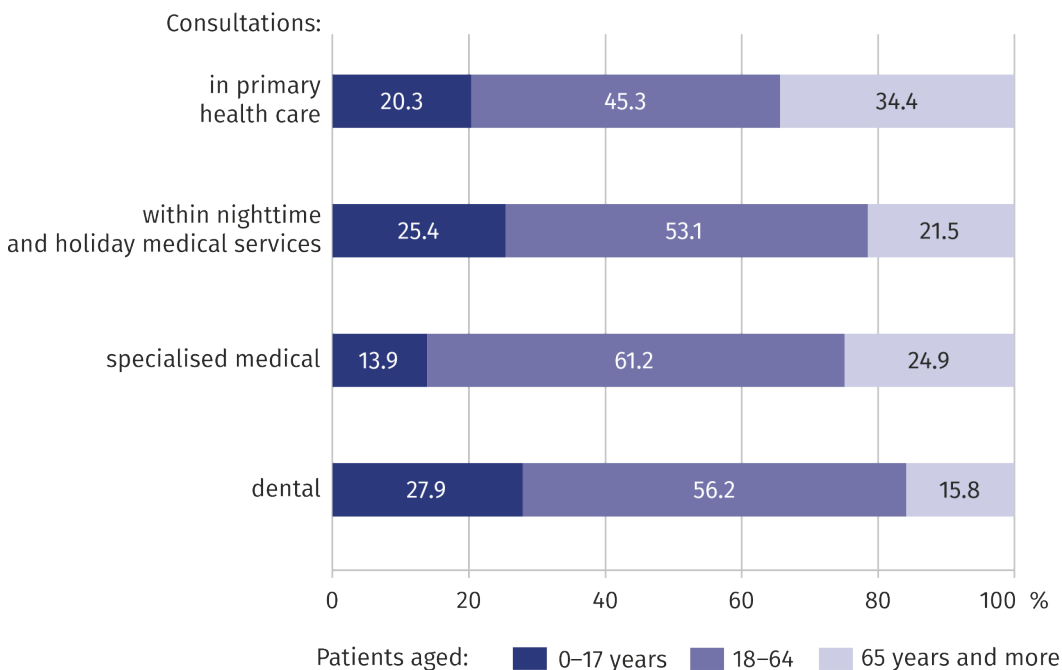
Children and youth in the age group 0-17 years were provided with 9,165.4 thousand consultations, of which 48.1% in primary health care (an increase of 0.7 pp per year), 35.0% were specialised medical consultations (an increase of 0.2 pp), and 15.1% – dentists consultations (a decrease by 1.0 pp), and 1.7% – consultations within nighttime and holiday medical service (no change compared to 2020).

In the age group 65 and more, 14,149.7 thousand consultations were provided, the most in primary health care – 52.7% (a decrease by 2.1 pp per year). Consultations of specialised medical care accounted for then 40.7% (a 1.7 pp increase), dentists consultations – 5.6% (a 0.3 pp increase), nighttime and holiday medical service consultations – 0.9% (no changes compared to 2020).

18% of consultations via telephone within nighttime and holiday medical services was provided to children and youth under 18

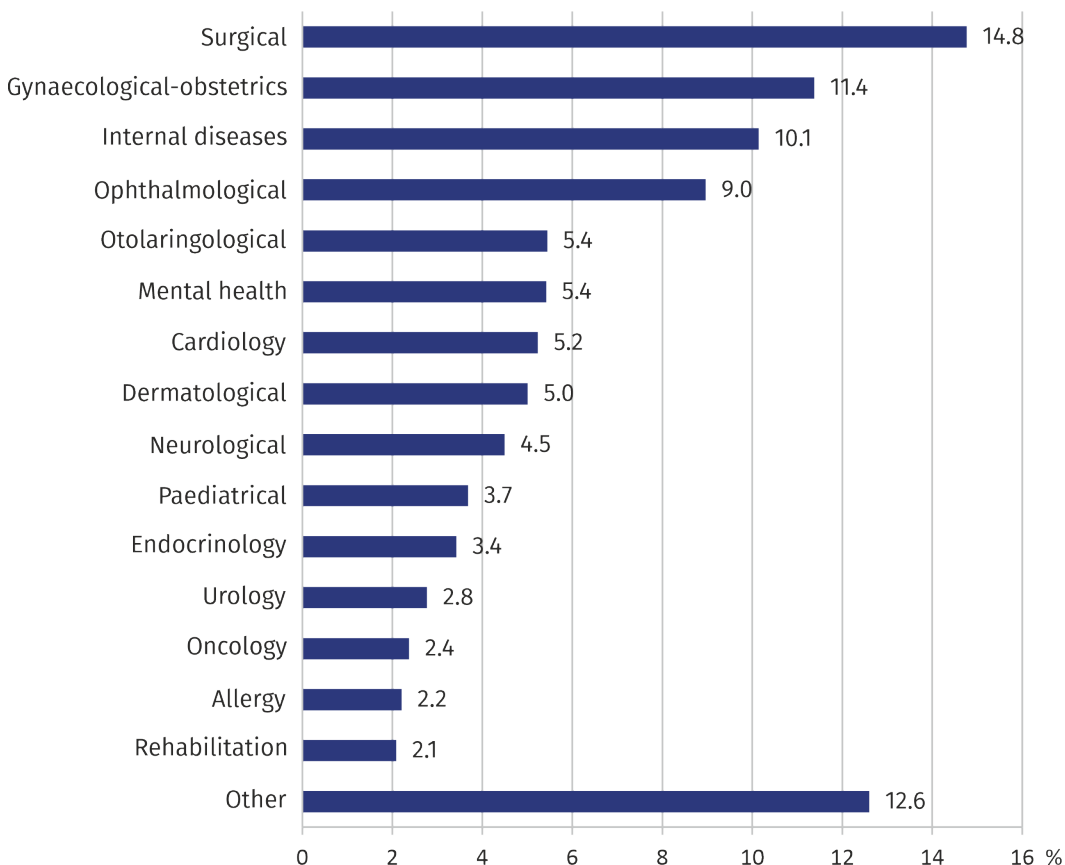
60% of total out-patient health care consultations were provided to women

Chart 2. Structure of out-patient consultations by type of consultation and age of patients in 2021



Every third primary health care consultation was provided to persons aged 65 and over

Chart 3. Structure of specialised medical consultations by type of clinic in 2021



Most (3.4 million) medical consultations in specialised care were provided in surgical out-patient clinics

In 2021, the number of specialised consultations in mental health clinics increased to 1.3 million

In the case of quoting data from Statistics Poland, please provide information: "Source of data – Statistics Poland", and in the case of publishing calculations made on data published by Statistics Poland, please provide information: "Own study based on Statistics Poland data".

Prepared by:
Statistical Office in Warszawa
Director Zofia Kozłowska
Tel: (+48 22) 464 23 15

Issued by:
Statistical Information Centre
Marcin Kałuski
Tel: (+48 22) 464 20 91

Press office

Tel: (+48 22) 464 20 91

e-mail: m.kaluski@stat.gov.pl

-  www.warszawa.stat.gov.pl
-  [@WARSZAWA_STAT](https://twitter.com/WARSZAWA_STAT)
-  [@UrzadStatystycznywWarszawie](https://www.facebook.com/@UrzadStatystycznywWarszawie)
-  [gus_stat](https://www.instagram.com/gus_stat)
-  [glownyurządstatystycznygus](https://www.youtube.com/glownyurządstatystycznygus)
-  [glownyurządstatystyczny](https://www.linkedin.com/glownyurządstatystyczny)

Related information

[Out-patient health care in Mazowieckie Voivodship 2020](#)

Data available in databases

[Local Data Bank -> Health care, social welfare and benefits to the family](#)

[Knowledge Databases -> Health and health care](#)

Terms used in official statistics

[Specialised out-patient services](#)

[Out-patient health care services](#)

[Primary health care](#)

[Consultation](#)

[Medical practice](#)

[Out-patient department](#)

Evaluate
the study

