

# Emergency medical care in Mazowieckie Voivodship in 2021

20 June 2022

↑ 9.9%

Increase in the number of persons who were given medical help in the place of occurrence  
y/y

In 2021, emergency rescue teams provided health services in the place of occurrence to 423.5 thousand persons. In the admission rooms or hospital emergency wards, 530.6 thousand persons received out-patient medical services. In hospital emergency wards, 203.0 thousand persons were treated in stationary mode.

## Units of emergency medical system and cooperating

Under the State Emergency Medical System<sup>a</sup>, in 2021, emergency medical services were provided by 202 emergency rescue teams (39 specialist and 163 basic, as well as 3 medical air rescue teams and 32 hospital emergency wards).

The rate of availability of medical services provided by emergency rescue teams, expressed as the number of teams (basic and specialist) per 100 thousand population in Mazowieckie Voivodship amounted to 3.7 and did not change compared to 2020 (in the country in 2020 – 4.1, in 2021 – 4.2).

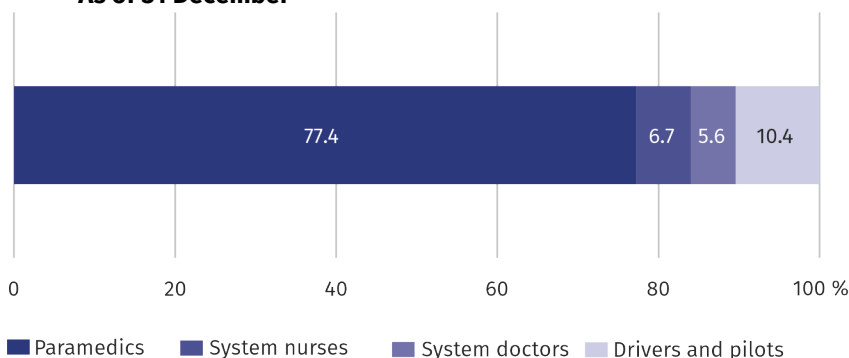
Two trauma centres providing medical services to patients with multiple multi-organ injuries cooperated with the emergency medical system, including 1 newly created trauma centre for children and 10 admission rooms.

At the end of 2021, there were 26.8 thousand persons on average per every emergency rescue team

## Emergency rescue teams, medical air rescue teams

As of 31 December 2021, the number of personnel included in emergency medical teams was 1797 employees<sup>b</sup>. The most numerous group were paramedics – 1391. In addition, there were 120 system nurses, 100 system doctors, as well as 186 drivers and pilots.

**Chart 1. Structure of the composition<sup>a</sup> of emergency rescue teams in 2021  
As of 31 December**



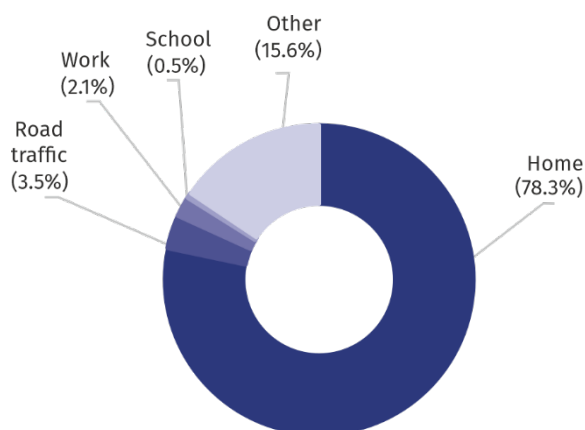
<sup>a</sup> Refers to the number of persons employed regardless of the form of employment for which this was the main workplace.

In 2021, 422.8 thousand (by 9.7% more compared to the previous year) of calls to the occurrence places were recorded, of which the vast majority (78.3%) were calls to the patient's home. Emergency rescue teams provided health care benefits to 423.5 thousand persons (by 9.9% more compared to the previous year), of which 47.2% were persons aged 65 and more, and 5.4% – children and youth up to 18 years of age. Men were provided with medical help more often (51.3%) than women. Before starting or during rescue operations, 9093 persons were found dead (by 6.1% more than in 2020), of which 84.5% at home, and 2.8% in the road traffic.

The number of trips of emergency medical teams to schools increased by nearly 1/3

There were on average 78 persons per 1000 inhabitants of Mazowieckie Voivodship provided with help from emergency rescue teams

**Chart 2. Structure of calls of emergency rescue teams by the occurrence place in 2021**



**Hospital emergency wards, admission rooms**

Hospital emergency wards provided health services in two modes: outpatient (not finished with hospitalization) and stationary.

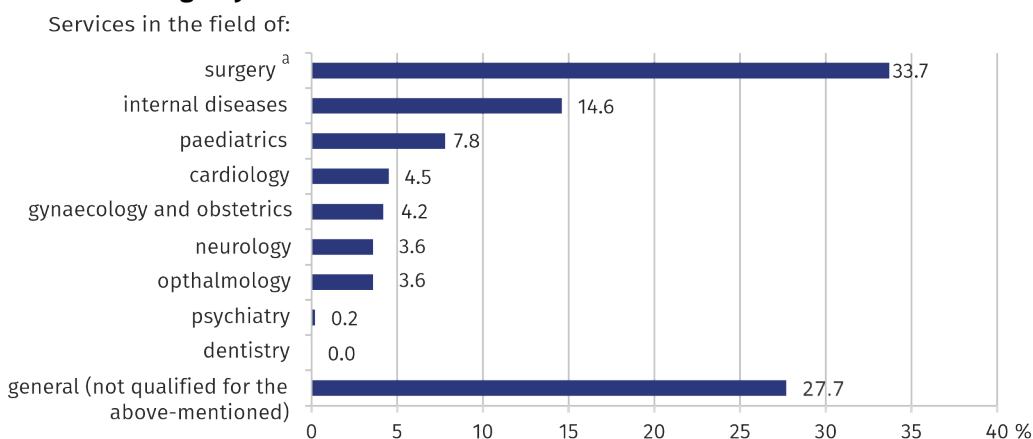
In 2021, in admission rooms or hospital emergency wards, outpatient emergency medical services were provided to 530.6 thousand persons, of which children and youth up to 18 years of age accounted for 20.5%, and persons aged 65 and more 24.4%. The number of patients treated in a stationary mode amounted to 203.0 thousand, of which 52.7% of patients were transferred to hospital treatment.

In 2021, admission rooms and hospital emergency wards provided on average 103 out-patient health care services per 1000 population

Outpatients most often received medical services in the field of surgery (33.7%), internal diseases (14.6%).

Every fifth outpatient treated in the admission room or hospital emergency ward was provided with trauma and orthopedic surgery services

**Chart 3. Structure of out-patient medical services provided in admission room or hospital emergency wards in 2021**



<sup>a</sup> Including trauma and orthopedic surgery and neurosurgery.

**Table 1. Emergency medical services and first aid**

Specification	2020	2021	
	In absolute numbers		2020 = 100
Emergency rescue teams <sup>a</sup>	200	202	101,0
of which:			
specialist	41	39	95,1
basic	159	163	102,5
Medical air rescue teams <sup>a</sup>	3	3	100,0
Hospital emergency wards <sup>a</sup>	31	32	103,2
Calls to the occurrence places <sup>b</sup>	385342	422770	109,7
of which occurrences:			
in road traffic	14900	14724	98,8
at work	8944	8895	99,5
at school	1656	2182	131,8
at home	295916	331048	111,9
Persons who received health care benefits in the place of occurrence:			
in absolute numbers	385437	423521	109,9
per 1000 population	71,0	78,1	110,0
Persons provided with out-patient health care services (in admission rooms or hospital emergency wards)	535086	530641	99,2

a As of 31 December. b Excluding calls to illnesses.

In the case of quoting data from Statistics Poland, please provide information: "Source of data – Statistics Poland", and in the case of publishing calculations made on data published by Statistics Poland, please provide information: "Own study based on Statistics Poland data".

Prepared by:  
**Statistical Office in Warszawa**  
**Director Zofia Kozłowska**  
Tel: (+48 22) 464 23 15

Issued by:  
**Statistical Information Centre**  
**Marcin Kałuski**  
Tel: (+48 22) 464 20 91

**Press office**

Tel: (+48 22) 464 20 91

**e-mail: [m.kaluski@stat.gov.pl](mailto:m.kaluski@stat.gov.pl)**

-  [www.warszawa.stat.gov.pl/en/](http://www.warszawa.stat.gov.pl/en/)
-  [@WARSZAWA\\_STAT](https://twitter.com/WARSZAWA_STAT)
-  [@UrzadStatystycznyWarszawie](https://www.facebook.com/@UrzadStatystycznyWarszawie)
-  [gus\\_stat](https://www.instagram.com/gus_stat)
-  [glownyurządstatystycznygus](https://www.youtube.com/glownyurządstatystycznygus)
-  [glownyurządstatystyczny](https://www.linkedin.com/glownyurządstatystyczny)

**Related information**

[Out-patient health care in Mazowieckie Voivodship in 2020](#)

**Data available in databases**

[Local Data Bank -> Health care, social welfare and benefits to the family](#)

[Knowledge Databases -> Health and health care](#)

**Terms used in official statistics**

[Emergency medical services](#)

[Units of emergency medical services](#)

[Hospital emergency ward](#)

[Out-patient health care services](#)

[The place of occurrence](#)

[Trauma centre](#)

