

# Emergency medical care in Mazowieckie Voivodship in 2020

18 June 2021

↓ 14.1%

Decrease in the number of persons who were given medical help in the place of occurrence y/y.

In 2020, emergency rescue teams provided health services in the place of occurrence to 385.4 thousand persons. In the admission rooms or hospital emergency wards, 514.6 thousand persons received out-patient medical services. In hospital emergency wards, 178.9 thousand persons were treated in stationary mode.

## Units of emergency medical system and cooperating

Under the State Emergency Medical System<sup>a</sup>, in 2020, emergency medical services were provided by 200 emergency rescue teams (41 specialist and 159 basic), 3 medical air rescue teams and 31 hospital emergency wards.

The rate of availability of medical services provided by emergency rescue teams, expressed as the number of teams (basic and specialist) per 100 thousand population, both in the country and Mazowieckie Voivodship, did not change compared to 2019 by 0.1 pp and amounted to 4.1 and 3.7, respectively.

Two trauma centres providing medical services to patients with multiple multi-organ injuries cooperated with the emergency medical system, including 1 newly created trauma centre for children and 11 admission rooms

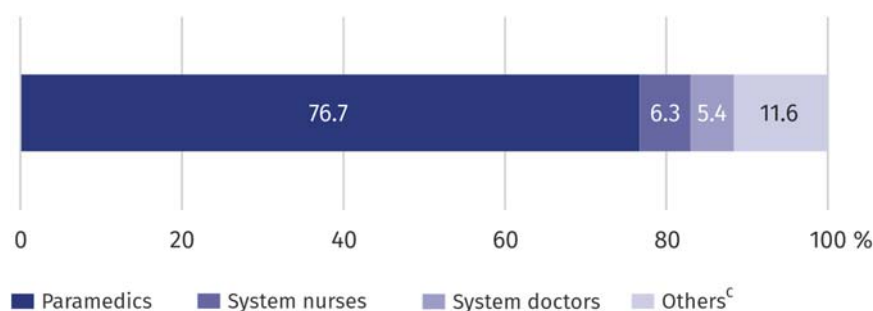
At the end of 2020, there were 27.1 thousand persons on average per every emergency rescue team

## Emergency rescue teams, medical air rescue teams

As of 31 December 2020, the number of personnel included in emergency medical teams was 1891 employees<sup>b</sup>. The most numerous group were paramedics, there were 1450 of them. In addition, there were 120 system nurses, 102 system doctors, and 219 other persons<sup>c</sup>.

Chart 1. Structure of the composition of emergency rescue teams in 2019

As of 31 December

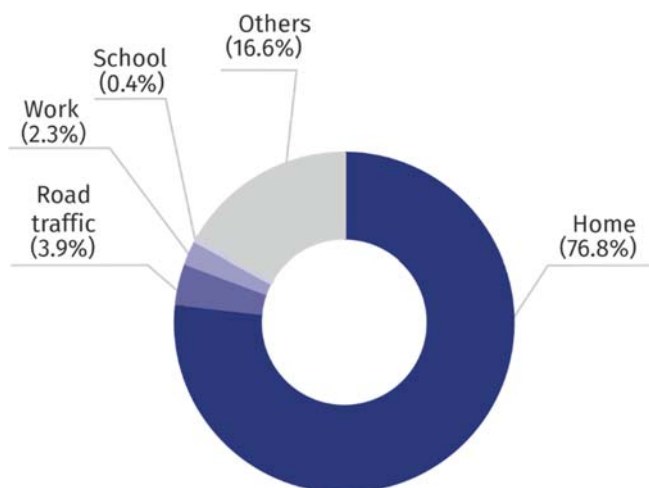


<sup>a</sup> On 1 April 2019, the amendment to the Act on Emergency Medical Services entered into force, according to which only public entities can be disposers of emergency medical teams that are part of the Emergency Medical System. As a result of the amendment to the Act, medical teams were taken over between disposers, which could also be private entities by the end of March 2019. <sup>b</sup> Refers to the number of persons employed regardless of the form of employment for which this was the main workplace. <sup>c</sup> Drivers and pilots.

In 2020, 385.3 thousand (by 13.7% less compared to the previous year) of calls to the occurrence places were recorded, of which the vast majority (76.8%) were calls to the patient's home. Emergency rescue teams provided health care benefits to 385.4 thousand persons (by 14.1% less compared to the previous year), of which 46.7% were persons aged 65 and more, and 4.4% – children and youth up to 18 years of age. Women were provided with medical help more often (50.3%) than men. Before starting or during rescue operations, 8574 persons were found dead (by 2.8% less than in 2019), of which 83.8% at home, and 3.3% in the road traffic.

There were on average 71 persons per 1000 inhabitants of Mazowieckie Voivodship provided with help from emergency rescue teams

**Chart 2. Structure of calls of emergency rescue teams by the occurrence place in 2020**



In 2020, admission rooms and hospital emergency wards provided on average 99 out-patient health care services per 1000 population

### Hospital emergency wards, admission rooms

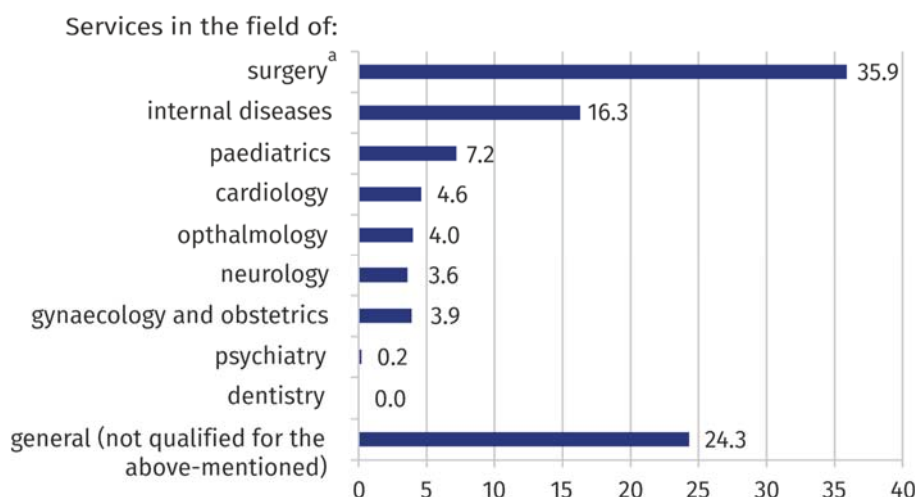
Hospital emergency wards provided health services in two modes: outpatient (not finished with hospitalization) and stationary.

In 2020, in admission rooms or hospital emergency wards, outpatient emergency medical services were provided to 514.6 thousand persons, of which children and youth up to 18 years of age accounted for 19.0%, and persons aged 65 and more 24.1%. The number of patients treated in a stationary mode amounted to 178.9 thousand, of which 56.9% of patients were transferred to hospital treatment.

Outpatients most often received medical services in the field of surgery (35.9%), internal diseases (16.3%).

Every fifth outpatient was provided with trauma and orthopedic surgery services

**Chart 3. Structure of out-patient medical services provided in admission room or hospital emergency wards in 2020**



<sup>a</sup> Including trauma and orthopedic surgery and neurosurgery.

**Table 1. Emergency medical services and first aid**

| SPECIFICATION   | 2019   | 2020                |            |
|---|--------|---------------------|------------|
|   |        | In absolute numbers | 2019 = 100 |
| Emergency rescue teams <sup>a</sup>   | 200    | 200                 | 100,0      |
| of which:   |        |                     |            |
| specialist  | 46     | 41                  | 89,1       |
| basic   | 154    | 159                 | 103,2      |
| Medical air rescue teams <sup>a</sup>   | 3      | 3                   | 100,0      |
| Hospital emergency wards <sup>a</sup>   | 31     | 31                  | 100,0      |
| Calls to the occurrence places <sup>b</sup>   | 446283 | 385342              | 86,3       |
| of which occurrences:   |        |                     |            |
| in road traffic   | 19591  | 14900               | 76,1       |
| at work   | 11461  | 8944                | 78,0       |
| at school   | 4798   | 1656                | 34,5       |
| at home   | 320846 | 295916              | 92,2       |
| Persons who received health care benefits in the place of occurrence:                                   |        |                     |            |
| in absolute numbers   | 448813 | 385437              | 85,9       |
| per 1000 population   | 82,9   | 71,0                | 85,6       |
| Persons provided with out-patient health care services (in admission rooms or hospital emergency wards) | 727372 | 535086              | 73,6       |

a As of 31 December. b Excluding calls to illnesses.

In the case of quoting data from Statistics Poland, please provide information: "Source of data – Statistics Poland", and in the case of publishing calculations made on data published by Statistics Poland, please provide information: "Own study based on Statistics Poland data".

Prepared by:  
**Statistical Office in Warszawa**  
**Director Zofia Kozłowska**  
Tel: (+48 22) 464 23 15

Issued by:  
**Statistical Information Centre**  
**Marcin Kałuski**  
Tel: (+48 22) 464 20 91

**Press office**

Tel: (+48 22) 464 20 91

**e-mail: [m.kaluski@stat.gov.pl](mailto:m.kaluski@stat.gov.pl)**



[warszawa.stat.gov.pl/en/](http://warszawa.stat.gov.pl/en/)



[@Warszawa\\_STAT](https://twitter.com/Warszawa_STAT)

**Related information**

[Out-patient health care in Mazowieckie Voivodship in 2019](#)

**Data available in databases**

[Local Data Bank -> Health care, social welfare and benefits to the family](#)

[Knowledge Databases -> Health and health care](#)

**Terms used in official statistics**

[Emergency medical services](#)

[Units of emergency medical services](#)

[Hospital emergency ward](#)

[Out-patient health care services](#)

[The place of occurrence](#)

[Trauma centre](#)

