

Emergency medical care in Mazowieckie Voivodship in 2019

19th June 2020

↓ 2.4%

Decrease in the number of persons who were given medical help in the place of occurrence

In 2019, emergency rescue teams provided health services in the place of occurrence to 448.8 thousand persons. In the admission rooms or hospital emergency wards, 727.4 thousand persons received out-patient medical services. In hospital emergency wards, 201.8 thousand persons were treated in stationary mode.

Units of emergency medical system and cooperating

Under the State Emergency Medical System^a, in 2019, emergency medical services were provided by 196 emergency rescue teams (46 specialist and 154 basic), 3 medical air rescue teams and 31 hospital emergency wards.

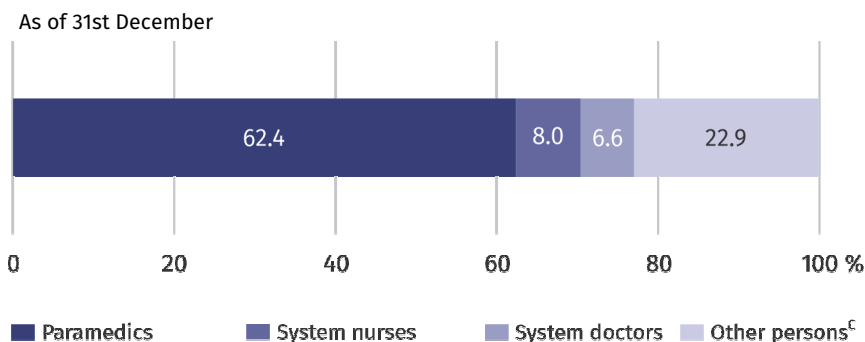
The rate of availability of medical services provided by emergency rescue teams, expressed as the number of teams (basic and specialist) per 100 thousand population, both in the country and Mazowieckie Voivodship, increased compared to 2018 by 0.1 pp and amounted to 4.1 and 3.7, respectively.

Two trauma centres providing medical services to patients with multiple multi-organ injuries cooperated with the emergency medical system, including 1 newly created trauma centre for children and 12 admission rooms.

Emergency rescue teams, medical air rescue teams

As of 31st December 2019, the number of personnel included in emergency medical teams was 1717 employees^b. The most numerous group were paramedics, there were 1072 of them. In addition, there were 138 system nurses, 114 system doctors, and 393 other persons^c.

Chart 1. Structure of the composition of emergency rescue teams in 2019



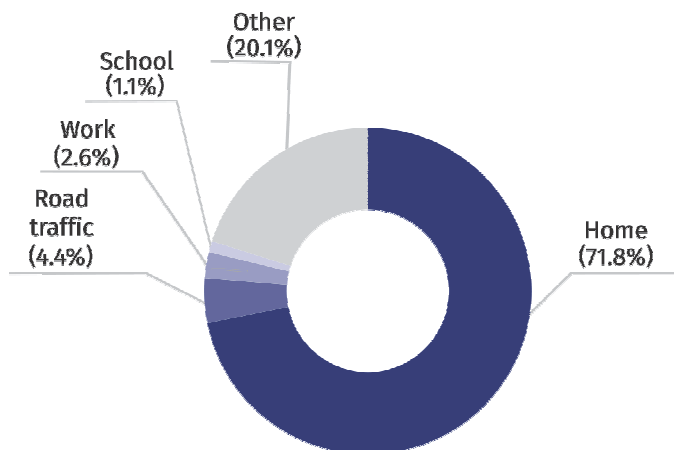
a On 1st April 2019, the amendment to the Act on Emergency Medical Services entered into force, according to which only public entities can be disposers of emergency medical teams that are part of the Emergency Medical System. As a result of the amendment to the Act, medical teams were taken over between disposers, which could also be private entities by the end of March 2019. b Refers to the number of persons employed regardless of the form of employment for which this was the main workplace. c Drivers and pilots.

At the end of 2019, there were 27.1 thousand persons on average per every emergency rescue team

In 2019, 446.3 thousand (by 2.6% less compared to the previous year) of calls to the occurrence places were recorded, of which the vast majority (71.9%) were calls to the patient's home. Emergency rescue teams provided health care benefits to 448.8 thousand persons (by 2.4% less compared to the previous year), of which 45.2% were persons aged 65 and more, and 6.0% – children and youth up to 18 years of age. Men were provided with medical help more often (51.7%) than women. Before starting or during rescue operations, 8821 persons were found dead (by 4.0% more than in 2018), of which 80.8% at home, and 5.4% in the road traffic.

There were on average 83 persons per 1000 inhabitants of Mazowieckie Voivodship provided with help from emergency rescue teams

Chart 2. Structure of calls of emergency rescue teams by the occurrence place in 2019



Hospital emergency wards, admission rooms

Hospital emergency wards provided health services in two modes: outpatient (not finished with hospitalization) and stationary.

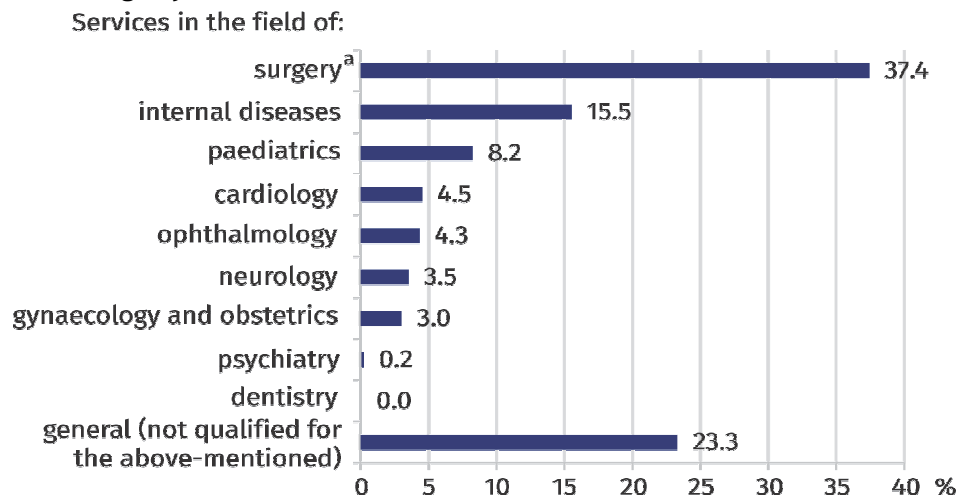
In 2019, in admission rooms or hospital emergency wards, outpatient emergency medical services were provided to 727.4 thousand persons, of which children and youth accounted for 18.0%, and persons aged 65 and more 26.2%. The number of patients treated in a stationary mode amounted to 201.8 thousand, of which 55.1% of patients were transferred to hospital treatment.

Outpatients most often received medical services in the field of surgery (37.4%), internal diseases (15.5%).

In 2019, admission rooms and hospital emergency wards provided on average 142 out-patient health care services per 1000 population

Every fourth outpatient was provided with trauma and orthopedic surgery services

Chart 3. Structure of out-patient medical services provided in admission room or hospital emergency wards in 2019



^a Including trauma and orthopedic surgery and neurosurgery.

Table 1. Emergency medical services and first aid

SPECIFICATION	2018	2019	
	in absolute numbers		2018 = 100
Emergency rescue teams ^a	196	200	102,0
of which:			
specialist	57	46	80,7
basic	139	154	110,8
Medical air rescue teams ^a	3	3	100,0
Hospital emergency wards ^a	30	31	103,3
Calls to the occurrence places ^b	458232	446283	97,4
of which occurrences:			
in road traffic	20950	19591	93,5
at work	11200	11461	102,3
at school	5271	4798	91,0
at home	323112	320846	99,3
Persons who received health care benefits in the place of occurrence:			
in absolute numbers	459819	448813	97,6
per 1000 population	85,3	82,9	x
Persons provided with out-patient health care services (in admission rooms or hospital emergency wards)	707327	727372	102,8

a As of 31st December. b Excluding calls to illnesses.

In the case of quoting data from Statistics Poland, please provide information: "Source of data – Statistics Poland", and in the case of publishing calculations made on data published by Statistics Poland, please provide information: "Own study based on Statistics Poland data".

Prepared by:
Statistical Office in Warszawa
Director Zofia Kozłowska
Tel: (+48 22) 464 23 15


Issued by:
Statistical Information Centre
Marcin Kałuski
Tel: (+48 22) 464 20 91

Press office

Tel: (+48 22) 464 20 91

e-mail: m.kaluski@stat.gov.pl

 warszawa.stat.gov.pl/en/

 [@Warszawa_STAT](https://twitter.com/Warszawa_STAT)

Related information

[Health care in Mazowieckie Voivodship in 2018](#)



Data available in databases

[Local Data Bank -> Health care, social welfare and benefits to the family](#)

[Knowledge Databases -> Health and health care](#)

Terms used in official statistics

[Emergency medical services](#)

[Units of emergency medical services](#)

[Hospital emergency ward](#)

[Out-patient health care services](#)

[The place of occurrence](#)

[Trauma centre](#)