

Foreigners on the Masovian labour market in 2023

18 March 2024

↓ 2.2%

Decrease in the number of work permits issued for foreigners y/y

The year 2023 in Mazowieckie Voivodship was third in a row in which the number of work permits for foreigners decreased annually and amounted to almost 65 thousand. Work permits were most often issued to Indian citizens (almost 10 thousand) and this number increased by over 18% annually.

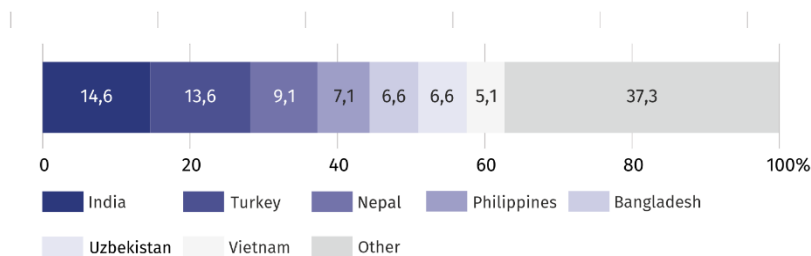
Data on permits issued for foreigners to work in Poland are available in two ways, i.e. according to the location of the authority issuing the permit and according to the place of work of the person to whom the permit applies. The data in the News release are presented according to the place of work of foreigners, which means that they concern persons whose declared place of work is Mazowieckie Voivodship.

In 2023, 65.3 thousand work permits for foreigners were issued in Mazowieckie Voivodship, (2.2% less than a year before). The next voivodships in this respect were voivodships Wielkopolskie – 39.7 thousand, Śląskie – 37.4 thousand and Pomorskie – 30.1 thousand.

The largest number – 9.6 thousand, i.e. 14.6% of work permits for foreigners were granted to citizens of India (in 2022 – 8.1 thousand, i.e. 12.1%). Next, work permits were issued to citizens of Turkey (8.9 thousand compared to 8.5 thousand in 2022; an increase of 4.3%), Nepal (5.9 thousand compared to 3.6 thousand; increase by 66.5%) and Philippines (4.6 thousand compared by 2.5 thousand; increase by 82.4%). The number of permits issued in 2023 to Ukrainian citizens decreased by 88.1% and amounted to 1.6 thousand.

The number of work permits issued to citizens of Ukraine decreased by more over 88% in annual terms

Chart 1. Structure of work permits for foreigners by citizenship in 2023



The vast majority of issued work permits concerned men. Their share in the total number of all permits issued in Mazowieckie Voivodship in 2023 amounted to 83.6% (83.3% in 2022). The predominance of men in terms of permits occurred in all voivodships (from 80.5% in Zachodniopomorskie to 92.1% in Podlaskie). In the country, this share was on average 85.0%. The number of permits issued in Mazowieckie Voivodship compared to 2022 was lower for women by 3.7% and for men by 1.9%.

Nearly 84% of work permits were issued to men

Chart 2. Structure of work permits for foreigners by sex

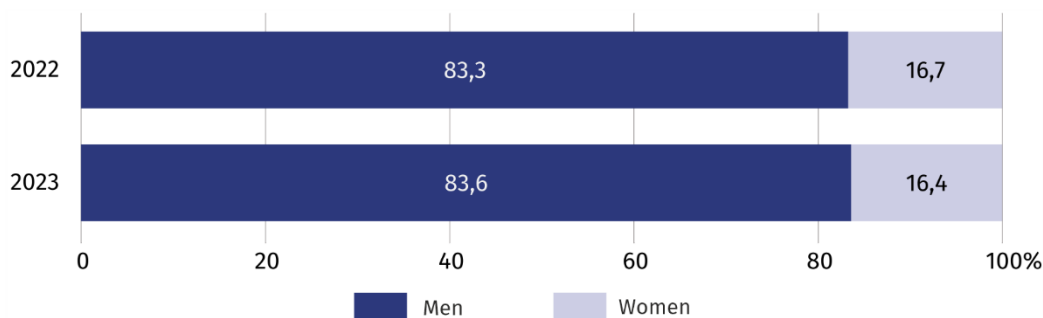


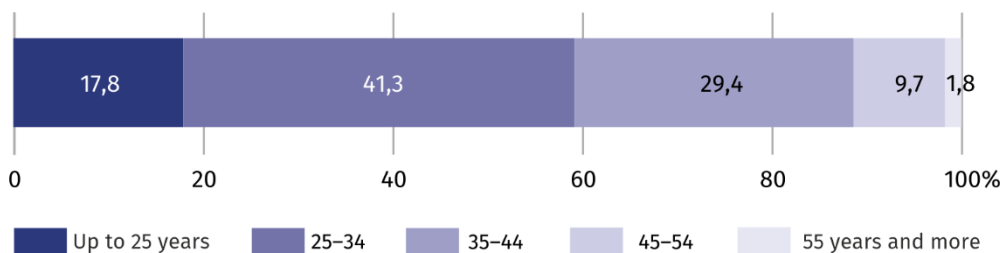
Table 1. Work permits for foreigners by sex

Specification	2022	2023		
	In absolute numbers	In percent	2022=100	
Total	66795	65333	100,0	97,8
Men	55668	54613	83,6	98,1
Women	11127	10720	16,4	96,3

The largest group of foreigners who received work permits were persons aged 25–34 (41.3%) and 35–44 (29.4%). This percentage was similar among both sexes (respectively: men – 41.1% and 29.6%; women – 42.7% and 28.9%).

More than 2/5 of work permits were issued to persons aged 25-34, and almost 1/3 to persons aged 35-44

Chart 3. Structure of work permits for foreigners by age in 2023

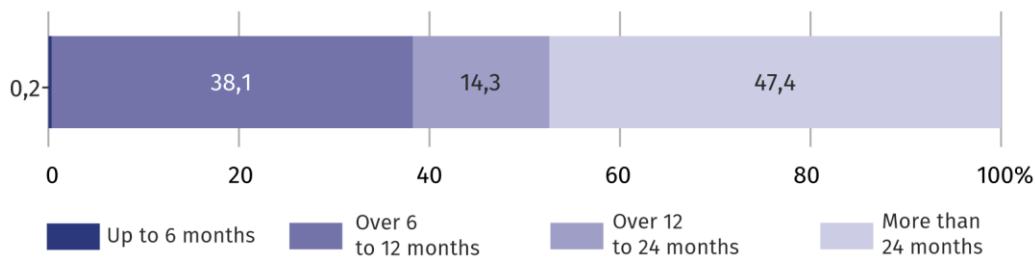


Work permits for foreigners in Mazowieckie Voivodship, as in 2022, were issued for longer periods of time. In 2023, the majority (47.4% compared to 49.1% in 2022) of work permits were issued for a period of more than 24 months, followed by for the period from 6 to 12 months (38.1% compared to 40.7%). On the other hand, the permits with the shortest validity period, i.e. up to 6 months, constituted only 0.2% of their total number.

Almost half of the work permits were issued for a period longer than 24 months

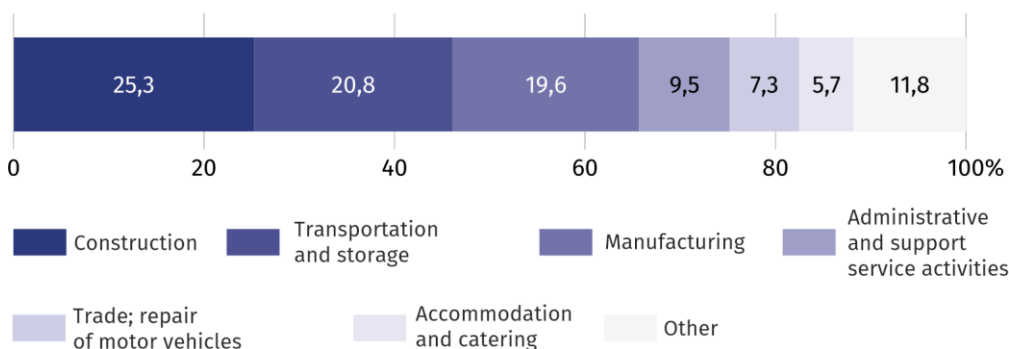
Most (51.2%) work permits concerned employment contracts, followed by order-agreements (45.3%).

Chart 4. Structure of work permits for foreigners by period of their validity in 2023



In 2023, as in the previous year, the most permits were issued to employers from the construction section (16.5 thousand), which accounted for 25.3% of total permits (compared to 29.1% in 2022), followed by employers from the transportation and storage section (20.8% compared to 19.9%), as well as manufacturing (19.6% compared to 13.9%)

Chart 5. Structure of work permits for foreigners by selected PKD sections in 2023



Most (more than 1/4) work permits were issued in construction

In 2023, foreigners who obtained a work permit in Mazowieckie Voivodshp, as in 2022, most often worked as industrial workers and craftsmen – 36.0%, workers performing elementary occupations – 22.7%, as well as office clerks – 12.7%.

Most (more than 1/3) of foreigners worked as industrial workers and craftsmen

Table 2. Work permits for foreigners by selected major groups of the occupations

Specification	2022	2023	
		In absolute numbers	In percent
Total	66795	65333	100,0
Industrial workers and craftsmen	25102	23505	36,0
Elementary occupations	13717	14806	22,7
Office clerks	4931	8317	12,7
Plant and machines operators and assemblers	10803	7519	11,5
Professionals	5224	4016	6,1
Personal services and salespersons	3053	3151	4,8
Technicians and other middle level personnel	2031	2061	3,2
Managers	1228	1146	1,8
Farmers, gardeners, foresters and fishermen	706	808	1,2
Armed forces	.	4	0,0

The information was prepared on the basis of data from the Ministry of Family and Social Policy regarding work permits for foreigners.

In the case of quoting data from the Statistics Poland, please provide information "Statistics Poland data source", and in the case of publishing calculations made on data published by the Statistics Poland, provide information: "Own study based on Statistics Poland data".

Prepared by:
Statistical Office in Warszawa
Director **Agnieszka Ajdyn**
Phone: (+48 22) 464 23 15

Issued by:
Statistical Information Centre
Marcin Kałuski
Phone: (+48 22) 464 20 91

Press office

Phone: (+48 22) 464 20 91
e-mail: m.kaluski@stat.gov.pl

-  warszawa.stat.gov.pl/en/
-  [@Warszawa_STAT](https://twitter.com/Warszawa_STAT)
-  [@UrzadStatystycznyWarszawie](https://www.facebook.com/@UrzadStatystycznyWarszawie)
-  [gus_stat](https://www.instagram.com/gus_stat)
-  [głównyurządstatystycznygus](https://www.youtube.com/głównyurządstatystycznygus)
-  [głównyurządstatystyczny](https://www.linkedin.com/głównyurządstatystyczny)

Related information

- [Work permits for foreigners in 2021](#)
- [Foreigners on the labour market in 2022](#)
- [Foreigners on the labour market in Warszawa in 2022](#)

Terms used in official statistics

- [Work permit for a foreigner](#)
- [Foreigners](#)

